

Visual Data Analysis – Prof. Dr. Thomas Schultz

Visual Data Analysis – Prof. Dr. Thomas Schultz

Lecture Survey – Fachschaft Informatik

September 7, 2019

1 Lecture Evaluation

1.1 Please rate the lecture's concept.

1.1.1 How often did you attend the lecture?

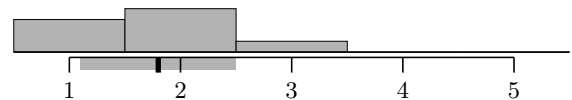
Always – Never

38 % 50 % 13 % 0 % 0 %

Answers: 8

Mean: 1.8

Standard-Deviation: 0.7



1.1.2 Did the lecture appear to be clearly structured to you?

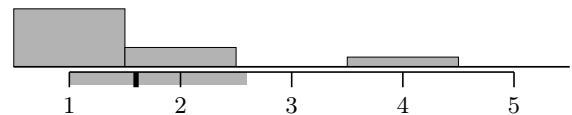
Yes – No

67 % 22 % 0 % 11 % 0 %

Answers: 9

Mean: 1.6

Standard-Deviation: 1.0



1.1.3 Have topics been illustrated by sensible examples?

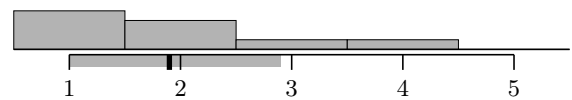
Always – Never

44 % 33 % 11 % 11 % 0 %

Answers: 9

Mean: 1.9

Standard-Deviation: 1.0



1.1.4 Were the slides/lecture notes helpful?

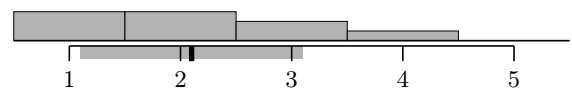
Very helpful – Not helpful

33 % 33 % 22 % 11 % 0 %

Answers: 9

Mean: 2.1

Standard-Deviation: 1.0



1.1.5 Have the topics been explained extensively enough?

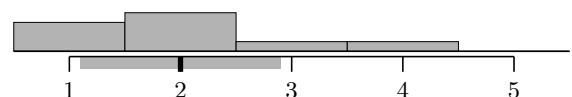
Always – Never

33 % 44 % 11 % 11 % 0 %

Answers: 9

Mean: 2.0

Standard-Deviation: 0.9



2 Lecturer Evaluation

2.1 Please rate Prof. Dr. Thomas Schultz.

2.1.1 How much of the content do you understand during the lecture?

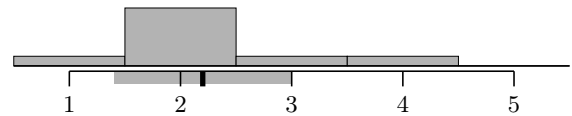
Everything – Nothing

11 % 67 % 11 % 11 % 0 %

Answers: 9

Mean: 2.2

Standard-Deviation: 0.8



2.1.2 Did the lecturer answer your questions profoundly?

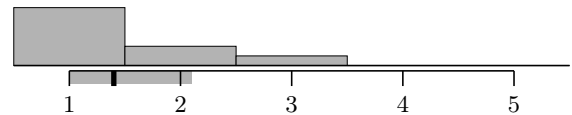
Always – Never

67 % 22 % 11 % 0 % 0 %

Answers: 9

Mean: 1.4

Standard-Deviation: 0.7



2.1.3 Was the lecturer available for questions outside of the lecture?

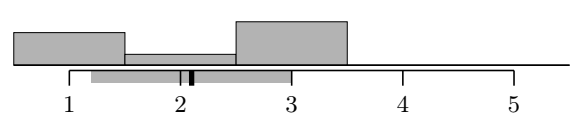
Always – Never

38 % 13 % 50 % 0 % 0 %

Answers: 8

Mean: 2.1

Standard-Deviation: 0.9



2.1.4 Could you understand the lecturer acoustically?

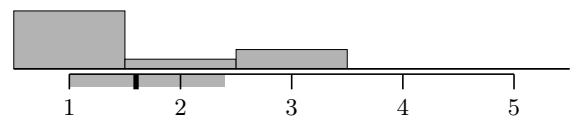
Very well – Not at all

67 % 11 % 22 % 0 % 0 %

Answers: 9

Mean: 1.6

Standard-Deviation: 0.8



2.1.5 The speed of proceeding was...

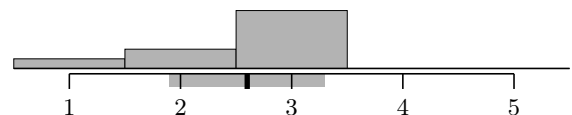
Too fast – Too slow

11 % 22 % 67 % 0 % 0 %

Answers: 9

Mean: 2.6

Standard-Deviation: 0.7



3 Module Evaluation

3.1 Please rate the module as a whole.

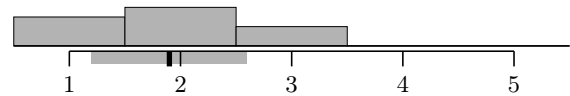
3.1.1 Did the course teach you helpful knowledge and abilities that will be useful in later work life?

Much – Nothing 33 % 44 % 22 % 0 % 0 %

Answers: 9

Mean: 1.9

Standard-Deviation: 0.7



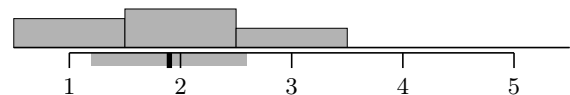
3.1.2 Do the obligatory course achievements support successful completion of the module?

Yes – No 33 % 44 % 22 % 0 % 0 %

Answers: 9

Mean: 1.9

Standard-Deviation: 0.7



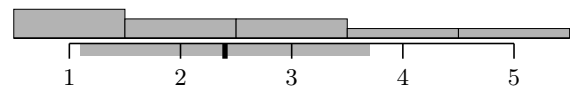
3.1.3 Do you think the obligatory course achievements are adequate?

Yes – No 33 % 22 % 22 % 11 % 11 %

Answers: 9

Mean: 2.4

Standard-Deviation: 1.3



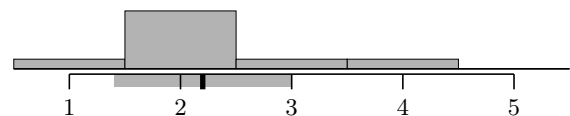
3.1.4 Did your interest in this module's field of study change?

Strongly inc. – Strongly dec. 11 % 67 % 11 % 11 % 0 %

Answers: 9

Mean: 2.2

Standard-Deviation: 0.8



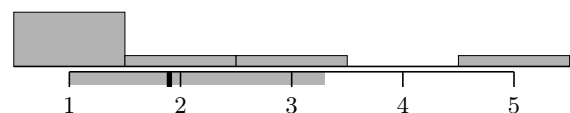
3.1.5 Would you recommend taking this module to your best friend?

Yes – No 63 % 13 % 13 % 0 % 13 %

Answers: 8

Mean: 1.9

Standard-Deviation: 1.4



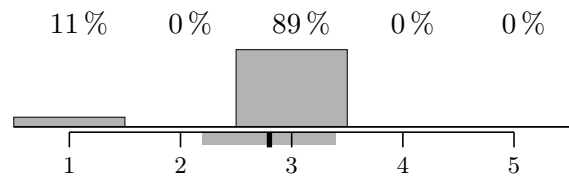
3.1.6 In relation to the number of credit points awarded, is the amount of work to be done justified?

Too high – Too low

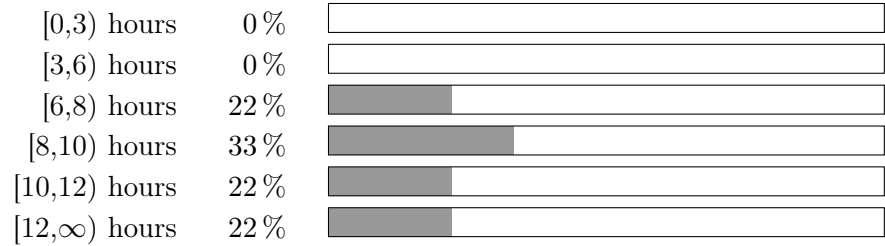
Answers: 9

Mean: 2.8

Standard-Deviation: 0.6



3.2 How much time did you spend on this module every week, including lecture, exercises, exercise tasks...?



4 Exercise Evaluation

4.1 Please rate the quality of the exercises that accompanied the lecture.

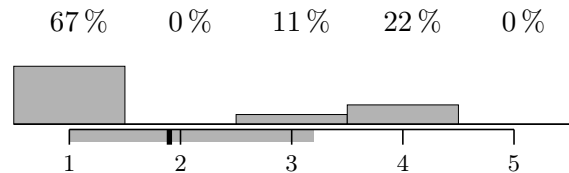
4.1.1 How often did you attend the exercise class?

Always – Never

Answers: 9

Mean: 1.9

Standard-Deviation: 1.3



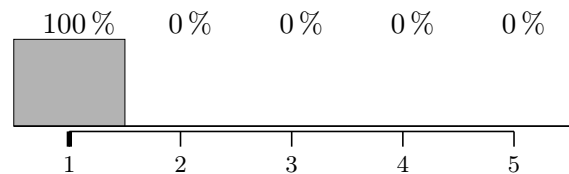
4.1.2 Have the exercise sheets been available on time?

Always – Never

Answers: 9

Mean: 1.0

Standard-Deviation: 0.0



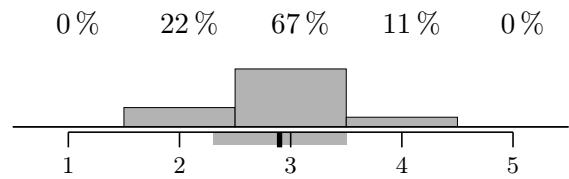
4.1.3 The difficulty of the exercise sheets varied...

Not at all – Greatly

Answers: 9

Mean: 2.9

Standard-Deviation: 0.6



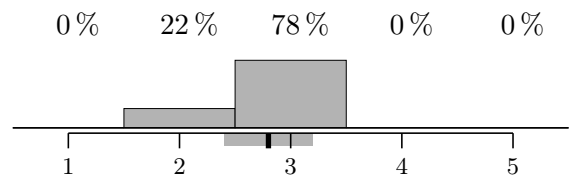
4.1.4 Did the contents of the exercises match the current contents of the lecture?

Lecture far ahead – Lecture far behind

Answers: 9

Mean: 2.8

Standard-Deviation: 0.4



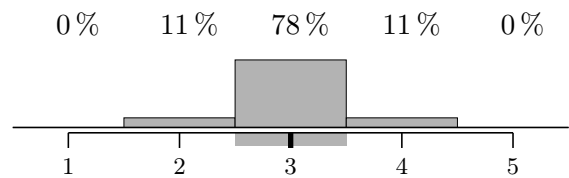
4.1.5 Judge the size of your exercise group!

Too big – Too small

Answers: 9

Mean: 3.0

Standard-Deviation: 0.5



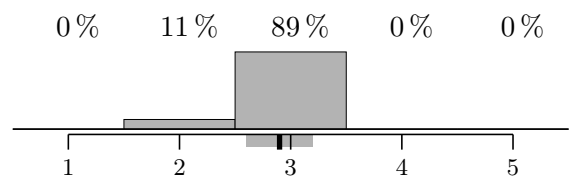
4.1.6 Usually I thought the exercises were...

Too difficult – Very easy

Answers: 9

Mean: 2.9

Standard-Deviation: 0.3



5 Exercise Class Evaluation

5.1 Please rate the exercise class you visited.

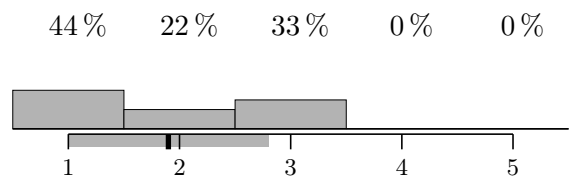
5.1.1 Has the tutor been available for questions outside of the tutorial?

Always – Never

Answers: 9

Mean: 1.9

Standard-Deviation: 0.9



5.1.2 Could you understand your tutor's corrections and gradings?

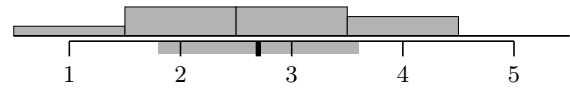
Always – Never

11 % 33 % 33 % 22 % 0 %

Answers: 9

Mean: 2.7

Standard-Deviation: 0.9



5.1.3 Did the tutor manage to handle all the relevant content in the exercise class?

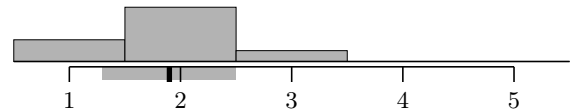
Always – Never

25 % 63 % 13 % 0 % 0 %

Answers: 8

Mean: 1.9

Standard-Deviation: 0.6



5.1.4 Would you recommend visiting this exercise class?

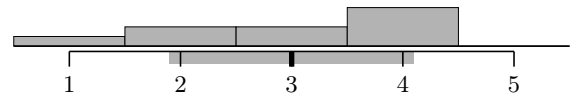
Yes – No

11 % 22 % 22 % 44 % 0 %

Answers: 9

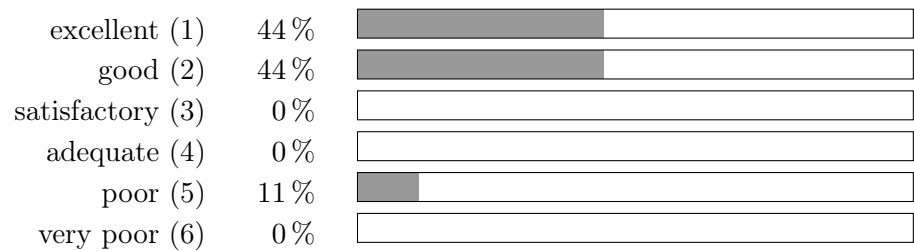
Mean: 3.0

Standard-Deviation: 1.1



6 Comprehensive Rating

6.1 Please give an overall rating of the course on a scale from excellent (1) to very poor (6).



7 Free Text Comments

7.1 Which aspects of the course did you like?

Well structured comprehensive overview

-
- well structured slides
 - always asking for questions after each lecture chapter

- good "mix" of exercises, useful practical ones, theoretical ones and papers

Excellent lecture

It has covered all the basics and in depth theory as well as practical aspects of its VDA

The contents

7.2 What could be improved?

Exercise Sheets (espically programming nad paper reading tasks) often felt much like busywork instead of furthering knowledge skills or understanding

- let tutor present solutions in exercise class and not the students

Having students present exercises hurts the quality of the discussion. They can't present as well and speak less clearly

balance between important topic and not ones. Maybe reduce some content

7.3 You can leave remarks and further feedback here.

[Name Tutor] was of the tutors the significantly more competent one

Course contents are way too much. Exercise content also too heavier

Lecturers' Questionnaire

This part contains data provided by the lecturers.

1 Lecture metadata

Number of students in the lecture at the beginning of the semester	21
Number of students in the lecture at the end of the semester	32
Number of students participating in the exercise classes at the beginning of the semester	21
Number of students participating in the exercise classes at the end of the semester	32
Number of students that have registered for the exam	32

2 Exercise classes

Number of exercise classes	1
Average number of students per exercise class at the end of the semester	32

The students have been assigned to an exercise class in the following way:

Not applicable: There is only one exercise class.

3 Helpful stuff

The students were provided with a test exam.

Sample solutions for exercise tasks have **not** been distributed.

4 Free text comments

4.1 In your opinion, what aspects of the module worked well this semester?

Shifting the topic from "Scientific Visualization" to "Visual Data Analysis" led to a significantly increased interest.

4.2 What would you change if you were to offer this module again and why?

Try to get students to participate more actively in class.

4.3 In case there have been obligatory course achievements: Please judge on their effectivity regarding the learning success of the students.

Practical skills are an important learning goal and can only be acquired via the exercises (i.e., obligatory course achievements).

4.4 Further remarks