

Semantic Data Web Technologies – Dr. Maria Maleshkova, Dr. Christoph Lange-Bever, Dr.-Ing. Steffen Lohmann, Prof. Dr. Jens Lehmann

Semantic Data Web Technologies – Dr. Maria Maleshkova, Dr. Christoph Lange-Bever, Dr.-Ing. Steffen Lohmann, Prof. Dr. Jens Lehmann

Lecture Survey – Fachschaft Informatik

September 7, 2019

1 Lecture Evaluation

1.1 Please rate the lecture's concept.

1.1.1 How often did you attend the lecture?

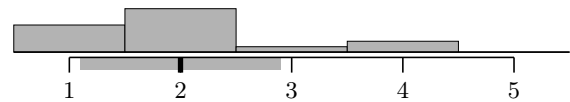
Always – Never

31% 50% 6% 13% 0%

Answers: 16

Mean: 2.0

Standard-Deviation: 0.9



1.1.2 Did the lecture appear to be clearly structured to you?

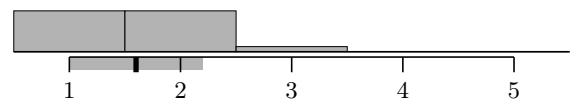
Yes – No

47% 47% 6% 0% 0%

Answers: 17

Mean: 1.6

Standard-Deviation: 0.6



1.1.3 Have topics been illustrated by sensible examples?

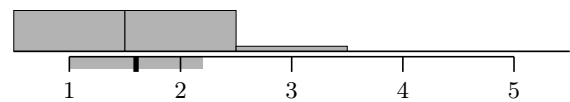
Always – Never

47% 47% 6% 0% 0%

Answers: 17

Mean: 1.6

Standard-Deviation: 0.6



1.1.4 Were the slides/lecture notes helpful?

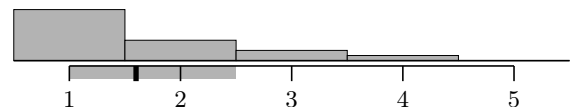
Very helpful – Not helpful

59% 24% 12% 6% 0%

Answers: 17

Mean: 1.6

Standard-Deviation: 0.9



1.1.5 Have the topics been explained extensively enough?

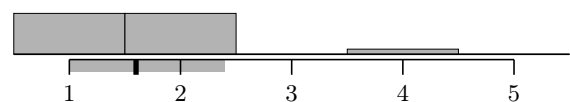
Always – Never

47% 47% 0% 6% 0%

Answers: 17

Mean: 1.6

Standard-Deviation: 0.8



2 Lecturer Evaluation

2.1 Please rate Dr. Maria Maleshkova.

2.1.1 How much of the content do you understand during the lecture?

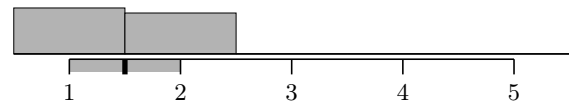
Everything – Nothing

53% 47% 0% 0% 0%

Answers: 17

Mean: 1.5

Standard-Deviation: 0.5



2.1.2 Did the lecturer answer your questions profoundly?

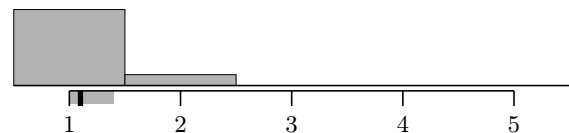
Always – Never

88% 13% 0% 0% 0%

Answers: 16

Mean: 1.1

Standard-Deviation: 0.3



2.1.3 Was the lecturer available for questions outside of the lecture?

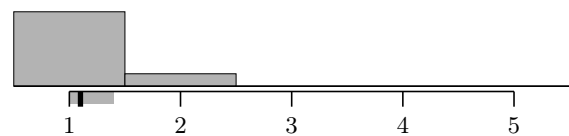
Always – Never

86% 14% 0% 0% 0%

Answers: 14

Mean: 1.1

Standard-Deviation: 0.3



2.1.4 Could you understand the lecturer acoustically?

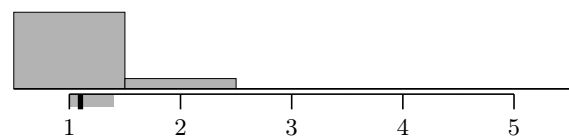
Very well – Not at all

88% 12% 0% 0% 0%

Answers: 17

Mean: 1.1

Standard-Deviation: 0.3



2.1.5 The speed of proceeding was...

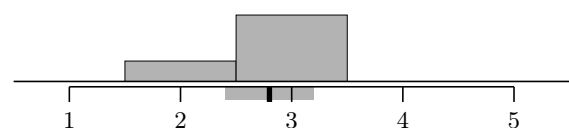
Too fast – Too slow

0% 24% 76% 0% 0%

Answers: 17

Mean: 2.8

Standard-Deviation: 0.4



2.2 Please rate Dr. Christoph Lange-Bever.

2.2.1 How much of the content do you understand during the lecture?

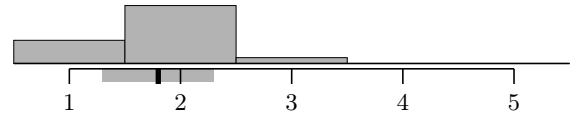
Everything – Nothing

27% 67% 7% 0% 0%

Answers: 15

Mean: 1.8

Standard-Deviation: 0.5



2.2.2 Did the lecturer answer your questions profoundly?

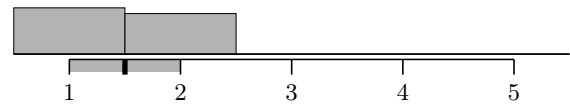
Always – Never

53% 47% 0% 0% 0%

Answers: 15

Mean: 1.5

Standard-Deviation: 0.5



2.2.3 Was the lecturer available for questions outside of the lecture?

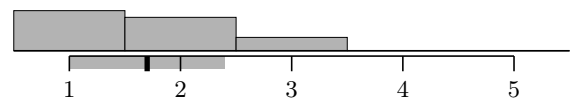
Always – Never

46% 38% 15% 0% 0%

Answers: 13

Mean: 1.7

Standard-Deviation: 0.7



2.2.4 Could you understand the lecturer acoustically?

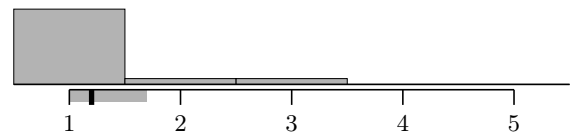
Very well – Not at all

87% 7% 7% 0% 0%

Answers: 15

Mean: 1.2

Standard-Deviation: 0.5



2.2.5 The speed of proceeding was...

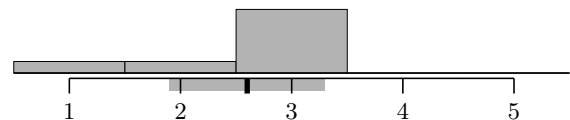
Too fast – Too slow

13% 13% 73% 0% 0%

Answers: 15

Mean: 2.6

Standard-Deviation: 0.7



2.3 Please rate Dr.-Ing. Steffen Lohmann.

2.3.1 How much of the content do you understand during the lecture?

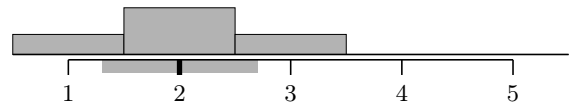
Everything – Nothing

23% 54% 23% 0% 0%

Answers: 13

Mean: 2.0

Standard-Deviation: 0.7



2.3.2 Did the lecturer answer your questions profoundly?

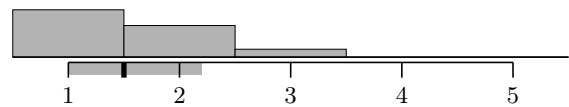
Always – Never

54% 36% 9% 0% 0%

Answers: 11

Mean: 1.5

Standard-Deviation: 0.7



2.3.3 Was the lecturer available for questions outside of the lecture?

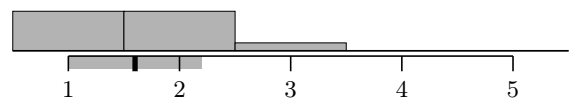
Always – Never

46% 46% 9% 0% 0%

Answers: 11

Mean: 1.6

Standard-Deviation: 0.6



2.3.4 Could you understand the lecturer acoustically?

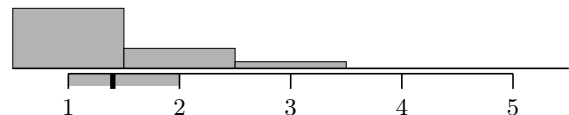
Very well – Not at all

69% 23% 8% 0% 0%

Answers: 13

Mean: 1.4

Standard-Deviation: 0.6



2.3.5 The speed of proceeding was...

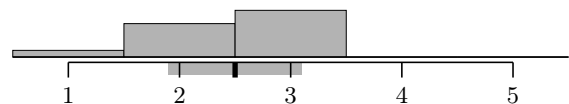
Too fast – Too slow

8% 38% 54% 0% 0%

Answers: 13

Mean: 2.5

Standard-Deviation: 0.6



2.4 Please rate Prof. Dr. Jens Lehmann.

2.4.1 How much of the content do you understand during the lecture?

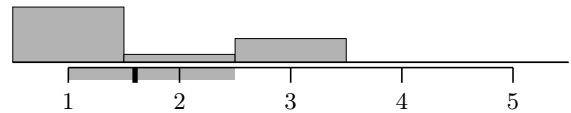
Everything – Nothing

64% 9% 27% 0% 0%

Answers: 11

Mean: 1.6

Standard-Deviation: 0.9



2.4.2 Did the lecturer answer your questions profoundly?

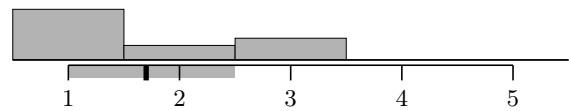
Always – Never

58% 17% 25% 0% 0%

Answers: 12

Mean: 1.7

Standard-Deviation: 0.8



2.4.3 Was the lecturer available for questions outside of the lecture?

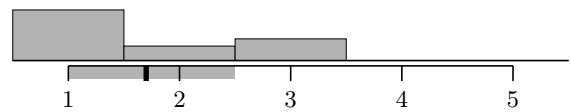
Always – Never

58% 17% 25% 0% 0%

Answers: 12

Mean: 1.7

Standard-Deviation: 0.8



2.4.4 Could you understand the lecturer acoustically?

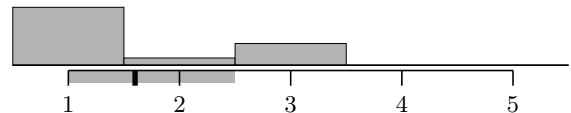
Very well – Not at all

67% 8% 25% 0% 0%

Answers: 12

Mean: 1.6

Standard-Deviation: 0.9



2.4.5 The speed of proceeding was...

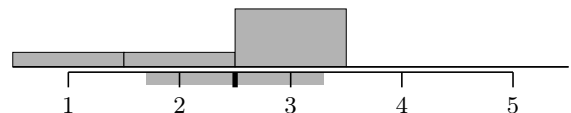
Too fast – Too slow

17% 17% 67% 0% 0%

Answers: 12

Mean: 2.5

Standard-Deviation: 0.8



3 Module Evaluation

3.1 Please rate the module as a whole.

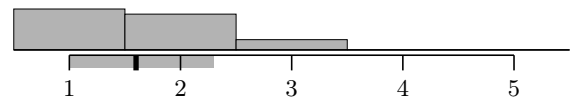
3.1.1 Did the course teach you helpful knowledge and abilities that will be useful in later work life?

Much – Nothing 47% 41% 12% 0% 0%

Answers: 17

Mean: 1.6

Standard-Deviation: 0.7



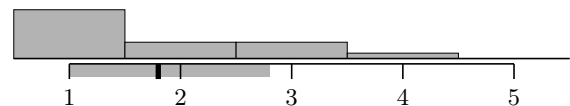
3.1.2 Do the obligatory course achievements support successful completion of the module?

Yes – No 56% 19% 19% 6% 0%

Answers: 16

Mean: 1.8

Standard-Deviation: 1.0



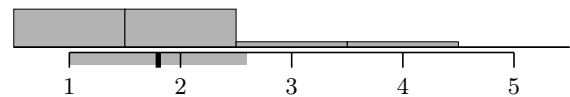
3.1.3 Do you think the obligatory course achievements are adequate?

Yes – No 44% 44% 6% 6% 0%

Answers: 16

Mean: 1.8

Standard-Deviation: 0.8



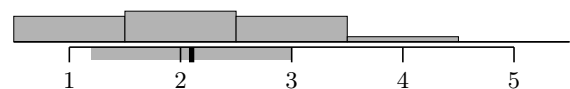
3.1.4 Did your interest in this module's field of study change?

Strongly inc. – Strongly dec. 29% 35% 29% 6% 0%

Answers: 17

Mean: 2.1

Standard-Deviation: 0.9



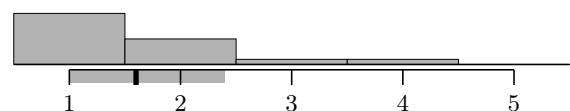
3.1.5 Would you recommend taking this module to your best friend?

Yes – No 59% 29% 6% 6% 0%

Answers: 17

Mean: 1.6

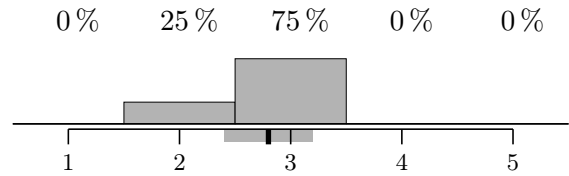
Standard-Deviation: 0.8



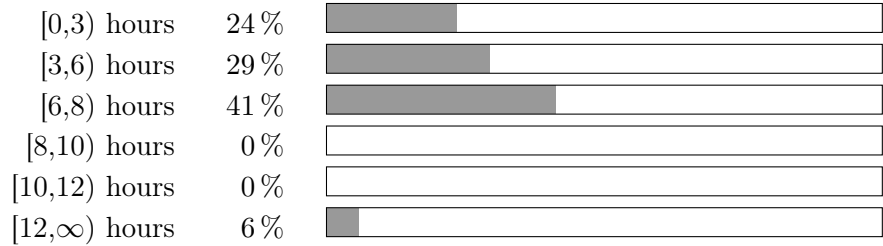
3.1.6 In relation to the number of credit points awarded, is the amount of work to be done justified?

Too high – Too low

Answers: 16
 Mean: 2.8
 Standard-Deviation: 0.4



3.2 How much time did you spend on this module every week, including lecture, exercises, exercise tasks...?



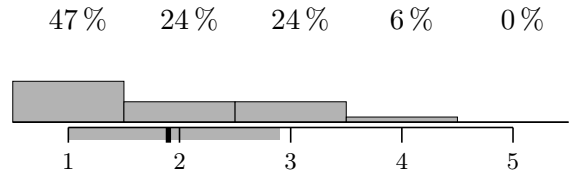
4 Exercise Evaluation

4.1 Please rate the quality of the exercises that accompanied the lecture.

4.1.1 How often did you attend the exercise class?

Always – Never

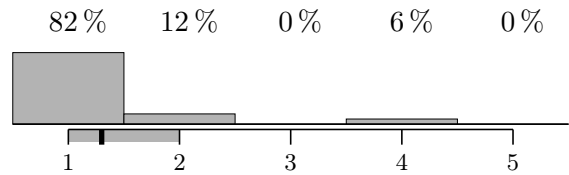
Answers: 17
 Mean: 1.9
 Standard-Deviation: 1.0



4.1.2 Have the exercise sheets been available on time?

Always – Never

Answers: 17
 Mean: 1.3
 Standard-Deviation: 0.7



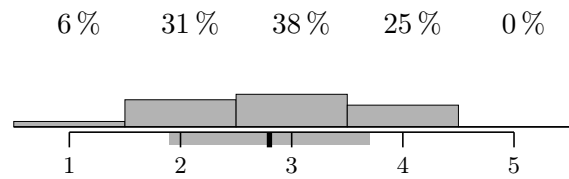
4.1.3 The difficulty of the exercise sheets varied...

Not at all – Greatly

Answers: 16

Mean: 2.8

Standard-Deviation: 0.9



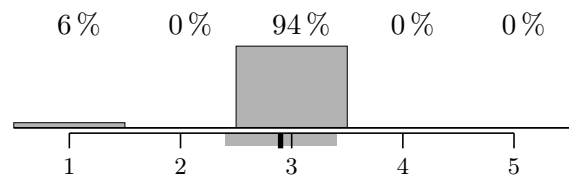
4.1.4 Did the contents of the exercises match the current contents of the lecture?

Lecture far ahead – Lecture far behind

Answers: 17

Mean: 2.9

Standard-Deviation: 0.5



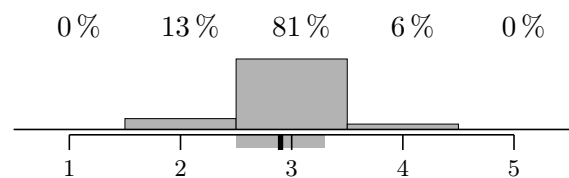
4.1.5 Judge the size of your exercise group!

Too big – Too small

Answers: 16

Mean: 2.9

Standard-Deviation: 0.4



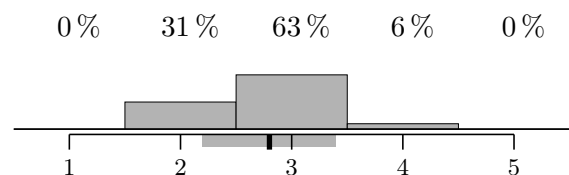
4.1.6 Usually I thought the exercises were...

Too difficult – Very easy

Answers: 16

Mean: 2.8

Standard-Deviation: 0.6



5 Exercise Class Evaluation

5.1 Please rate the exercise class you visited.

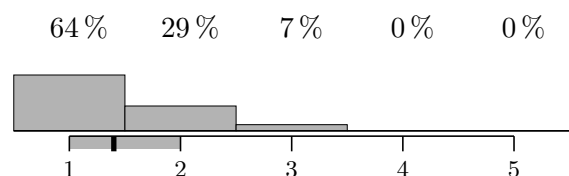
5.1.1 Has the tutor been available for questions outside of the tutorial?

Always – Never

Answers: 14

Mean: 1.4

Standard-Deviation: 0.6



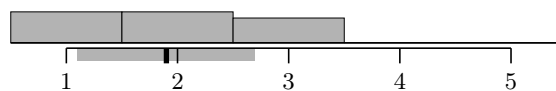
5.1.2 Could you understand your tutor's corrections and gradings?

Always – Never 36 % 36 % 29 % 0 % 0 %

Answers: 14

Mean: 1.9

Standard-Deviation: 0.8



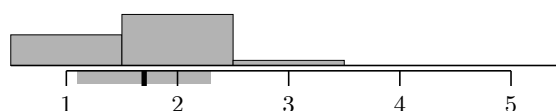
5.1.3 Did the tutor manage to handle all the relevant content in the exercise class?

Always – Never 35 % 59 % 6 % 0 % 0 %

Answers: 17

Mean: 1.7

Standard-Deviation: 0.6



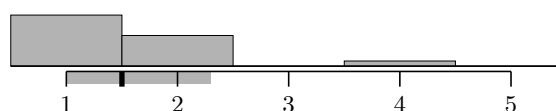
5.1.4 Would you recommend visiting this exercise class?

Yes – No 59 % 35 % 0 % 6 % 0 %

Answers: 17

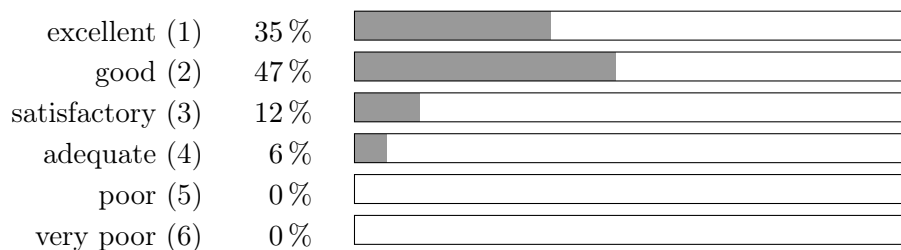
Mean: 1.5

Standard-Deviation: 0.8



6 Comprehensive Rating

6.1 Please give an overall rating of the course on a scale from excellent (1) to very poor (6).



7 Free Text Comments

7.1 Which aspects of the course did you like?

The presentation style of the lecturer is very nice and fresh.

Overall topics presented

All of the parts taken by Dr. March

RDF visualizations, semantic search, All lecturers very clear of concepts

Content of the lecture

7.2 What could be improved?

Do not use slidewiki :(

It is an unneeded obstacle for learning and does not work.

Slidewiki. The solutions in the exercises are shown quite fast. If everybody is taking photos of the solutions anyways, you could also just publish them.

7.3 You can leave remarks and further feedback here.

Maybe the exercises can be made mandatory.

Lecturers' Questionnaire

This part contains data provided by the lecturers.

1 Lecture metadata

Number of students in the lecture at the beginning of the semester	60
Number of students in the lecture at the end of the semester	35
Number of students participating in the exercise classes at the beginning of the semester	65
Number of students participating in the exercise classes at the end of the semester	35
Number of students that have registered for the exam	130

2 Exercise classes

Number of exercise classes	11
Average number of students per exercise class at the end of the semester	35

The students have been assigned to an exercise class in the following way:

Not applicable: There is only one exercise class.

3 Helpful stuff

There has been **no** test exam.

The students were provided with sample solutions for exercise tasks.

4 Free text comments

4.1 In your opinion, what aspects of the module worked well this semester?

Using practical examples; clear storyline connecting the individual classes

4.2 What would you change if you were to offer this module again and why?

Try to update the slides on the 2-3 very theoretical lectures; add more examples

4.3 In case there have been obligatory course achievements: Please judge on their effectivity regarding the learning success of the students.

Not applicable

4.4 Further remarks