

Pattern Recognition (1) – Prof. Dr. Christian Bauckhage

Pattern Recognition (1) – Prof. Dr. Christian Bauckhage

Lecture Survey – Fachschaft Informatik

September 7, 2019

1 Lecture Evaluation

1.1 Please rate the lecture's concept.

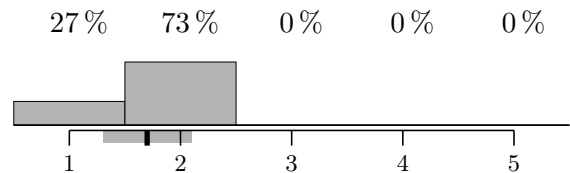
1.1.1 How often did you attend the lecture?

Always – Never

Answers: 11

Mean: 1.7

Standard-Deviation: 0.4



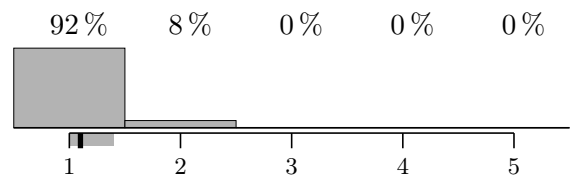
1.1.2 Did the lecture appear to be clearly structured to you?

Yes – No

Answers: 12

Mean: 1.1

Standard-Deviation: 0.3



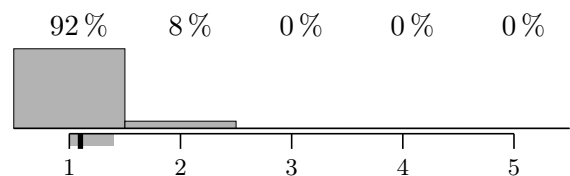
1.1.3 Have topics been illustrated by sensible examples?

Always – Never

Answers: 12

Mean: 1.1

Standard-Deviation: 0.3



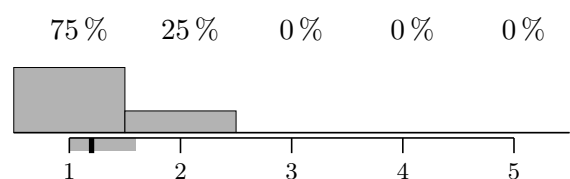
1.1.4 Were the slides/lecture notes helpful?

Very helpful – Not helpful

Answers: 12

Mean: 1.2

Standard-Deviation: 0.4




1.1.5 Have the topics been explained extensively enough?

Always – Never

Answers: 12

Mean: 1.0

Standard-Deviation: 0.0



2 Lecturer Evaluation

2.1 Please rate Prof. Dr. Christian Bauckhage.

2.1.1 How much of the content do you understand during the lecture?

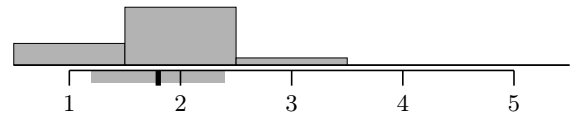
Everything – Nothing

25 % 67 % 8 % 0 % 0 %

Answers: 12

Mean: 1.8

Standard-Deviation: 0.6



2.1.2 Did the lecturer answer your questions profoundly?

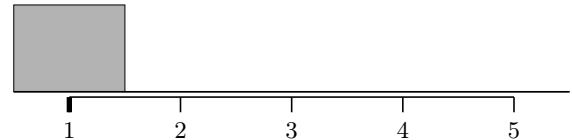
Always – Never

100 % 0 % 0 % 0 % 0 %

Answers: 12

Mean: 1.0

Standard-Deviation: 0.0



2.1.3 Was the lecturer available for questions outside of the lecture?

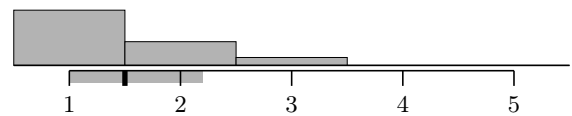
Always – Never

64 % 27 % 9 % 0 % 0 %

Answers: 11

Mean: 1.5

Standard-Deviation: 0.7



2.1.4 Could you understand the lecturer acoustically?

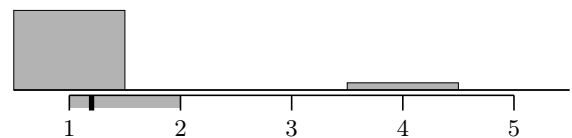
Very well – Not at all

92 % 0 % 0 % 8 % 0 %

Answers: 12

Mean: 1.2

Standard-Deviation: 0.8



2.1.5 The speed of proceeding was...

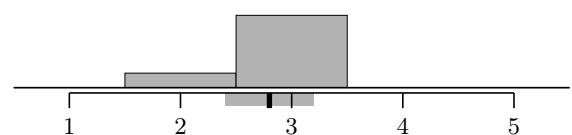
Too fast – Too slow

0 % 17 % 83 % 0 % 0 %

Answers: 12

Mean: 2.8

Standard-Deviation: 0.4



3 Module Evaluation

3.1 Please rate the module as a whole.


3.1.1 Did the course teach you helpful knowledge and abilities that will be useful in later work life?

Much – Nothing

Answers: 12

Mean: 1.0

Standard-Deviation: 0.0



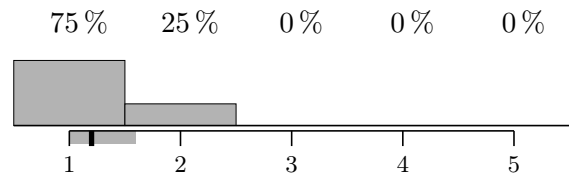
3.1.2 Do the obligatory course achievements support successful completion of the module?

Yes – No

Answers: 12

Mean: 1.2

Standard-Deviation: 0.4



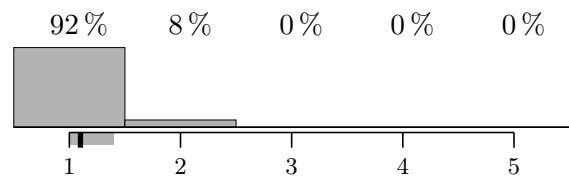
3.1.3 Do you think the obligatory course achievements are adequate?

Yes – No

Answers: 12

Mean: 1.1

Standard-Deviation: 0.3



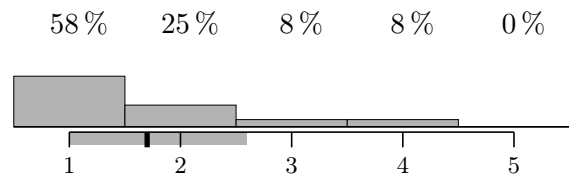
3.1.4 Did your interest in this module's field of study change?

Strongly inc. – Strongly dec.

Answers: 12

Mean: 1.7

Standard-Deviation: 0.9



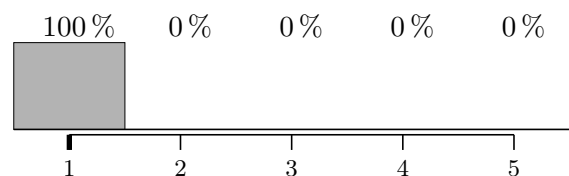
3.1.5 Would you recommend taking this module to your best friend?

Yes – No

Answers: 12

Mean: 1.0

Standard-Deviation: 0.0



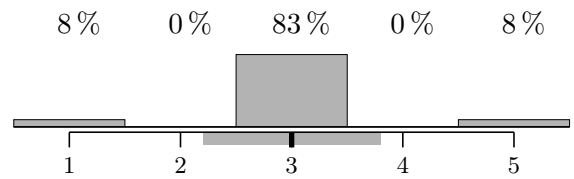
3.1.6 In relation to the number of credit points awarded, is the amount of work to be done justified?

Too high – Too low

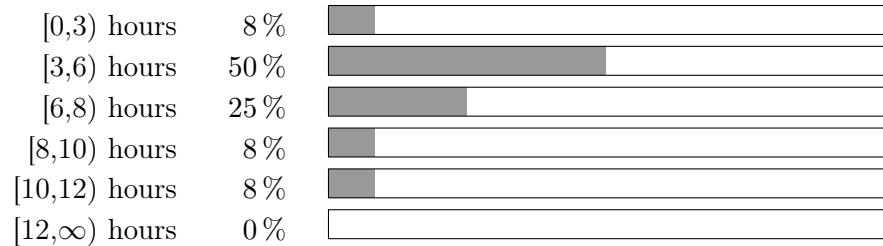
Answers: 12

Mean: 3.0

Standard-Deviation: 0.8



3.2 How much time did you spend on this module every week, including lecture, exercises, exercise tasks...?



4 Exercise Evaluation

4.1 Please rate the quality of the exercises that accompanied the lecture.

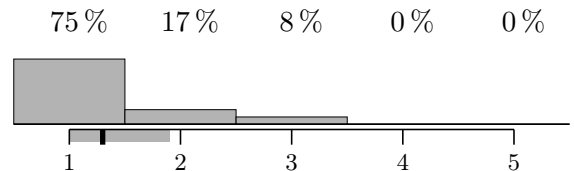
4.1.1 How often did you attend the exercise class?

Always – Never

Answers: 12

Mean: 1.3

Standard-Deviation: 0.6



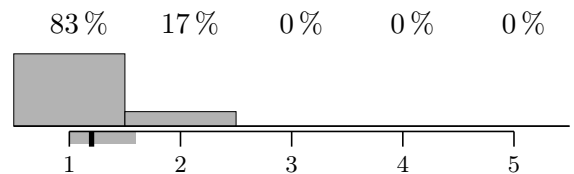
4.1.2 Have the exercise sheets been available on time?

Always – Never

Answers: 12

Mean: 1.2

Standard-Deviation: 0.4



4.1.3 The difficulty of the exercise sheets varied...

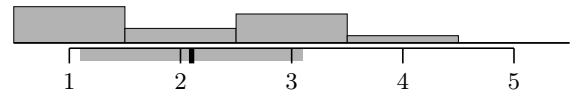
Not at all – Greatly

42 % 17 % 33 % 8 % 0 %

Answers: 12

Mean: 2.1

Standard-Deviation: 1.0



4.1.4 Did the contents of the exercises match the current contents of the lecture?

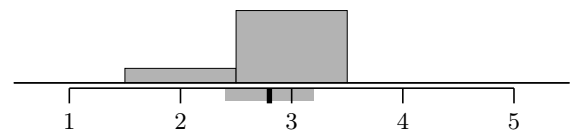
Lecture far ahead – Lecture far behind

0 % 17 % 83 % 0 % 0 %

Answers: 12

Mean: 2.8

Standard-Deviation: 0.4



4.1.5 Judge the size of your exercise group!

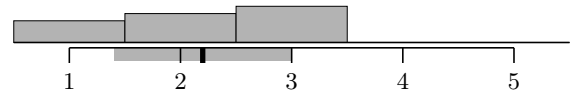
Too big – Too small

25 % 33 % 42 % 0 % 0 %

Answers: 12

Mean: 2.2

Standard-Deviation: 0.8



4.1.6 Usually I thought the exercises were...

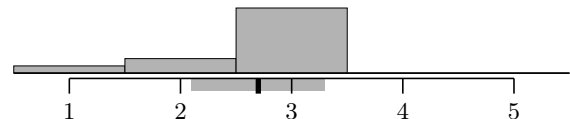
Too difficult – Very easy

8 % 17 % 75 % 0 % 0 %

Answers: 12

Mean: 2.7

Standard-Deviation: 0.6



5 Exercise Class Evaluation

5.1 Please rate the exercise class you visited.

5.1.1 Has the tutor been available for questions outside of the tutorial?

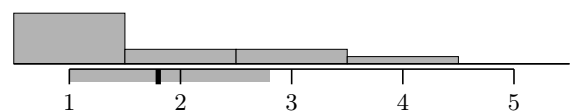
Always – Never

58 % 17 % 17 % 8 % 0 %

Answers: 12

Mean: 1.8

Standard-Deviation: 1.0



5.1.2 Could you understand your tutor's corrections and gradings?

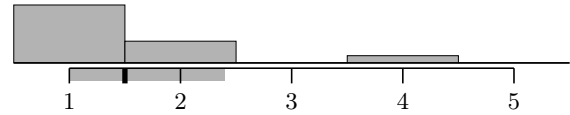
Always – Never

67 % 25 % 0 % 8 % 0 %

Answers: 12

Mean: 1.5

Standard-Deviation: 0.9



5.1.3 Did the tutor manage to handle all the relevant content in the exercise class?

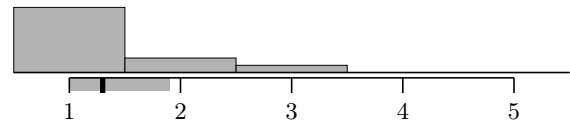
Always – Never

75 % 17 % 8 % 0 % 0 %

Answers: 12

Mean: 1.3

Standard-Deviation: 0.6



5.1.4 Would you recommend visiting this exercise class?

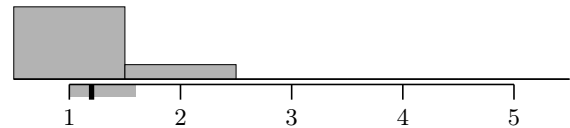
Yes – No

83 % 17 % 0 % 0 % 0 %

Answers: 12


Mean: 1.2

Standard-Deviation: 0.4



6 Comprehensive Rating

6.1 Please give an overall rating of the course on a scale from excellent (1) to very poor (6).



7 Free Text Comments

7.1 Which aspects of the course did you like?

I found the course very interesting , helpful, and extremely relevant. The homework was challenging but very fun and felt useful, and tricking us with funky data forced us think more

Almost every thing.

The course was very well structured through the semester. The slides were descriptive enough. Prof's teaching abilities were amazing.

The way the course is structured is quite good.

course content, Teaching. It is very informative and inspiring.

clean slides

The way the course was structured right from the basics. The reasons to why somethings are done in real life was explained. Hence that was amazing.

- clear explanations
- additional material online
- super structured

7.2 What could be improved?

Group sizes could be a little smaller. 3-4 people maybe.

N.A.

There should be some restrictions for group size.

Research gate can be hard to navigate

7.3 You can leave remarks and further feedback here.

I only wish the course was longer, as I found it to be incredibly useful and made me only want to learn more