

Pattern Matching and Machine Learning for Audio Signal Processing – Prof.
Dr. Frank Kurth

Pattern Matching and Machine Learning for Audio
Signal Processing – Prof. Dr. Frank Kurth

Lecture Survey – Fachschaft Informatik

September 7, 2019

1 Lecture Evaluation

1.1 Please rate the lecture's concept.

1.1.1 How often did you attend the lecture?

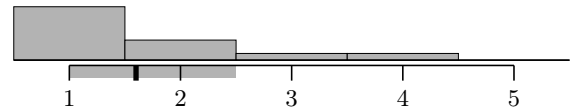
Always – Never

62% 23% 8% 8% 0%

Answers: 13

Mean: 1.6

Standard-Deviation: 0.9



1.1.2 Did the lecture appear to be clearly structured to you?

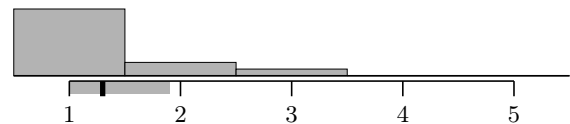
Yes – No

77% 15% 8% 0% 0%

Answers: 13

Mean: 1.3

Standard-Deviation: 0.6



1.1.3 Have topics been illustrated by sensible examples?

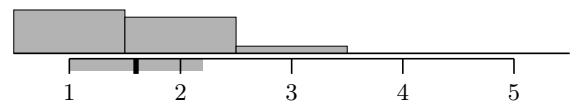
Always – Never

50% 42% 8% 0% 0%

Answers: 12

Mean: 1.6

Standard-Deviation: 0.6



1.1.4 Were the slides/lecture notes helpful?

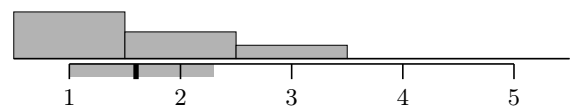
Very helpful – Not helpful

54% 31% 15% 0% 0%

Answers: 13

Mean: 1.6

Standard-Deviation: 0.7



1.1.5 Have the topics been explained extensively enough?

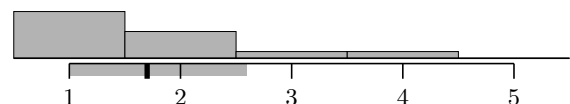
Always – Never

54% 31% 8% 8% 0%

Answers: 13

Mean: 1.7

Standard-Deviation: 0.9



2 Lecturer Evaluation

2.1 Please rate Prof. Dr. Frank Kurth.

2.1.1 How much of the content do you understand during the lecture?

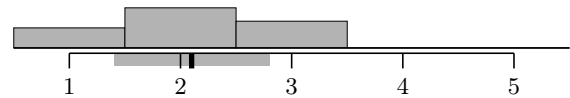
Everything – Nothing

23% 46% 31% 0% 0%

Answers: 13

Mean: 2.1

Standard-Deviation: 0.7



2.1.2 Did the lecturer answer your questions profoundly?

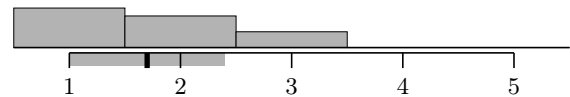
Always – Never

46% 36% 18% 0% 0%

Answers: 11

Mean: 1.7

Standard-Deviation: 0.7



2.1.3 Was the lecturer available for questions outside of the lecture?

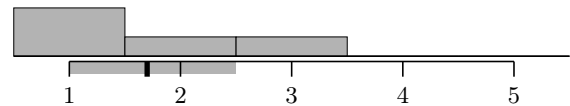
Always – Never

56% 22% 22% 0% 0%

Answers: 9

Mean: 1.7

Standard-Deviation: 0.8



2.1.4 Could you understand the lecturer acoustically?

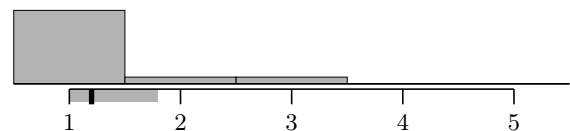
Very well – Not at all

85% 8% 8% 0% 0%

Answers: 13

Mean: 1.2

Standard-Deviation: 0.6



2.1.5 The speed of proceeding was...

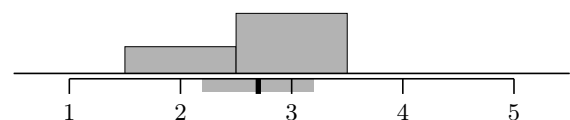
Too fast – Too slow

0% 31% 69% 0% 0%

Answers: 13

Mean: 2.7

Standard-Deviation: 0.5



3 Module Evaluation

3.1 Please rate the module as a whole.

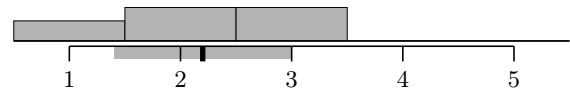
3.1.1 Did the course teach you helpful knowledge and abilities that will be useful in later work life?

Much – Nothing 23% 38% 38% 0% 0%

Answers: 13

Mean: 2.2

Standard-Deviation: 0.8



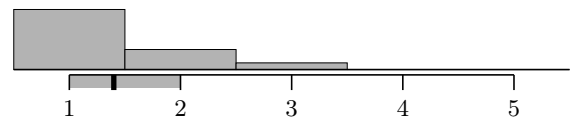
3.1.2 Do the obligatory course achievements support successful completion of the module?

Yes – No 69% 23% 8% 0% 0%

Answers: 13

Mean: 1.4

Standard-Deviation: 0.6



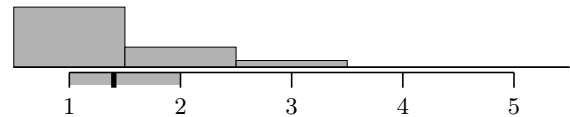
3.1.3 Do you think the obligatory course achievements are adequate?

Yes – No 69% 23% 8% 0% 0%

Answers: 13

Mean: 1.4

Standard-Deviation: 0.6



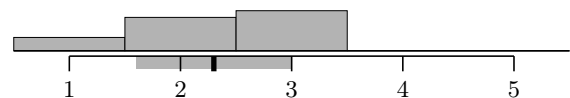
3.1.4 Did your interest in this module's field of study change?

Strongly inc. – Strongly dec. 15% 38% 46% 0% 0%

Answers: 13

Mean: 2.3

Standard-Deviation: 0.7



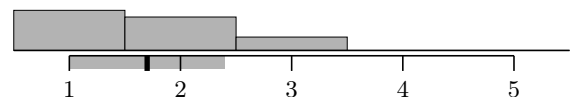
3.1.5 Would you recommend taking this module to your best friend?

Yes – No 46% 38% 15% 0% 0%

Answers: 13

Mean: 1.7

Standard-Deviation: 0.7



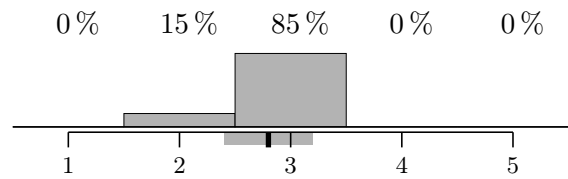
3.1.6 In relation to the number of credit points awarded, is the amount of work to be done justified?

Too high – Too low

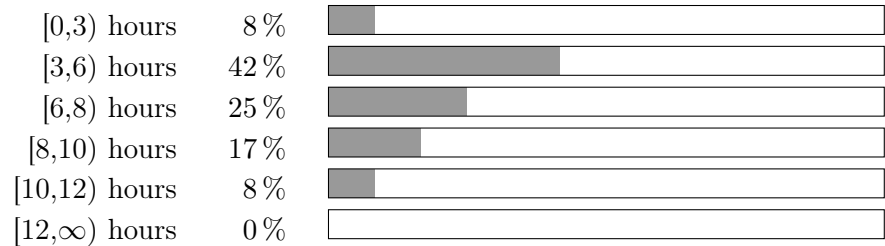
Answers: 13

Mean: 2.8

Standard-Deviation: 0.4



3.2 How much time did you spend on this module every week, including lecture, exercises, exercise tasks...?



4 Exercise Evaluation

4.1 Please rate the quality of the exercises that accompanied the lecture.

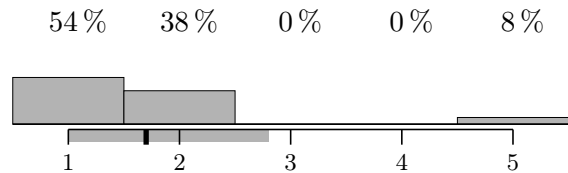
4.1.1 How often did you attend the exercise class?

Always – Never

Answers: 13

Mean: 1.7

Standard-Deviation: 1.1



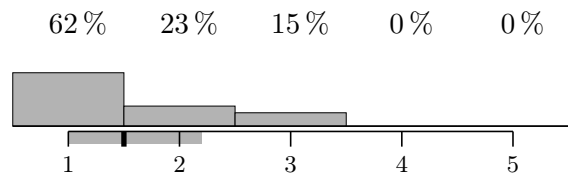
4.1.2 Have the exercise sheets been available on time?

Always – Never

Answers: 13

Mean: 1.5

Standard-Deviation: 0.7



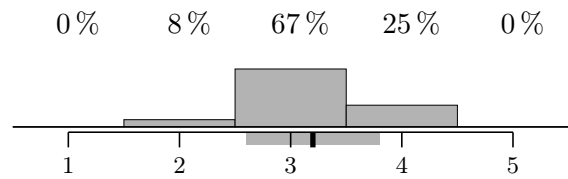
4.1.3 The difficulty of the exercise sheets varied...

Not at all – Greatly

Answers: 12

Mean: 3.2

Standard-Deviation: 0.6



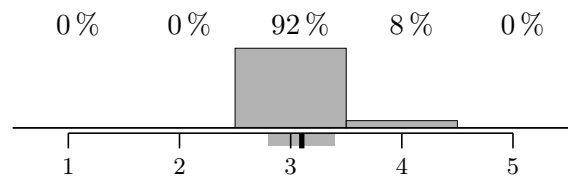
4.1.4 Did the contents of the exercises match the current contents of the lecture?

Lecture far ahead – Lecture far behind

Answers: 12

Mean: 3.1

Standard-Deviation: 0.3



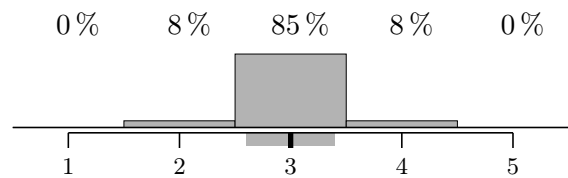
4.1.5 Judge the size of your exercise group!

Too big – Too small

Answers: 13

Mean: 3.0

Standard-Deviation: 0.4



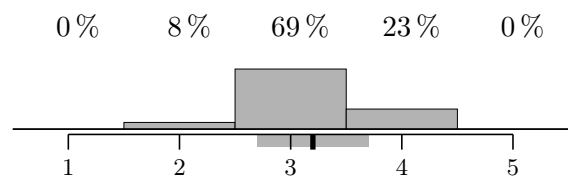
4.1.6 Usually I thought the exercises were...

Too difficult – Very easy

Answers: 13

Mean: 3.2

Standard-Deviation: 0.5



5 Exercise Class Evaluation

5.1 Please rate the exercise class you visited.

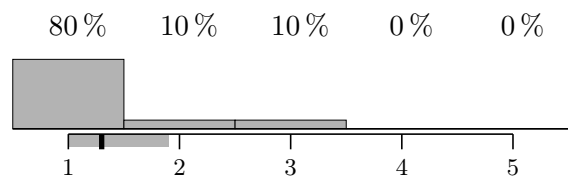
5.1.1 Has the tutor been available for questions outside of the tutorial?

Always – Never

Answers: 10

Mean: 1.3

Standard-Deviation: 0.6



5.1.2 Could you understand your tutor's corrections and gradings?

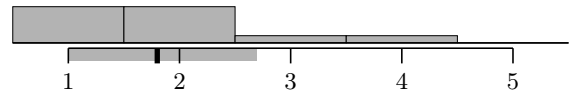
Always – Never

42% 42% 8% 8% 0%

Answers: 12

Mean: 1.8

Standard-Deviation: 0.9



5.1.3 Did the tutor manage to handle all the relevant content in the exercise class?

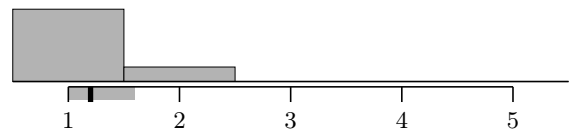
Always – Never

83% 17% 0% 0% 0%

Answers: 12

Mean: 1.2

Standard-Deviation: 0.4



5.1.4 Would you recommend visiting this exercise class?

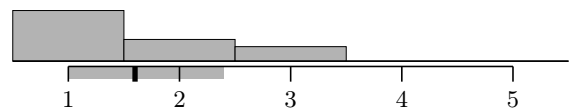
Yes – No

58% 25% 17% 0% 0%

Answers: 12


Mean: 1.6

Standard-Deviation: 0.8



6 Comprehensive Rating

6.1 Please give an overall rating of the course on a scale from excellent (1) to very poor (6).



7 Free Text Comments

7.1 Which aspects of the course did you like?

audio matching, identification were very practically explained.

7.2 What could be improved?

Mathematic notations in the lecture notes

7.3 You can leave remarks and further feedback here.

lecturer and tutor are very nice and knowledgeable. Concepts are very easily explained.