

Computer Animation – Prof. Dr. Andreas Weber

Computer Animation – Prof. Dr. Andreas Weber

Lecture Survey – Fachschaft Informatik

September 7, 2019

Turned in Questionnaires: 9

# 1 Lecture Evaluation

## 1.1 Please rate the lecture's concept.

1.1.1 How often did you attend the lecture?

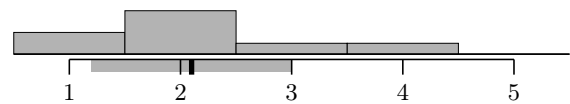
Always – Never

25% 50% 13% 13% 0%

Answers: 8

Mean: 2.1

Standard-Deviation: 0.9



1.1.2 Did the lecture appear to be clearly structured to you?

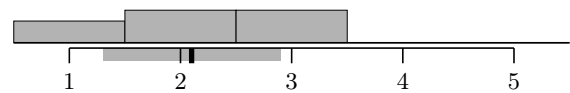
Yes – No

25% 38% 38% 0% 0%

Answers: 8

Mean: 2.1

Standard-Deviation: 0.8



1.1.3 Have topics been illustrated by sensible examples?

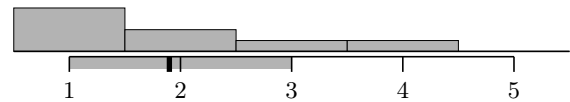
Always – Never

50% 25% 13% 13% 0%

Answers: 8

Mean: 1.9

Standard-Deviation: 1.1



1.1.4 Were the slides/lecture notes helpful?

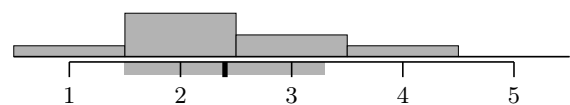
Very helpful – Not helpful

13% 50% 25% 13% 0%

Answers: 8

Mean: 2.4

Standard-Deviation: 0.9



1.1.5 Have the topics been explained extensively enough?

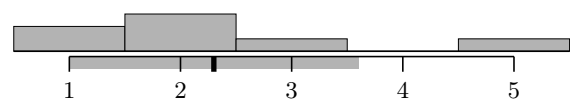
Always – Never

29% 43% 14% 0% 14%

Answers: 7

Mean: 2.3

Standard-Deviation: 1.3



## 2 Lecturer Evaluation

### 2.1 Please rate Prof. Dr. Andreas Weber.

2.1.1 How much of the content do you understand during the lecture?

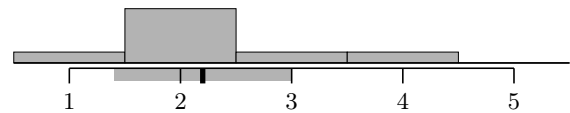
Everything – Nothing

13% 63% 13% 13% 0%

Answers: 8

Mean: 2.2

Standard-Deviation: 0.8



2.1.2 Did the lecturer answer your questions profoundly?

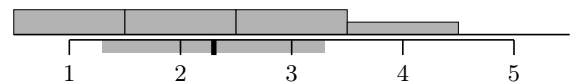
Always – Never

29% 29% 29% 14% 0%

Answers: 7

Mean: 2.3

Standard-Deviation: 1.0



2.1.3 Was the lecturer available for questions outside of the lecture?

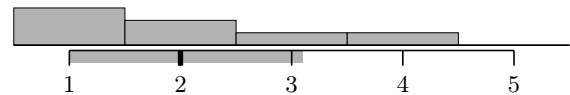
Always – Never

43% 29% 14% 14% 0%

Answers: 7

Mean: 2.0

Standard-Deviation: 1.1



2.1.4 Could you understand the lecturer acoustically?

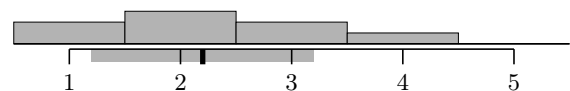
Very well – Not at all

25% 38% 25% 13% 0%

Answers: 8

Mean: 2.2

Standard-Deviation: 1.0



2.1.5 The speed of proceeding was...

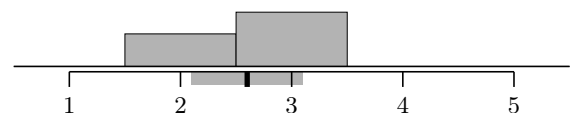
Too fast – Too slow

0% 38% 63% 0% 0%

Answers: 8

Mean: 2.6

Standard-Deviation: 0.5



## 3 Module Evaluation

### 3.1 Please rate the module as a whole.

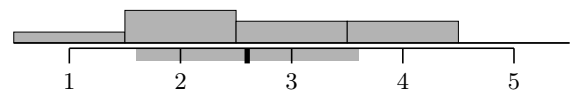
3.1.1 Did the course teach you helpful knowledge and abilities that will be useful in later work life?

Much – Nothing 13% 38% 25% 25% 0%

Answers: 8

Mean: 2.6

Standard-Deviation: 1.0



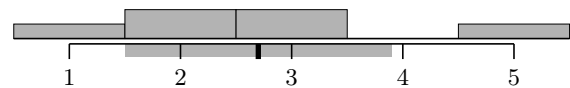
3.1.2 Do the obligatory course achievements support successful completion of the module?

Yes – No 17% 33% 33% 0% 17%

Answers: 6

Mean: 2.7

Standard-Deviation: 1.2



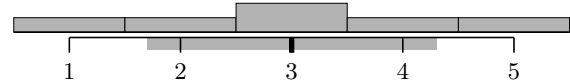
3.1.3 Do you think the obligatory course achievements are adequate?

Yes – No 17% 17% 33% 17% 17%

Answers: 6

Mean: 3.0

Standard-Deviation: 1.3



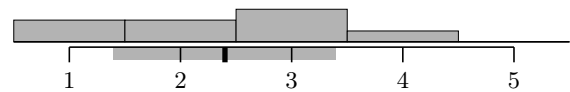
3.1.4 Did your interest in this module's field of study change?

Strongly inc. – Strongly dec. 25% 25% 38% 13% 0%

Answers: 8

Mean: 2.4

Standard-Deviation: 1.0



3.1.5 Would you recommend taking this module to your best friend?

Yes – No 29% 29% 29% 0% 14%

Answers: 7

Mean: 2.4

Standard-Deviation: 1.3



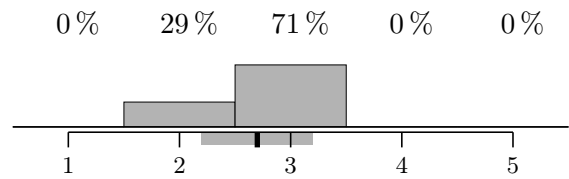
3.1.6 In relation to the number of credit points awarded, is the amount of work to be done justified?

Too high – Too low

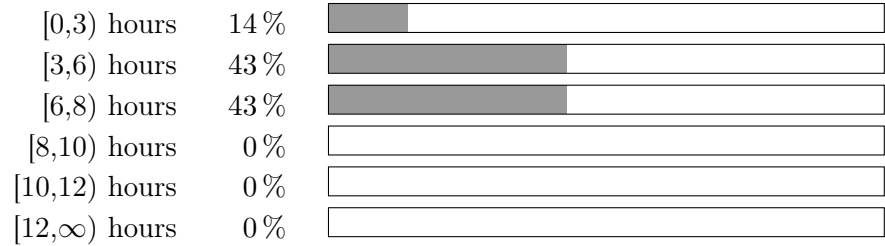
Answers: 7

Mean: 2.7

Standard-Deviation: 0.5



3.2 How much time did you spend on this module every week, including lecture, exercises, exercise tasks...?



## 4 Exercise Evaluation

### 4.1 Please rate the quality of the exercises that accompanied the lecture.

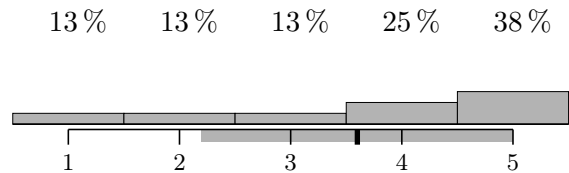
4.1.1 How often did you attend the exercise class?

Always – Never

Answers: 8

Mean: 3.6

Standard-Deviation: 1.4



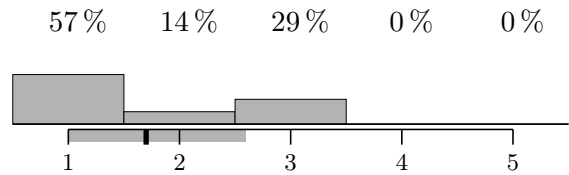
4.1.2 Have the exercise sheets been available on time?

Always – Never

Answers: 7

Mean: 1.7

Standard-Deviation: 0.9



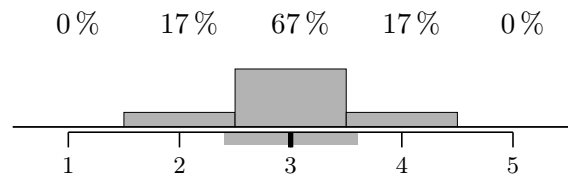
#### 4.1.3 The difficulty of the exercise sheets varied...

Not at all – Greatly

Answers: 6

Mean: 3.0

Standard-Deviation: 0.6



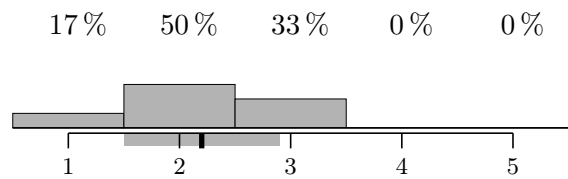
#### 4.1.4 Did the contents of the exercises match the current contents of the lecture?

Lecture far ahead – Lecture far behind

Answers: 6

Mean: 2.2

Standard-Deviation: 0.7



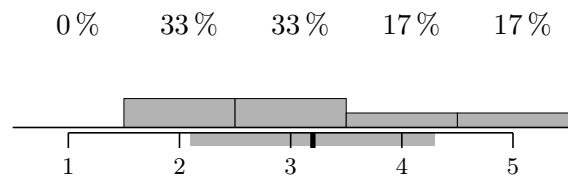
#### 4.1.5 Judge the size of your exercise group!

Too big – Too small

Answers: 6

Mean: 3.2

Standard-Deviation: 1.1



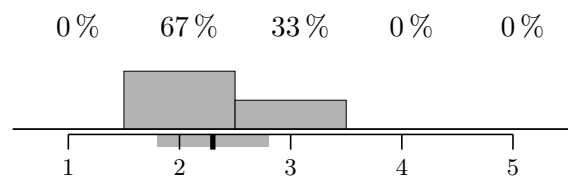
#### 4.1.6 Usually I thought the exercises were...

Too difficult – Very easy

Answers: 6

Mean: 2.3

Standard-Deviation: 0.5



## 5 Exercise Class Evaluation

### 5.1 Please rate the exercise class you visited.

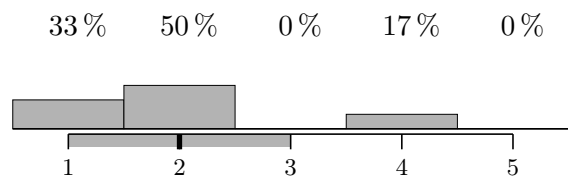
#### 5.1.1 Has the tutor been available for questions outside of the tutorial?

Always – Never

Answers: 6

Mean: 2.0

Standard-Deviation: 1.0



5.1.2 Could you understand your tutor's corrections and gradings?

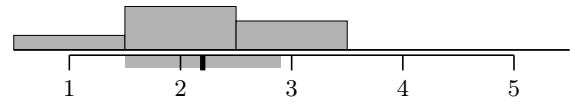
Always – Never

17% 50% 33% 0% 0%

Answers: 6

Mean: 2.2

Standard-Deviation: 0.7



5.1.3 Did the tutor manage to handle all the relevant content in the exercise class?

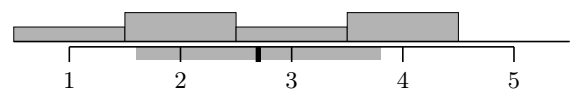
Always – Never

17% 33% 17% 33% 0%

Answers: 6

Mean: 2.7

Standard-Deviation: 1.1



5.1.4 Would you recommend visiting this exercise class?

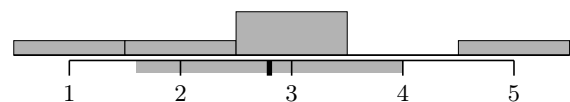
Yes – No

17% 17% 50% 0% 17%

Answers: 6

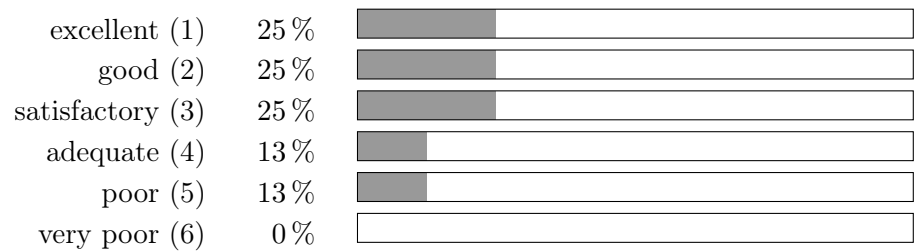
Mean: 2.8

Standard-Deviation: 1.2



## 6 Comprehensive Rating

6.1 Please give an overall rating of the course on a scale from excellent (1) to very poor (6).



## 7 Free Text Comments

7.1 Which aspects of the course did you like?

Detailed examples from Real Life.

/

The visual demonstration of the topics covered.

---

The content is structured

---

+ Variety of examples given in lectures

7.2 What could be improved?

/

---

More exercise sheets, to prepare for the test & to cover the lecture material more regularly. Some more support regarding the python extension required.

---

+ Break down the lectures & make it more easier to understand

7.3 You can leave remarks and further feedback here.

/