

Cooperation, Technologies, Methods and Applications – Prof. Dr. Wolfgang
Prinz

Cooperation, Technologies, Methods and Applications –
Prof. Dr. Wolfgang Prinz

Lecture Survey – Fachschaft Informatik

May 8, 2019

1 Lecture Evaluation

1.1 Please rate the lecture's concept.

1.1.1 How often did you attend the lecture?

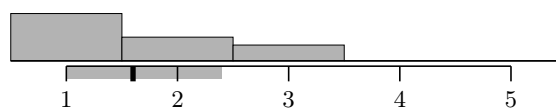
Always – Never

54% 27% 18% 0% 0%

Answers: 11

Mean: 1.6

Standard-Deviation: 0.8



1.1.2 Did the lecture appear to be clearly structured to you?

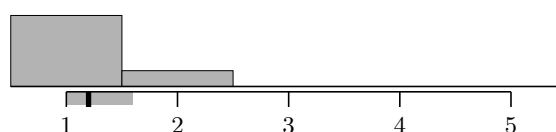
Yes – No

82% 18% 0% 0% 0%

Answers: 11

Mean: 1.2

Standard-Deviation: 0.4



1.1.3 Have topics been illustrated by sensible examples?

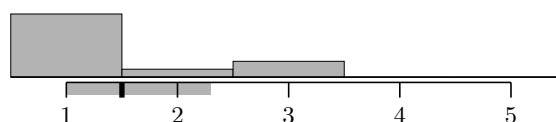
Always – Never

73% 9% 18% 0% 0%

Answers: 11

Mean: 1.5

Standard-Deviation: 0.8



1.1.4 Were the slides/lecture notes helpful?

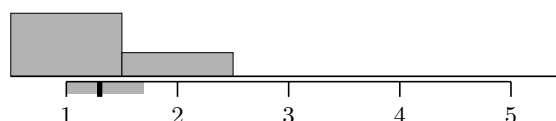
Very helpful – Not helpful

73% 27% 0% 0% 0%

Answers: 11

Mean: 1.3

Standard-Deviation: 0.4



1.1.5 Have the topics been explained extensively enough?

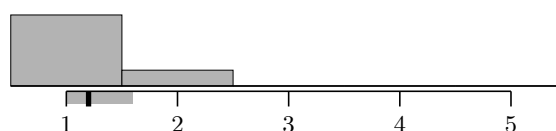
Always – Never

82% 18% 0% 0% 0%

Answers: 11

Mean: 1.2

Standard-Deviation: 0.4



2 Lecturer Evaluation

2.1 Please rate Prof. Dr. Wolfgang Prinz.

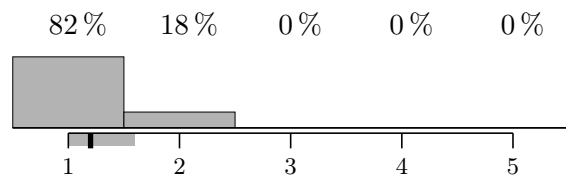
2.1.1 How much of the content do you understand during the lecture?

Everything – Nothing

Answers: 11

Mean: 1.2

Standard-Deviation: 0.4



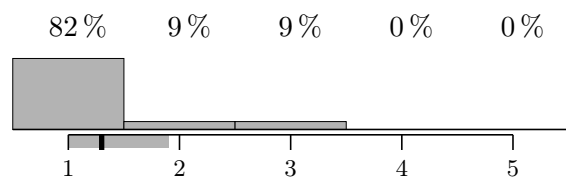
2.1.2 Did the lecturer answer your questions profoundly?

Always – Never

Answers: 11

Mean: 1.3

Standard-Deviation: 0.6



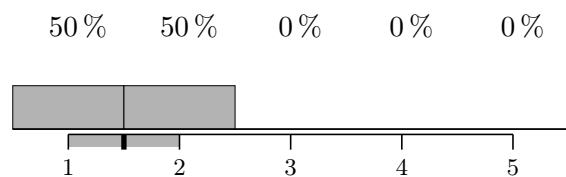
2.1.3 Was the lecturer available for questions outside of the lecture?

Always – Never

Answers: 10

Mean: 1.5

Standard-Deviation: 0.5



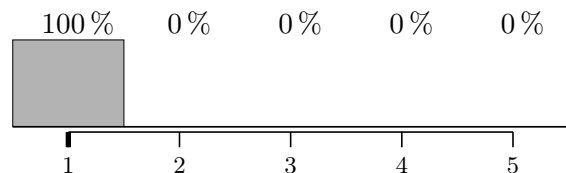
2.1.4 Could you understand the lecturer acoustically?

Very well – Not at all

Answers: 11

Mean: 1.0

Standard-Deviation: 0.0



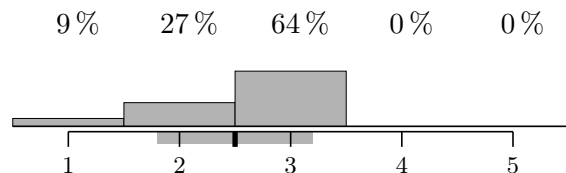
2.1.5 The speed of proceeding was...

Too fast – Too slow

Answers: 11

Mean: 2.5

Standard-Deviation: 0.7



3 Module Evaluation

3.1 Please rate the module as a whole.

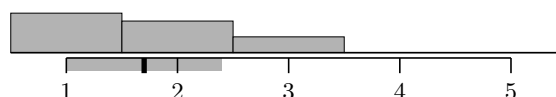
3.1.1 Did the course teach you helpful knowledge and abilities that will be useful in later work life?

Much – Nothing 46% 36% 18% 0% 0%

Answers: 11

Mean: 1.7

Standard-Deviation: 0.7



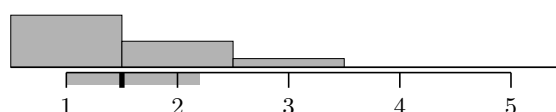
3.1.2 Do the obligatory course achievements support successful completion of the module?

Yes – No 60% 30% 10% 0% 0%

Answers: 10

Mean: 1.5

Standard-Deviation: 0.7



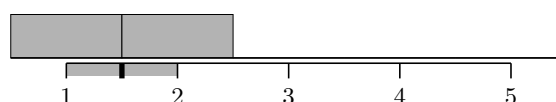
3.1.3 Do you think the obligatory course achievements are adequate?

Yes – No 50% 50% 0% 0% 0%

Answers: 10

Mean: 1.5

Standard-Deviation: 0.5



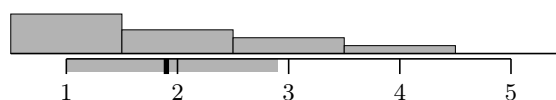
3.1.4 Did your interest in this module's field of study change?

Strongly inc. – Strongly dec. 46% 27% 18% 9% 0%

Answers: 11

Mean: 1.9

Standard-Deviation: 1.0



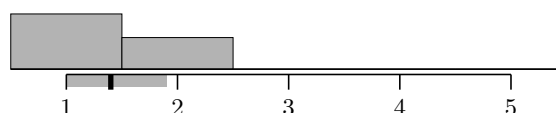
3.1.5 Would you recommend taking this module to your best friend?

Yes – No 64% 36% 0% 0% 0%

Answers: 11

Mean: 1.4

Standard-Deviation: 0.5



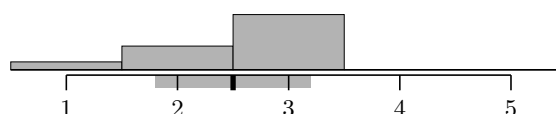
3.1.6 In relation to the number of credit points awarded, is the amount of work to be done justified?

Too high – Too low 9% 27% 64% 0% 0%


Answers: 11

Mean: 2.5

Standard-Deviation: 0.7



3.2 How much time did you spend on this module every week, including lecture, exercises, exercise tasks...?



4 Exercise Evaluation

4.1 Please rate the quality of the exercises that accompanied the lecture.

4.1.1 How often did you attend the exercise class?

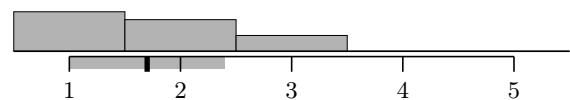
Always – Never

46 % 36 % 18 % 0 % 0 %

Answers: 11

Mean: 1.7

Standard-Deviation: 0.7



4.1.2 Have the exercise sheets been available on time?

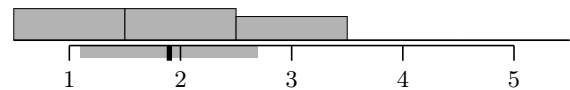
Always – Never

36 % 36 % 27 % 0 % 0 %

Answers: 11

Mean: 1.9

Standard-Deviation: 0.8



4.1.3 The difficulty of the exercise sheets varied...

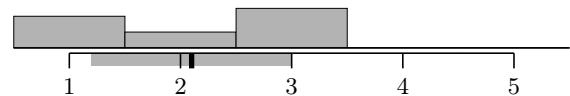
Not at all – Greatly

36 % 18 % 46 % 0 % 0 %

Answers: 11

Mean: 2.1

Standard-Deviation: 0.9



4.1.4 Did the contents of the exercises match the current contents of the lecture?

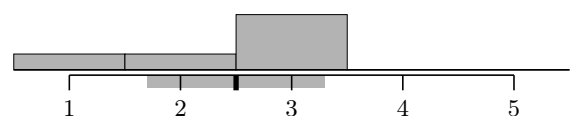
Lecture far ahead – Lecture far behind

18 % 18 % 64 % 0 % 0 %

Answers: 11

Mean: 2.5

Standard-Deviation: 0.8



4.1.5 Judge the size of your exercise group!

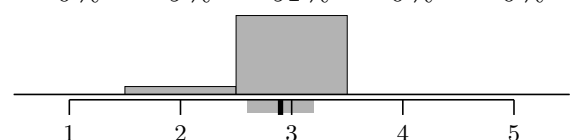
Too big – Too small

0 % 9 % 91 % 0 % 0 %

Answers: 11

Mean: 2.9

Standard-Deviation: 0.3



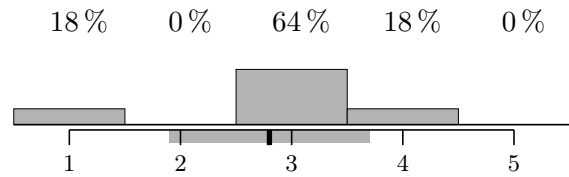
4.1.6 Usually I thought the exercises were...

Too difficult – Very easy

Answers: 11

Mean: 2.8

Standard-Deviation: 0.9



5 Exercise Class Evaluation

5.1 Please rate the exercise class you visited.

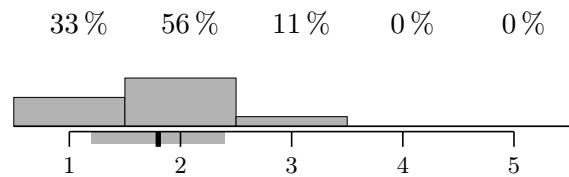
5.1.1 Has the tutor been available for questions outside of the tutorial?

Always – Never

Answers: 9

Mean: 1.8

Standard-Deviation: 0.6



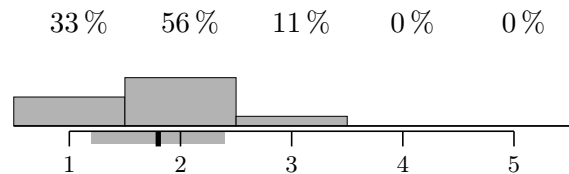
5.1.2 Could you understand your tutor's corrections and gradings?

Always – Never

Answers: 9

Mean: 1.8

Standard-Deviation: 0.6



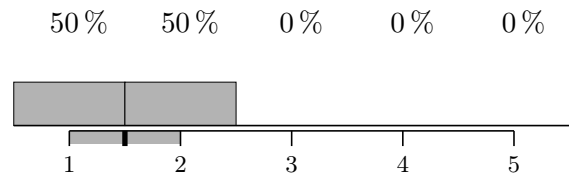
5.1.3 Did the tutor manage to handle all the relevant content in the exercise class?

Always – Never

Answers: 10

Mean: 1.5

Standard-Deviation: 0.5



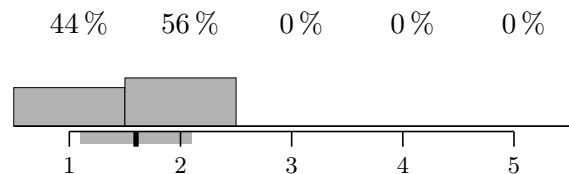
5.1.4 Would you recommend visiting this exercise class?

Yes – No

Answers: 9

Mean: 1.6

Standard-Deviation: 0.5



6 Comprehensive Rating

6.1 Please give an overall rating of the course on a scale from excellent (1) to very poor (6).

excellent (1)	50 %	<input type="checkbox"/>
good (2)	50 %	<input type="checkbox"/>
satisfactory (3)	0 %	<input type="checkbox"/>
adequate (4)	0 %	<input type="checkbox"/>
poor (5)	0 %	<input type="checkbox"/>
very poor (6)	0 %	<input type="checkbox"/>

7 Free Text Comments

7.1 Which aspects of the course did you like?

very well structured, professional manner

workflow

The structure, and real life examples

topics like blockchain

scope of topics covered and the depth of each topic

7.2 What could be improved?

no need to improve

some examples appear to be outdated (used from 1980s/1990s) newer examples could be included

7.3 You can leave remarks and further feedback here.

perhaps a little more depth into blockchain would have been nice. It is after all "THE" in-demand tech now. However, this would probably differ from people to people