

Computer Vision – Prof. Dr. Jürgen Gall

Computer Vision – Prof. Dr. Jürgen Gall

Lecture Survey – Fachschaft Informatik

May 8, 2019

1 Lecture Evaluation

1.1 Please rate the lecture's concept.

1.1.1 How often did you attend the lecture?

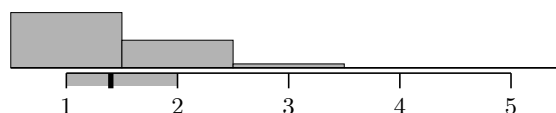
Always – Never

64% 32% 4% 0% 0%

Answers: 22

Mean: 1.4

Standard-Deviation: 0.6



1.1.2 Did the lecture appear to be clearly structured to you?

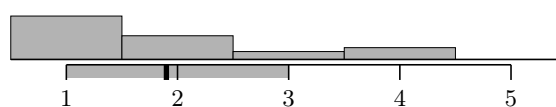
Yes – No

50% 27% 9% 14% 0%

Answers: 22

Mean: 1.9

Standard-Deviation: 1.1



1.1.3 Have topics been illustrated by sensible examples?

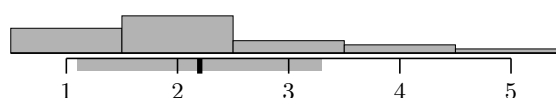
Always – Never

29% 43% 14% 10% 5%

Answers: 21

Mean: 2.2

Standard-Deviation: 1.1



1.1.4 Were the slides/lecture notes helpful?

Very helpful – Not helpful

15% 20% 30% 20% 15%

Answers: 20

Mean: 3.0

Standard-Deviation: 1.3



1.1.5 Have the topics been explained extensively enough?

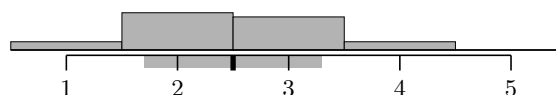
Always – Never

10% 43% 38% 10% 0%

Answers: 21

Mean: 2.5

Standard-Deviation: 0.8



2 Lecturer Evaluation

2.1 Please rate Prof. Dr. Jürgen Gall.

2.1.1 How much of the content do you understand during the lecture?

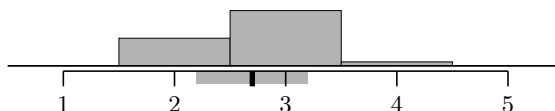
Everything – Nothing

0% 32% 64% 4% 0%

Answers: 22

Mean: 2.7

Standard-Deviation: 0.5



2.1.2 Did the lecturer answer your questions profoundly?

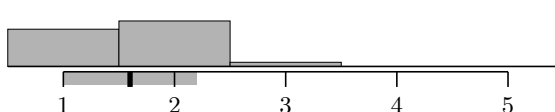
Always – Never

43% 52% 5% 0% 0%

Answers: 21

Mean: 1.6

Standard-Deviation: 0.6



2.1.3 Was the lecturer available for questions outside of the lecture?

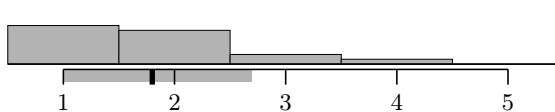
Always – Never

44% 39% 11% 6% 0%

Answers: 18

Mean: 1.8

Standard-Deviation: 0.9



2.1.4 Could you understand the lecturer acoustically?

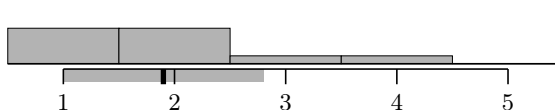
Very well – Not at all

41% 41% 9% 9% 0%

Answers: 22

Mean: 1.9

Standard-Deviation: 0.9



2.1.5 The speed of proceeding was...

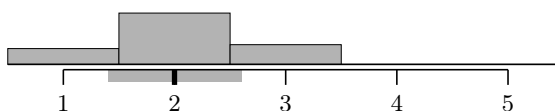
Too fast – Too slow

18% 59% 23% 0% 0%

Answers: 22

Mean: 2.0

Standard-Deviation: 0.6



3 Module Evaluation

3.1 Please rate the module as a whole.

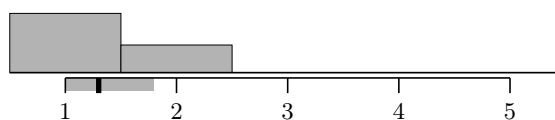
3.1.1 Did the course teach you helpful knowledge and abilities that will be useful in later work life?

Much – Nothing 68% 32% 0% 0% 0%

Answers: 22

Mean: 1.3

Standard-Deviation: 0.5



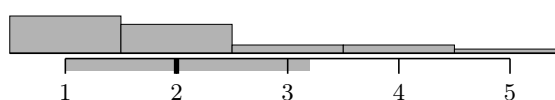
3.1.2 Do the obligatory course achievements support successful completion of the module?

Yes – No 43% 33% 10% 10% 5%

Answers: 21

Mean: 2.0

Standard-Deviation: 1.2



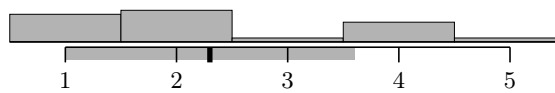
3.1.3 Do you think the obligatory course achievements are adequate?

Yes – No 32% 36% 4% 23% 4%

Answers: 22

Mean: 2.3

Standard-Deviation: 1.3



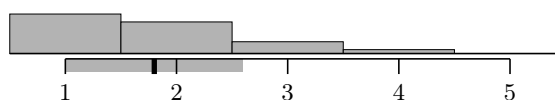
3.1.4 Did your interest in this module's field of study change?

Strongly inc. – Strongly dec. 46% 36% 14% 4% 0%

Answers: 22

Mean: 1.8

Standard-Deviation: 0.8



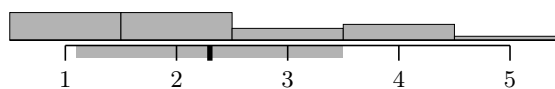
3.1.5 Would you recommend taking this module to your best friend?

Yes – No 32% 32% 14% 18% 4%

Answers: 22

Mean: 2.3

Standard-Deviation: 1.2



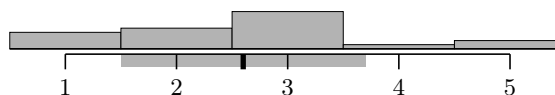
3.1.6 In relation to the number of credit points awarded, is the amount of work to be done justified?

Too high – Too low 19% 24% 43% 5% 10%

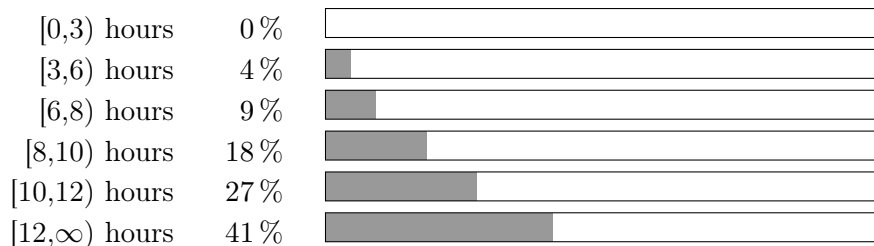
Answers: 21

Mean: 2.6

Standard-Deviation: 1.1



3.2 How much time did you spend on this module every week, including lecture, exercises, exercise tasks...?



4 Exercise Evaluation

4.1 Please rate the quality of the exercises that accompanied the lecture.

4.1.1 How often did you attend the exercise class?

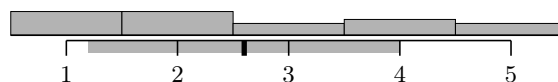
Always – Never

27% 27% 14% 18% 14%

Answers: 22

Mean: 2.6

Standard-Deviation: 1.4



4.1.2 Have the exercise sheets been available on time?

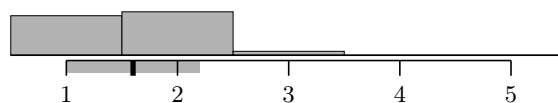
Always – Never

46% 50% 4% 0% 0%

Answers: 22

Mean: 1.6

Standard-Deviation: 0.6



4.1.3 The difficulty of the exercise sheets varied...

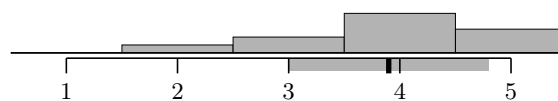
Not at all – Greatly

0% 9% 18% 46% 27%

Answers: 22

Mean: 3.9

Standard-Deviation: 0.9



4.1.4 Did the contents of the exercises match the current contents of the lecture?

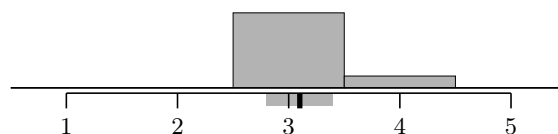
Lecture far ahead – Lecture far behind

0% 0% 86% 14% 0%

Answers: 22

Mean: 3.1

Standard-Deviation: 0.3



4.1.5 Judge the size of your exercise group!

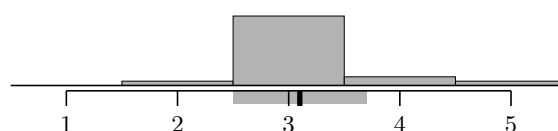
Too big – Too small

0% 5% 80% 10% 5%

Answers: 20

Mean: 3.1

Standard-Deviation: 0.6



4.1.6 Usually I thought the exercises were...

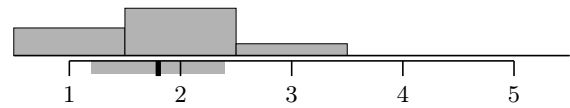
Too difficult – Very easy

32% 54% 14% 0% 0%

Answers: 22

Mean: 1.8

Standard-Deviation: 0.6



5 Exercise Class Evaluation

5.1 Please rate the exercise class you visited.

5.1.1 Has the tutor been available for questions outside of the tutorial?

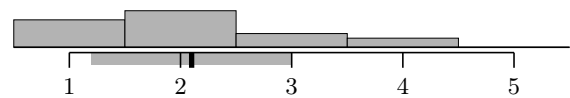
Always – Never

32% 42% 16% 10% 0%

Answers: 19

Mean: 2.1

Standard-Deviation: 0.9



5.1.2 Could you understand your tutor's corrections and gradings?

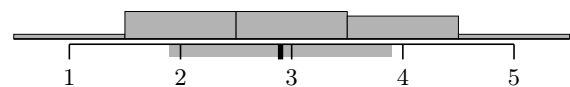
Always – Never

5% 32% 32% 26% 5%

Answers: 19

Mean: 2.9

Standard-Deviation: 1.0



5.1.3 Did the tutor manage to handle all the relevant content in the exercise class?

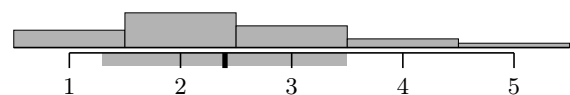
Always – Never

20% 40% 25% 10% 5%

Answers: 20

Mean: 2.4

Standard-Deviation: 1.1



5.1.4 Would you recommend visiting this exercise class?

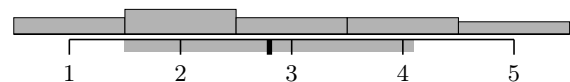
Yes – No

19% 29% 19% 19% 14%

Answers: 21

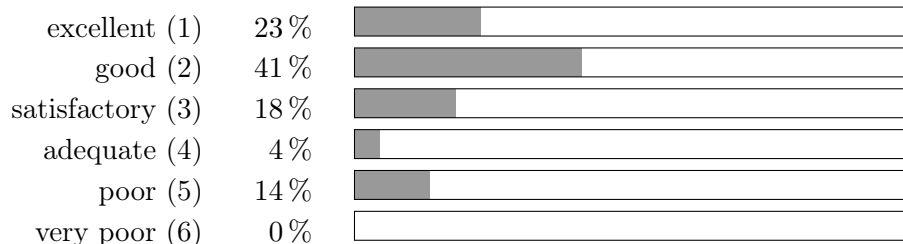
Mean: 2.8

Standard-Deviation: 1.3



6 Comprehensive Rating

6.1 Please give an overall rating of the course on a scale from excellent (1) to very poor (6).



7 Free Text Comments

7.1 Which aspects of the course did you like?

The content of lectures are good and useful

- The content
- The professor tries to build an intuition of every topic aside from explaining the maths

The algorithm induction

Intensity

Chosen topics are interesting and the tutor does an excellent job explaining them

Exercises with implementation were interesting
wide coverage of topics in the lecture

Most topics are ok. Practical exercises are mostly ok, too.

the structure of content the examples of some methods

coverage of every topic in exercises

Variety of different methods

It is a very interesting topic and lecture. The solutions of the exercises are very beautiful and nice to look at

Guest lecture was good

7.2 What could be improved?

Some parts of slides do not have a consistent syntax and some parts are different in comparison to other universities slides or wikipedia

- sometimes it can be too fast
- some slides could be more explaining

PPT

Speed

More detailed slides

With mandatory exercises that cover the lecture content, there is no need for an exam in my opinion. Just grade the student from the exercises

exercise sheets were not always clear about the task sometimes omitting important information

- less content
 - explain more in detail
-

Better and more detailed slides

Reduce extensiveness of exercises difficulty is OK if there would be less!

More detailed correction of exercises!!!

Might be please give the arguments more explanations

The slides are almost useless without Prof. Gall comments, as the notations changes often and many things are undefined

audio/video recording can be really helpful

Give feedback on the exercise assignment (what mistakes have been made, ...)

workload of programming tasks

You could provide remarks, errors and possible code improvements instead of only points of the exercises

More feedback on the exercise sheets

More guest lectures

7.3 You can leave remarks and further feedback here.

Reducing the variety of context and use the time for more explanation about complex parts of slides

There is a lot of content to study for a written exam without notes. Being the exercises as hand as they one, that should be enough to grade the student

It would be nice if all lectures had a clear indication of bibliographical reference that can be used to study

More practical implementations of algorithms and theory seen in class would make it easier to understand. Some slides are too theoretic and difficult to understand.

Please better feedback from exercises, currently it's almost impossible to know what you've done wrong!!

The prof. come often very late to the lecture (10~15min)

Lecturers' Questionnaire

This part contains data provided by the lecturers.

1 Lecture metadata

Number of students in the lecture at the beginning of the semester	60
Number of students in the lecture at the end of the semester	25
Number of students participating in the exercise classes at the beginning of the semester	58
Number of students participating in the exercise classes at the end of the semester	24
Number of students that have registered for the exam	42

2 Exercise classes

Number of exercise classes	2
Average number of students per exercise class at the end of the semester	12

The students have been assigned to an exercise class in the following way:

TVS

3 Helpful stuff

There has been **no** test exam.

The students were provided with sample solutions for exercise tasks.

4 Free text comments

4.1 In your opinion, what aspects of the module worked well this semester?

4.2 What would you change if you were to offer this module again and why?

4.3 In case there have been obligatory course achievements: Please judge on their effectivity regarding the learning success of the students.

The programming exercises are important to understand the algorithms discusses in the lecture.

4.4 Further remarks