

Cognitive Robotics – Prof. Dr. Sven Behnke, Prof. Dr. Maren Bennewitz

Cognitive Robotics – Prof. Dr. Sven Behnke, Prof. Dr.  
Maren Bennewitz

Lecture Survey – Fachschaft Informatik

May 8, 2019

# 1 Lecture Evaluation

## 1.1 Please rate the lecture's concept.

1.1.1 How often did you attend the lecture?

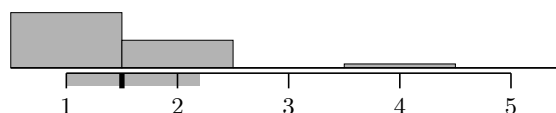
Always – Never

64% 32% 0% 4% 0%

Answers: 22

Mean: 1.5

Standard-Deviation: 0.7



1.1.2 Did the lecture appear to be clearly structured to you?

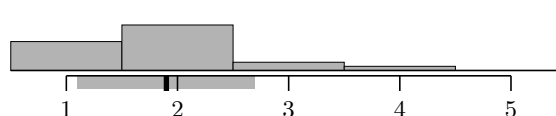
Yes – No

33% 52% 10% 5% 0%

Answers: 21

Mean: 1.9

Standard-Deviation: 0.8



1.1.3 Have topics been illustrated by sensible examples?

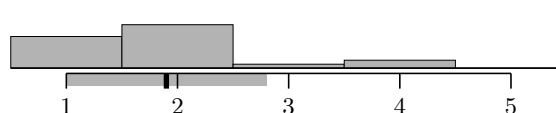
Always – Never

36% 50% 4% 9% 0%

Answers: 22

Mean: 1.9

Standard-Deviation: 0.9



1.1.4 Were the slides/lecture notes helpful?

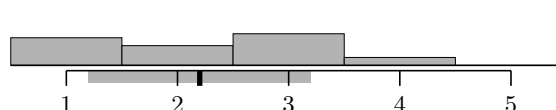
Very helpful – Not helpful

32% 23% 36% 9% 0%

Answers: 22

Mean: 2.2

Standard-Deviation: 1.0



1.1.5 Have the topics been explained extensively enough?

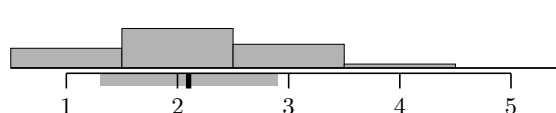
Always – Never

23% 46% 27% 4% 0%

Answers: 22

Mean: 2.1

Standard-Deviation: 0.8



## 2 Lecturer Evaluation

### 2.1 Please rate Prof. Dr. Sven Behnke.

2.1.1 How much of the content do you understand during the lecture?

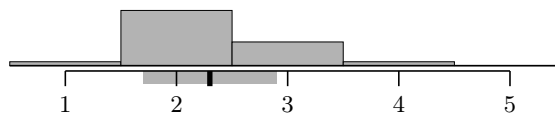
Everything – Nothing

4% 64% 27% 4% 0%

Answers: 22

Mean: 2.3

Standard-Deviation: 0.6



2.1.2 Did the lecturer answer your questions profoundly?

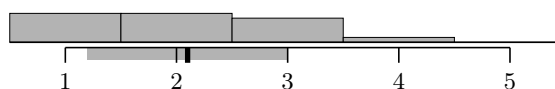
Always – Never

33% 33% 28% 6% 0%

Answers: 18

Mean: 2.1

Standard-Deviation: 0.9



2.1.3 Was the lecturer available for questions outside of the lecture?

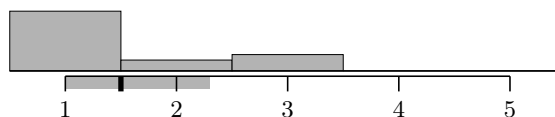
Always – Never

69% 13% 19% 0% 0%

Answers: 16

Mean: 1.5

Standard-Deviation: 0.8



2.1.4 Could you understand the lecturer acoustically?

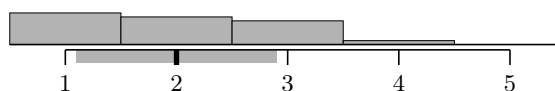
Very well – Not at all

36% 32% 27% 4% 0%

Answers: 22

Mean: 2.0

Standard-Deviation: 0.9



2.1.5 The speed of proceeding was...

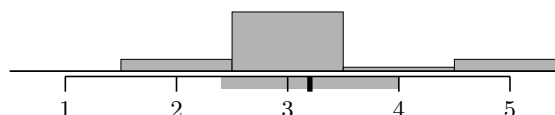
Too fast – Too slow

0% 14% 68% 4% 14%

Answers: 22

Mean: 3.2

Standard-Deviation: 0.8



### 2.2 Please rate Prof. Dr. Maren Bennewitz.

2.2.1 How much of the content do you understand during the lecture?

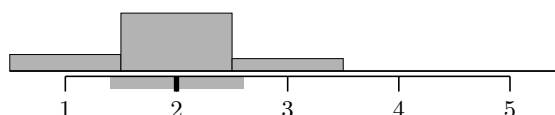
Everything – Nothing

19% 67% 14% 0% 0%

Answers: 21

Mean: 2.0

Standard-Deviation: 0.6



### 2.2.2 Did the lecturer answer your questions profoundly?

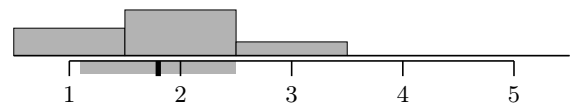
Always – Never

32% 53% 16% 0% 0%

Answers: 19

Mean: 1.8

Standard-Deviation: 0.7



### 2.2.3 Was the lecturer available for questions outside of the lecture?

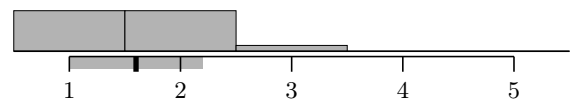
Always – Never

47% 47% 7% 0% 0%

Answers: 15

Mean: 1.6

Standard-Deviation: 0.6



### 2.2.4 Could you understand the lecturer acoustically?

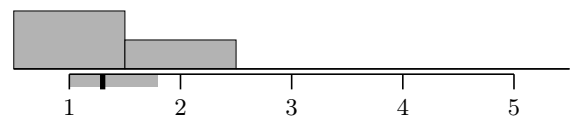
Very well – Not at all

67% 33% 0% 0% 0%

Answers: 21

Mean: 1.3

Standard-Deviation: 0.5



### 2.2.5 The speed of proceeding was...

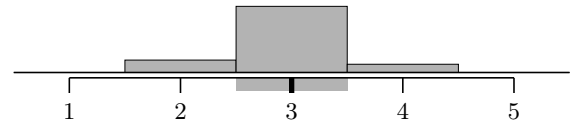
Too fast – Too slow

0% 14% 76% 10% 0%

Answers: 21

Mean: 3.0

Standard-Deviation: 0.5



## 3 Module Evaluation

### 3.1 Please rate the module as a whole.

#### 3.1.1 Did the course teach you helpful knowledge and abilities that will be useful in later work life?

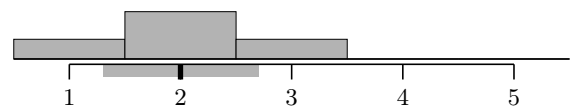
Much – Nothing

23% 54% 23% 0% 0%

Answers: 22

Mean: 2.0

Standard-Deviation: 0.7



#### 3.1.2 Do the obligatory course achievements support successful completion of the module?

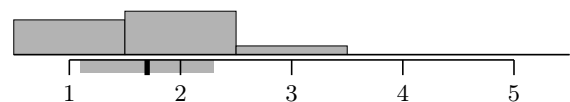
Yes – No

40% 50% 10% 0% 0%

Answers: 20

Mean: 1.7

Standard-Deviation: 0.6



### 3.1.3 Do you think the obligatory course achievements are adequate?

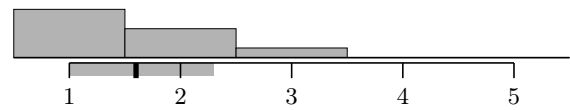
Yes – No

56% 33% 11% 0% 0%

Answers: 18

Mean: 1.6

Standard-Deviation: 0.7



### 3.1.4 Did your interest in this module's field of study change?

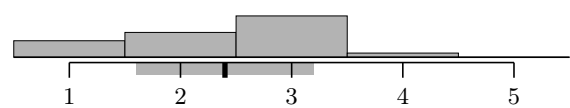
Strongly inc. – Strongly dec.

19% 29% 48% 5% 0%

Answers: 21

Mean: 2.4

Standard-Deviation: 0.8



### 3.1.5 Would you recommend taking this module to your best friend?

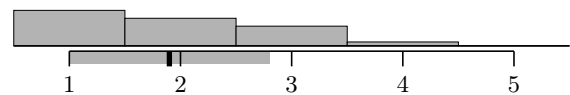
Yes – No

41% 32% 23% 4% 0%

Answers: 22

Mean: 1.9

Standard-Deviation: 0.9



### 3.1.6 In relation to the number of credit points awarded, is the amount of work to be done justified?

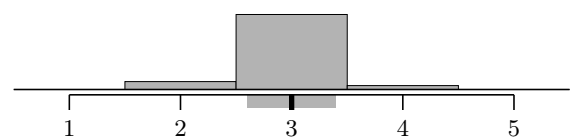
Too high – Too low

0% 9% 86% 4% 0%

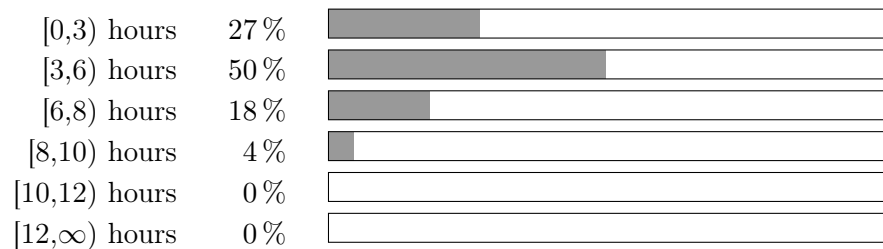
Answers: 22

Mean: 3.0

Standard-Deviation: 0.4



### 3.2 How much time did you spend on this module every week, including lecture, exercises, exercise tasks...?



## 4 Exercise Evaluation

### 4.1 Please rate the quality of the exercises that accompanied the lecture.

#### 4.1.1 How often did you attend the exercise class?

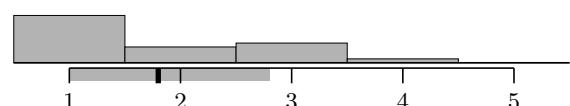
Always – Never

54% 18% 23% 4% 0%

Answers: 22

Mean: 1.8

Standard-Deviation: 1.0



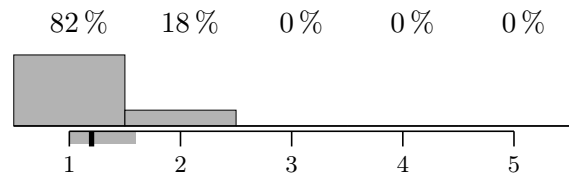
#### 4.1.2 Have the exercise sheets been available on time?

Always – Never

Answers: 22

Mean: 1.2

Standard-Deviation: 0.4



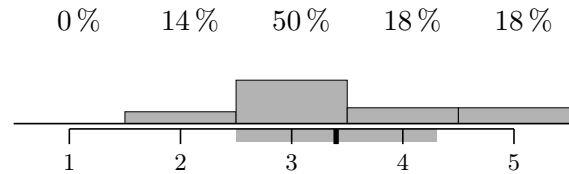
#### 4.1.3 The difficulty of the exercise sheets varied...

Not at all – Greatly

Answers: 22

Mean: 3.4

Standard-Deviation: 0.9



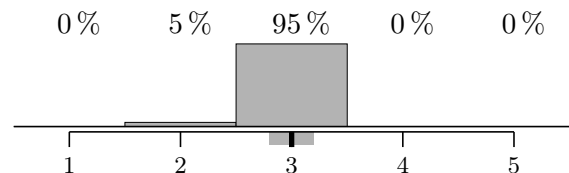
#### 4.1.4 Did the contents of the exercises match the current contents of the lecture?

Lecture far ahead – Lecture far behind

Answers: 21

Mean: 3.0

Standard-Deviation: 0.2



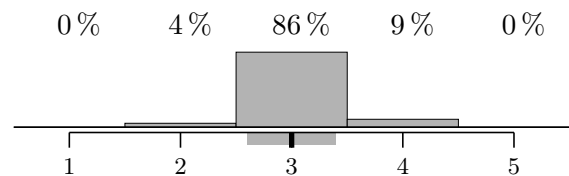
#### 4.1.5 Judge the size of your exercise group!

Too big – Too small

Answers: 22

Mean: 3.0

Standard-Deviation: 0.4



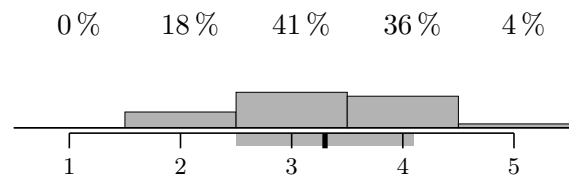
#### 4.1.6 Usually I thought the exercises were...

Too difficult – Very easy

Answers: 22

Mean: 3.3

Standard-Deviation: 0.8



## 5 Exercise Class Evaluation

### 5.1 Please rate the exercise class you visited.

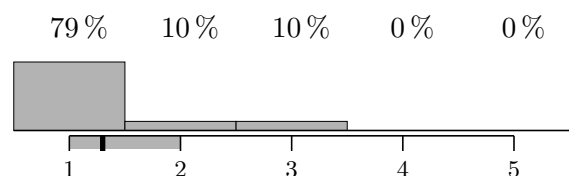
#### 5.1.1 Has the tutor been available for questions outside of the tutorial?

Always – Never

Answers: 19

Mean: 1.3

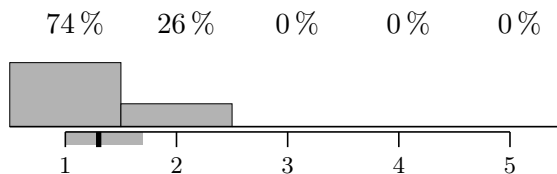
Standard-Deviation: 0.7



5.1.2 Could you understand your tutor's corrections and gradings?

Always – Never

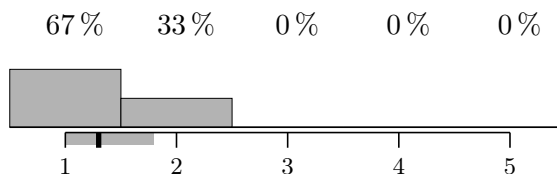
Answers: 19  
 Mean: 1.3  
 Standard-Deviation: 0.4



5.1.3 Did the tutor manage to handle all the relevant content in the exercise class?

Always – Never

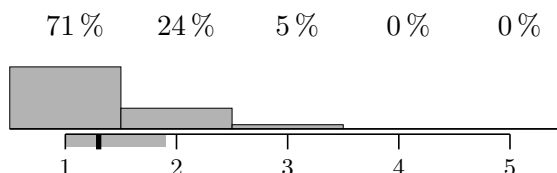
Answers: 21  
 Mean: 1.3  
 Standard-Deviation: 0.5



5.1.4 Would you recommend visiting this exercise class?

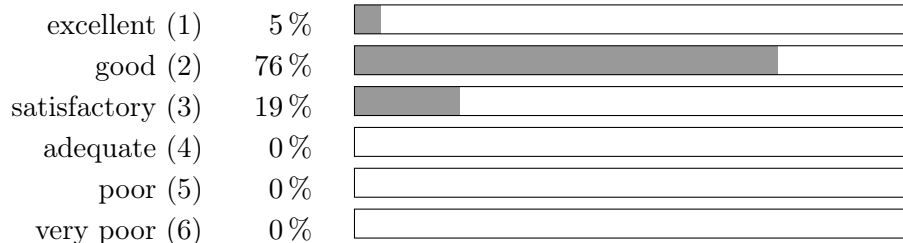
Yes – No

Answers: 21  
 Mean: 1.3  
 Standard-Deviation: 0.6



## 6 Comprehensive Rating

6.1 Please give an overall rating of the course on a scale from excellent (1) to very poor (6).



## 7 Free Text Comments

7.1 Which aspects of the course did you like?

the topic mostly was interesting

---

probabilistic part  
 as it was explained more deeply

7.2 What could be improved?

the tutor's proceeding was to fast

---

the slides should be improved

---

more practical ex.

---

more detailed slides

---

more explanations on the important parts would be better

---

the exercises were often ambiguous

---

Exercises, more programming

7.3 You can leave remarks and further feedback here.

Thanks to Nils Goerke holding the lecture in substitution for Prof. Behnke

---

last set of lecture were not explained well and had alot to process