

Randomisierte und Approximative Algorithmen – Prof. Dr. Heiko  
Röglin

Randomisierte und Approximative Algorithmen –  
Prof. Dr. Heiko Röglin

Lecture Survey – Fachschaft Informatik

May 8, 2018

Turned in Questionnaires: 17

## 1 Lecture Evaluation

### 1.1 Please rate the lecture's concept.

1.1.1 How often did you attend the lecture?

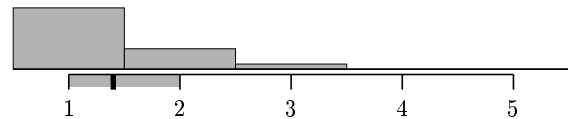
Always – Never

71 % 24 % 6 % 0 % 0 %

Answers: 17

Mean: 1.4

Standard-Deviation: 0.6



1.1.2 Did the lecture appear to be clearly structured to you?

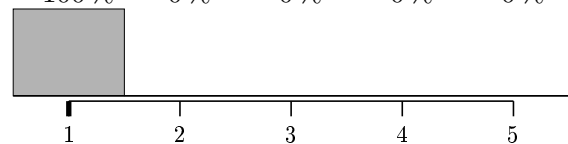
Yes – No

100 % 0 % 0 % 0 % 0 %

Answers: 17

Mean: 1.0

Standard-Deviation: 0.0



1.1.3 Have topics been illustrated by sensible examples?

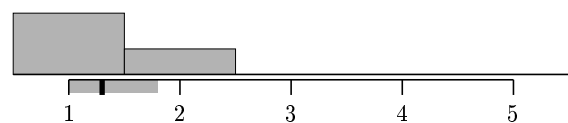
Always – Never

71 % 29 % 0 % 0 % 0 %

Answers: 17

Mean: 1.3

Standard-Deviation: 0.5



1.1.4 Were the slides/lecture notes helpful?

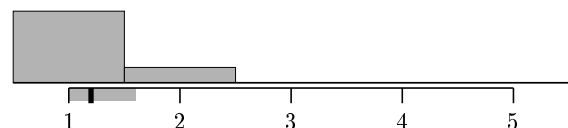
Very helpful – Not helpful

82 % 18 % 0 % 0 % 0 %

Answers: 17

Mean: 1.2

Standard-Deviation: 0.4



1.1.5 Have the topics been explained extensively enough?

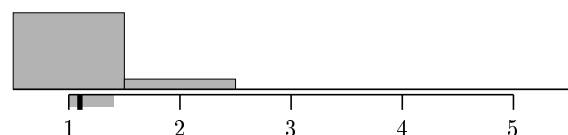
Always – Never

88 % 12 % 0 % 0 % 0 %

Answers: 17

Mean: 1.1

Standard-Deviation: 0.3



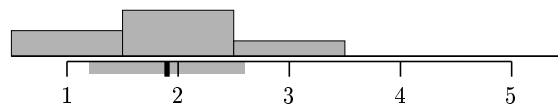
## 2 Lecturer Evaluation

### 2.1 Please rate Prof. Dr. Heiko Röglin.

2.1.1 How much of the content do you understand during the lecture?

Everything – Nothing 29 % 53 % 18 % 0 % 0 %

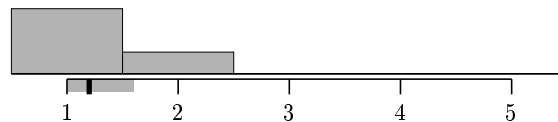
Answers: 17  
Mean: 1.9  
Standard-Deviation: 0.7



2.1.2 Did the lecturer answer your questions profoundly?

Always – Never 75 % 25 % 0 % 0 % 0 %

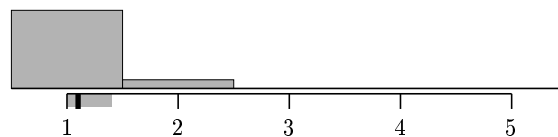
Answers: 16  
Mean: 1.2  
Standard-Deviation: 0.4



2.1.3 Was the lecturer available for questions outside of the lecture?

Always – Never 90 % 10 % 0 % 0 % 0 %

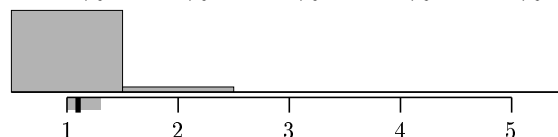
Answers: 10  
Mean: 1.1  
Standard-Deviation: 0.3



2.1.4 Could you understand the lecturer acoustically?

Very well – Not at all 94 % 6 % 0 % 0 % 0 %

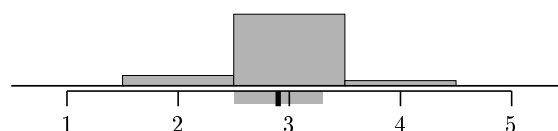
Answers: 17  
Mean: 1.1  
Standard-Deviation: 0.2



2.1.5 The speed of proceeding was...

Too fast – Too slow 0 % 12 % 82 % 6 % 0 %

Answers: 17  
Mean: 2.9  
Standard-Deviation: 0.4



### 3 Module Evaluation

#### 3.1 Please rate the module as a whole.

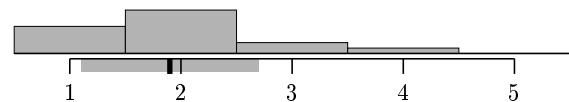
3.1.1 Did the course teach you helpful knowledge and abilities that will be useful in later work life?

Much – Nothing 31% 50% 13% 6% 0%

Answers: 16

Mean: 1.9

Standard-Deviation: 0.8



3.1.2 Do the obligatory course achievements support successful completion of the module?

Yes – No 17% 33% 42% 0% 8%

Answers: 12

Mean: 2.5

Standard-Deviation: 1.0



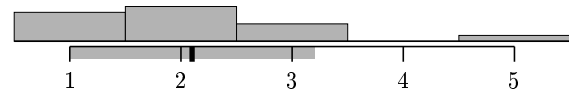
3.1.3 Do you think the obligatory course achievements are adequate?

Yes – No 33% 40% 20% 0% 7%

Answers: 15

Mean: 2.1

Standard-Deviation: 1.1



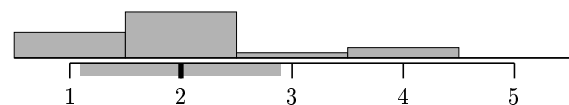
3.1.4 Did your interest in this module's field of study change?

Strongly inc. – Strongly dec. 29% 53% 6% 12% 0%

Answers: 17

Mean: 2.0

Standard-Deviation: 0.9



### 3.1.5 Would you recommend taking this module to your best friend?

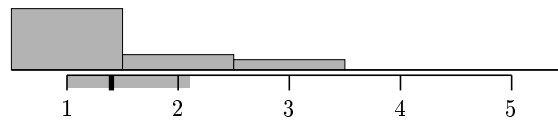
Yes – No

71 % 18 % 12 % 0 % 0 %

Answers: 17

Mean: 1.4

Standard-Deviation: 0.7



### 3.1.6 In relation to the number of credit points awarded, is the amount of work to be done justified?

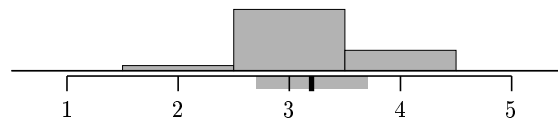
Too high – Too low

0 % 6 % 71 % 24 % 0 %

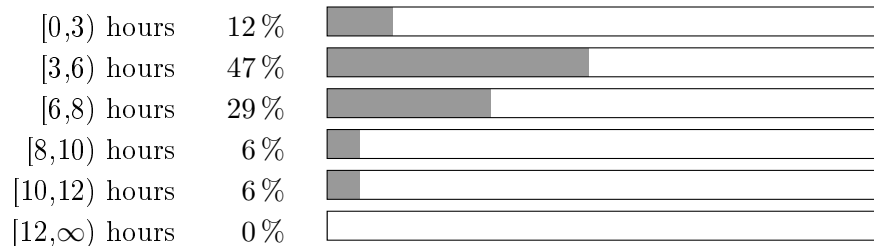
Answers: 17

Mean: 3.2

Standard-Deviation: 0.5



### 3.2 How much time did you spend on this module every week, including lecture, exercises, exercise tasks...?



## 4 Exercise Evaluation

### 4.1 Please rate the quality of the exercises that accompanied the lecture.

#### 4.1.1 How often did you attend the exercise class?

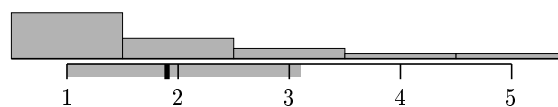
Always – Never

53 % 24 % 12 % 6 % 6 %

Answers: 17

Mean: 1.9

Standard-Deviation: 1.2



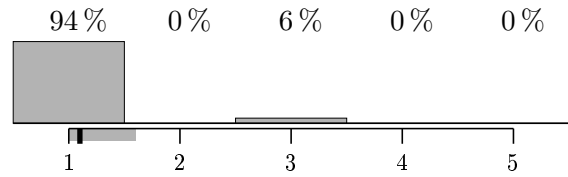
4.1.2 Have the exercise sheets been available on time?

Always – Never

Answers: 17

Mean: 1.1

Standard-Deviation: 0.5



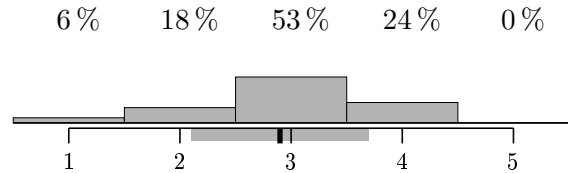
4.1.3 The difficulty of the exercise sheets varied...

Not at all – Greatly

Answers: 17

Mean: 2.9

Standard-Deviation: 0.8



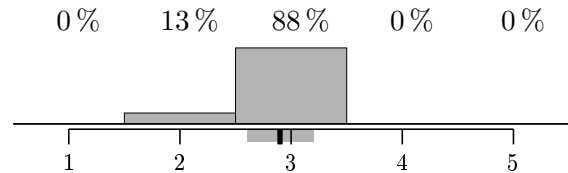
4.1.4 Did the contents of the exercises match the current contents of the lecture?

Lecture far ahead – Lecture far behind

Answers: 16

Mean: 2.9

Standard-Deviation: 0.3



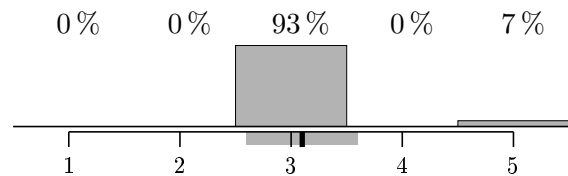
4.1.5 Judge the size of your exercise group!

Too big – Too small

Answers: 15

Mean: 3.1

Standard-Deviation: 0.5



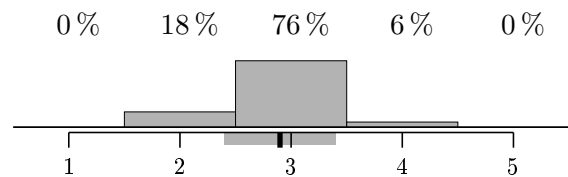
4.1.6 Usually I thought the exercises were...

Too difficult – Very easy

Answers: 17

Mean: 2.9

Standard-Deviation: 0.5



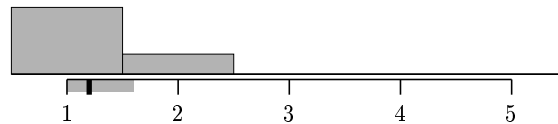
## 5 Exercise Class Evaluation

### 5.1 Please rate the exercise class you visited.

5.1.1 Has the tutor been available for questions outside of the tutorial?

Always – Never                      77 %    23 %    0 %    0 %    0 %

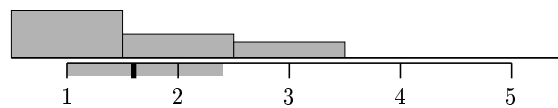
Answers: 13  
Mean: 1.2  
Standard-Deviation: 0.4



5.1.2 Could you understand your tutor's corrections and gradings?

Always – Never                      54 %    27 %    18 %    0 %    0 %

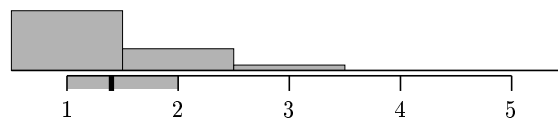
Answers: 11  
Mean: 1.6  
Standard-Deviation: 0.8



5.1.3 Did the tutor manage to handle all the relevant content in the exercise class?

Always – Never                      69 %    25 %    6 %    0 %    0 %

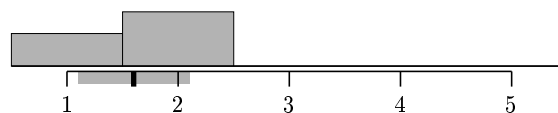
Answers: 16  
Mean: 1.4  
Standard-Deviation: 0.6



5.1.4 Would you recommend visiting this exercise class?







Yes – No                                38 %    63 %    0 %    0 %    0 %

Answers: 16  
Mean: 1.6  
Standard-Deviation: 0.5



## 6 Comprehensive Rating

6.1 Please give an overall rating of the course on a scale from excellent (1) to very poor (6).

excellent (1)	82 %	
good (2)	18 %	
satisfactory (3)	0 %	
adequate (4)	0 %	
poor (5)	0 %	
very poor (6)	0 %	

## 7 Free Text Comments

7.1 Which aspects of the course did you like?

Dr. Roeglin is the best.

---

Vorlesung und Skript  
freiwillige Übungsabgabe

---

gutes Tafelbild  
klar strukturiert  
gute Erklärungen (verständlich)

---

The script is very helpful for learning and repeatig stuff. The atmosphere in the ex. class is quite relaxed due to the few people per class and personal questions case discussed in detail.

7.2 What could be improved?

Vielleicht wären Abgabe von Übungszetteln nicht schlecht!

7.3 You can leave remarks and further feedback here.

Hörsaal zwei hat die übelst ranzige Tafel. aber das ist ja hoffentlich bald passe.

---

*Thema ist zwar nicht so spannend, aber Prof. Roeglin gleicht das wieder aus.*







# Fragebogen für Lehrende

Die Daten aus diesem Teil stammen von den Lehrenden.

## 1 Vorlesungsdaten

Anzahl Studierender in der Vorlesung zu Beginn des Semesters	30
Anzahl Studierender in der Vorlesung zum Ende des Semesters	20
Anzahl Studierender in den Übungen zu Beginn des Semesters	30 Anmeldungen
Anzahl Studierender in den Übungen zum Ende des Semesters	15
Zahl der Klausuranmeldungen	32

## 2 Übungsbetrieb

Anzahl der Übungsgruppen	2
Durchschnittliche Gruppengröße zum Ende des Semesters	7

Die Übungsgruppen wurden wie folgt eingeteilt:

Sonstiges: Die Studierenden konnten sich eine Übung aussuchen.

## 3 Hilfreiches

### 4 Freitextfelder

#### 4.1 Was hat Ihrer Ansicht nach bei der Durchführung des Moduls gut funktioniert?

Interaktion mit Studierenden in der Vorlesung

#### 4.2 Was würden Sie beim nächsten Mal anders machen und weshalb?

Reihenfolge der Themen etwas ändern

#### 4.3 Falls Studienleistungen verlangt wurden: Wie bewerten Sie deren Wirksamkeit bezüglich des Lernerfolgs?

-

#### 4.4 Weitere Anmerkungen

-