

Foundations of Graphics – Prof. Dr. Matthias B. Hullin; Dr. Michael
Weinmann

Foundations of Graphics – Prof. Dr. Matthias B.
Hullin; Dr. Michael Weinmann

Lecture Survey – Fachschaft Informatik

May 8, 2018

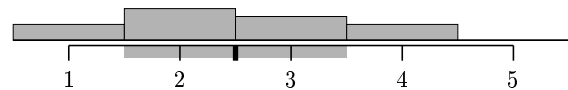
1 Lecture Evaluation

1.1 Please rate the lecture's concept.

1.1.1 How often did you attend the lecture?

Always – Never 18 % 36 % 27 % 18 % 0 %

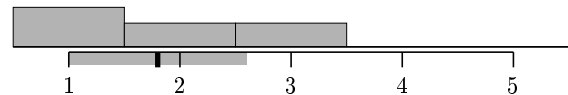
Answers: 11
Mean: 2.5
Standard-Deviation: 1.0



1.1.2 Did the lecture appear to be clearly structured to you?

Yes – No 46 % 27 % 27 % 0 % 0 %

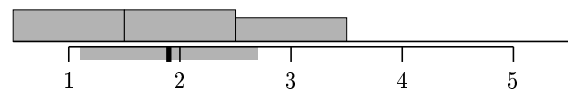
Answers: 11
Mean: 1.8
Standard-Deviation: 0.8



1.1.3 Have topics been illustrated by sensible examples?

Always – Never 36 % 36 % 27 % 0 % 0 %

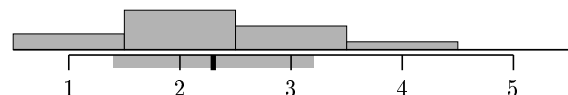
Answers: 11
Mean: 1.9
Standard-Deviation: 0.8



1.1.4 Were the slides/lecture notes helpful?

Very helpful – Not helpful 18 % 46 % 27 % 9 % 0 %

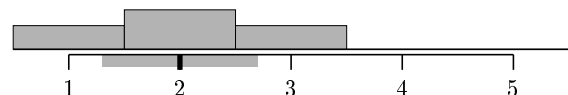
Answers: 11
Mean: 2.3
Standard-Deviation: 0.9



1.1.5 Have the topics been explained extensively enough?

Always – Never 27 % 46 % 27 % 0 % 0 %

Answers: 11
Mean: 2.0
Standard-Deviation: 0.7



2 Lecturer Evaluation

2.1 Please rate Prof. Dr. Matthias B. Hullin.

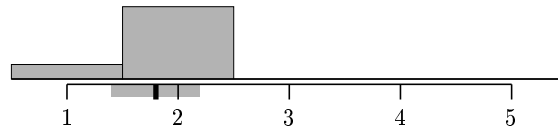
2.1.1 How much of the content do you understand during the lecture?

Everything – Nothing 17% 83% 0% 0% 0%

Answers: 6

Mean: 1.8

Standard-Deviation: 0.4



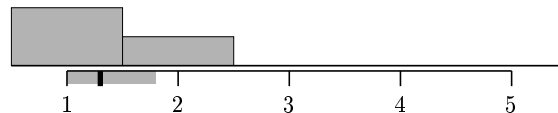
2.1.2 Did the lecturer answer your questions profoundly?

Always – Never 67% 33% 0% 0% 0%

Answers: 6

Mean: 1.3

Standard-Deviation: 0.5



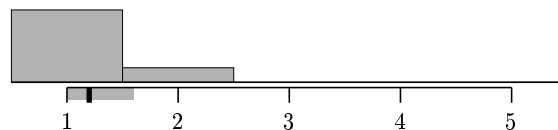
2.1.3 Was the lecturer available for questions outside of the lecture?

Always – Never 83% 17% 0% 0% 0%

Answers: 6

Mean: 1.2

Standard-Deviation: 0.4



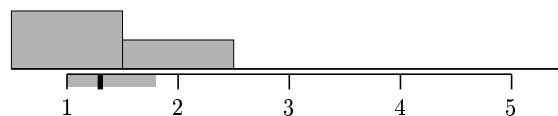
2.1.4 Could you understand the lecturer acoustically?

Very well – Not at all 67% 33% 0% 0% 0%

Answers: 6

Mean: 1.3

Standard-Deviation: 0.5



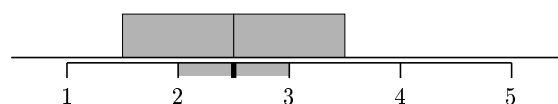
2.1.5 The speed of proceeding was...

Too fast – Too slow 0% 50% 50% 0% 0%

Answers: 6

Mean: 2.5

Standard-Deviation: 0.5

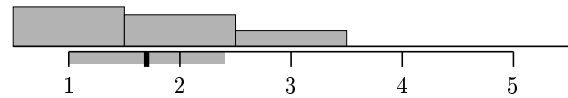


2.2 Please rate Dr. Michael Weinmann.

2.2.1 How much of the content do you understand during the lecture?

Everything – Nothing 46 % 36 % 18 % 0 % 0 %

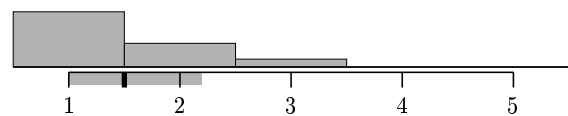
Answers: 11
Mean: 1.7
Standard-Deviation: 0.7



2.2.2 Did the lecturer answer your questions profoundly?

Always – Never 64 % 27 % 9 % 0 % 0 %

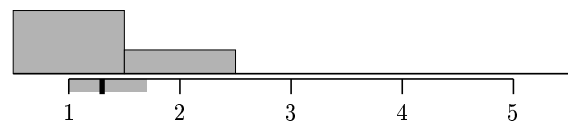
Answers: 11
Mean: 1.5
Standard-Deviation: 0.7



2.2.3 Was the lecturer available for questions outside of the lecture?

Always – Never 73 % 27 % 0 % 0 % 0 %

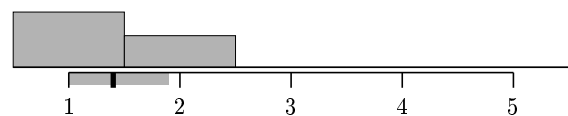
Answers: 11
Mean: 1.3
Standard-Deviation: 0.4



2.2.4 Could you understand the lecturer acoustically?

Very well – Not at all 64 % 36 % 0 % 0 % 0 %

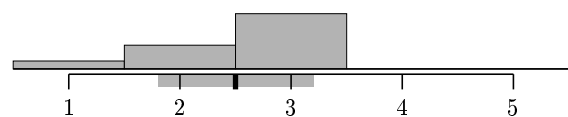
Answers: 11
Mean: 1.4
Standard-Deviation: 0.5



2.2.5 The speed of proceeding was...

Too fast – Too slow 9 % 27 % 64 % 0 % 0 %

Answers: 11
Mean: 2.5
Standard-Deviation: 0.7



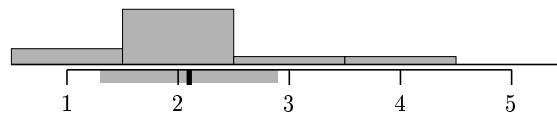
3 Module Evaluation

3.1 Please rate the module as a whole.

3.1.1 Did the course teach you helpful knowledge and abilities that will be useful in later work life?

Much – Nothing 18% 64% 9% 9% 0%

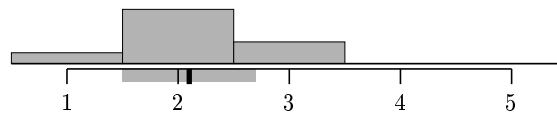
Answers: 11
Mean: 2.1
Standard-Deviation: 0.8



3.1.2 Do the obligatory course achievements support successful completion of the module?

Yes – No 13% 63% 25% 0% 0%

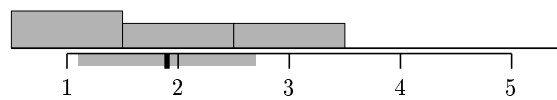
Answers: 8
Mean: 2.1
Standard-Deviation: 0.6



3.1.3 Do you think the obligatory course achievements are adequate?

Yes – No 43% 29% 29% 0% 0%

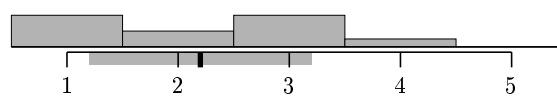
Answers: 7
Mean: 1.9
Standard-Deviation: 0.8



3.1.4 Did your interest in this module's field of study change?

Strongly inc. – Strongly dec. 36% 18% 36% 9% 0%

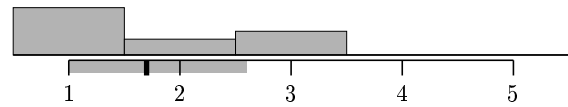
Answers: 11
Mean: 2.2
Standard-Deviation: 1.0



3.1.5 Would you recommend taking this module to your best friend?

Yes – No 54% 18% 27% 0% 0%

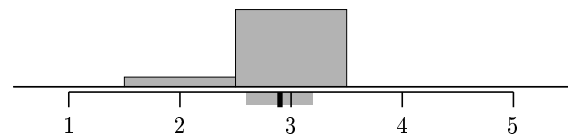
Answers: 11
 Mean: 1.7
 Standard-Deviation: 0.9



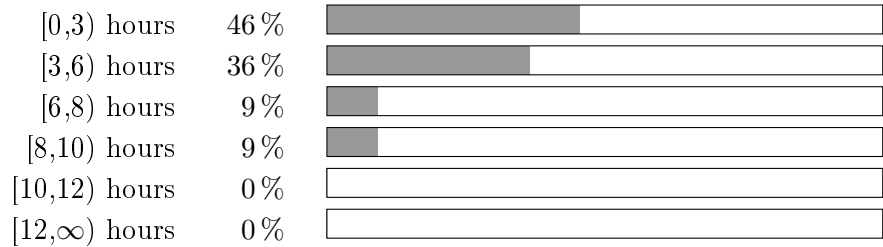
3.1.6 In relation to the number of credit points awarded, is the amount of work to be done justified?

Too high – Too low 0% 11% 89% 0% 0%

Answers: 9
 Mean: 2.9
 Standard-Deviation: 0.3



3.2 How much time did you spend on this module every week, including lecture, exercises, exercise tasks...?



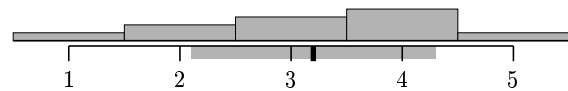
4 Exercise Evaluation

4.1 Please rate the quality of the exercises that accompanied the lecture.

4.1.1 How often did you attend the exercise class?

Always – Never 9% 18% 27% 36% 9%

Answers: 11
 Mean: 3.2
 Standard-Deviation: 1.1

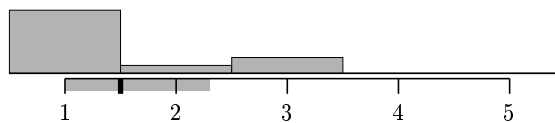


4.1.2 Have the exercise sheets been available on time?

Always – Never

73 % 9 % 18 % 0 % 0 %

Answers: 11
 Mean: 1.5
 Standard-Deviation: 0.8

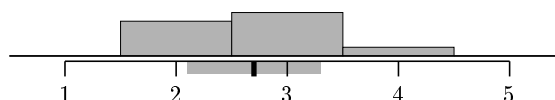


4.1.3 The difficulty of the exercise sheets varied...

Not at all – Greatly

0 % 40 % 50 % 10 % 0 %

Answers: 10
 Mean: 2.7
 Standard-Deviation: 0.6

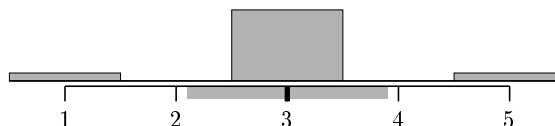


4.1.4 Did the contents of the exercises match the current contents of the lecture?

Lecture far ahead – Lecture far behind

9 % 0 % 82 % 0 % 9 %

Answers: 11
 Mean: 3.0
 Standard-Deviation: 0.9

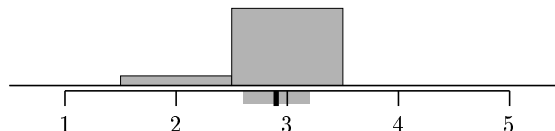


4.1.5 Judge the size of your exercise group!

Too big – Too small

0 % 11 % 89 % 0 % 0 %

Answers: 9
 Mean: 2.9
 Standard-Deviation: 0.3

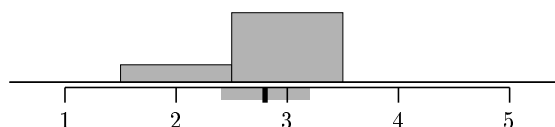


4.1.6 Usually I thought the exercises were...

Too difficult – Very easy

0 % 20 % 80 % 0 % 0 %

Answers: 10
 Mean: 2.8
 Standard-Deviation: 0.4



5 Exercise Class Evaluation

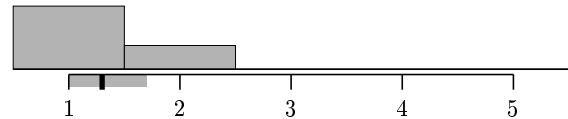
5.1 Please rate the exercise class you visited.

5.1.1 Has the tutor been available for questions outside of the tutorial?

Always – Never

73 % 27 % 0 % 0 % 0 %

Answers: 11
Mean: 1.3
Standard-Deviation: 0.4

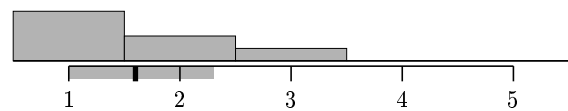


5.1.2 Could you understand your tutor's corrections and gradings?

Always – Never

57 % 29 % 14 % 0 % 0 %

Answers: 7
Mean: 1.6
Standard-Deviation: 0.7

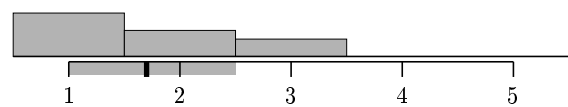


5.1.3 Did the tutor manage to handle all the relevant content in the exercise class?

Always – Never

50 % 30 % 20 % 0 % 0 %

Answers: 10
Mean: 1.7
Standard-Deviation: 0.8

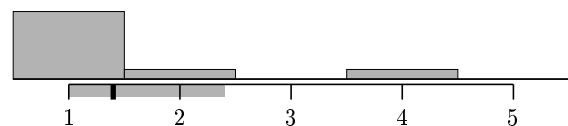


5.1.4 Would you recommend visiting this exercise class?

Yes – No

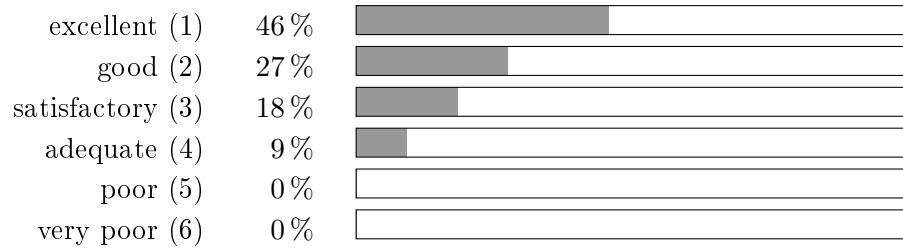
78 % 11 % 0 % 11 % 0 %

Answers: 9
Mean: 1.4
Standard-Deviation: 1.0



6 Comprehensive Rating

6.1 Please give an overall rating of the course on a scale from excellent (1) to very poor (6).



7 Free Text Comments

7.1 Which aspects of the course did you like?

7.2 What could be improved?

Too many generalized topics which take a lot of effort to go in enough depth to cover the exercises.

7.3 You can leave remarks and further feedback here.