

Cryptography – Dr. Michael Nüsken

Cryptography – Dr. Michael Nüsken

Lecture Survey – Fachschaft Informatik

May 8, 2018

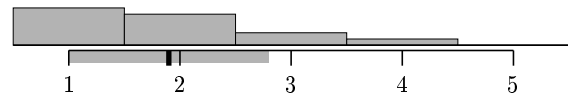
1 Lecture Evaluation

1.1 Please rate the lecture's concept.

1.1.1 How often did you attend the lecture?

Always – Never 43 % 36 % 14 % 7 % 0 %

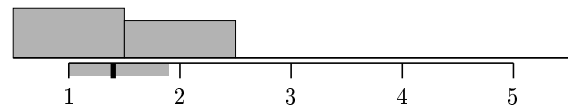
Answers: 14
Mean: 1.9
Standard-Deviation: 0.9



1.1.2 Did the lecture appear to be clearly structured to you?

Yes – No 57 % 43 % 0 % 0 % 0 %

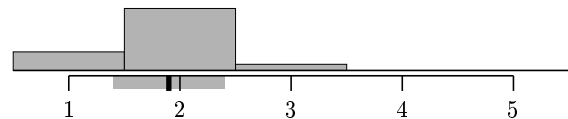
Answers: 14
Mean: 1.4
Standard-Deviation: 0.5



1.1.3 Have topics been illustrated by sensible examples?

Always – Never 21 % 71 % 7 % 0 % 0 %

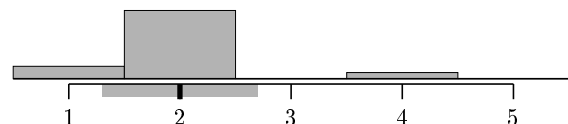
Answers: 14
Mean: 1.9
Standard-Deviation: 0.5



1.1.4 Were the slides/lecture notes helpful?

Very helpful – Not helpful 14 % 79 % 0 % 7 % 0 %

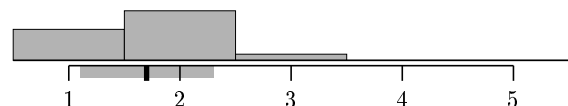
Answers: 14
Mean: 2.0
Standard-Deviation: 0.7



1.1.5 Have the topics been explained extensively enough?

Always – Never 36 % 57 % 7 % 0 % 0 %

Answers: 14
Mean: 1.7
Standard-Deviation: 0.6



2 Lecturer Evaluation

2.1 Please rate Dr. Michael Nüsken.

2.1.1 How much of the content do you understand during the lecture?

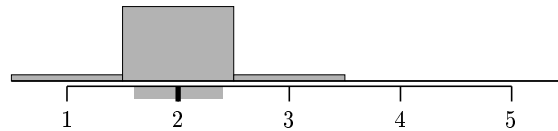
Everything – Nothing

7% 86% 7% 0% 0%

Answers: 14

Mean: 2.0

Standard-Deviation: 0.4



2.1.2 Did the lecturer answer your questions profoundly?

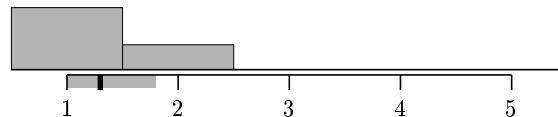
Always – Never

71% 29% 0% 0% 0%

Answers: 14

Mean: 1.3

Standard-Deviation: 0.5



2.1.3 Was the lecturer available for questions outside of the lecture?

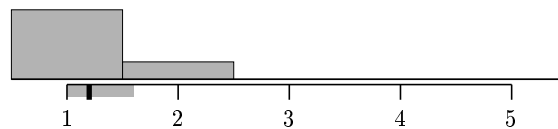
Always – Never

80% 20% 0% 0% 0%

Answers: 10

Mean: 1.2

Standard-Deviation: 0.4



2.1.4 Could you understand the lecturer acoustically?

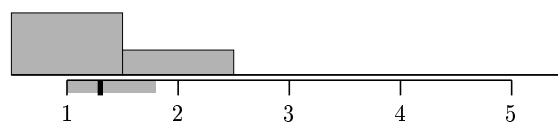
Very well – Not at all

71% 29% 0% 0% 0%

Answers: 14

Mean: 1.3

Standard-Deviation: 0.5



2.1.5 The speed of proceeding was...

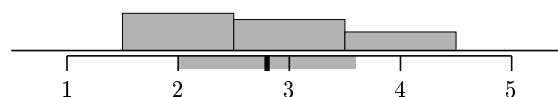
Too fast – Too slow

0% 43% 36% 21% 0%

Answers: 14

Mean: 2.8

Standard-Deviation: 0.8



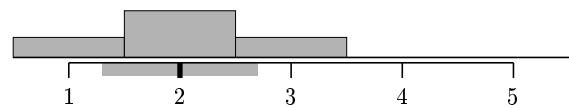
3 Module Evaluation

3.1 Please rate the module as a whole.

3.1.1 Did the course teach you helpful knowledge and abilities that will be useful in later work life?

Much – Nothing 23% 54% 23% 0% 0%

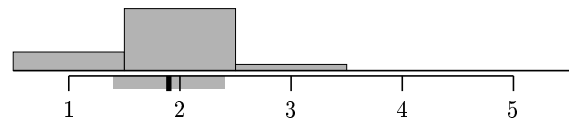
Answers: 13
Mean: 2.0
Standard-Deviation: 0.7



3.1.2 Do the obligatory course achievements support successful completion of the module?

Yes – No 21% 71% 7% 0% 0%

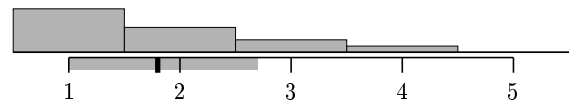
Answers: 14
Mean: 1.9
Standard-Deviation: 0.5



3.1.3 Do you think the obligatory course achievements are adequate?

Yes – No 50% 29% 14% 7% 0%

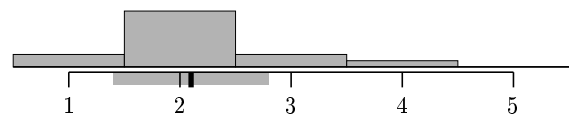
Answers: 14
Mean: 1.8
Standard-Deviation: 0.9



3.1.4 Did your interest in this module's field of study change?

Strongly inc. – Strongly dec. 14% 64% 14% 7% 0%

Answers: 14
Mean: 2.1
Standard-Deviation: 0.7



3.1.5 Would you recommend taking this module to your best friend?

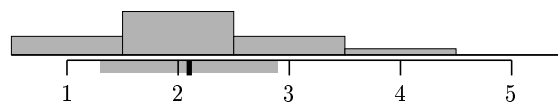
Yes – No

21 % 50 % 21 % 7 % 0 %

Answers: 14

Mean: 2.1

Standard-Deviation: 0.8



3.1.6 In relation to the number of credit points awarded, is the amount of work to be done justified?

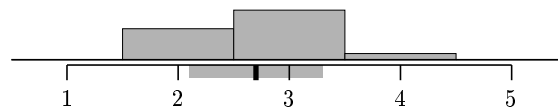
Too high – Too low

0 % 36 % 57 % 7 % 0 %

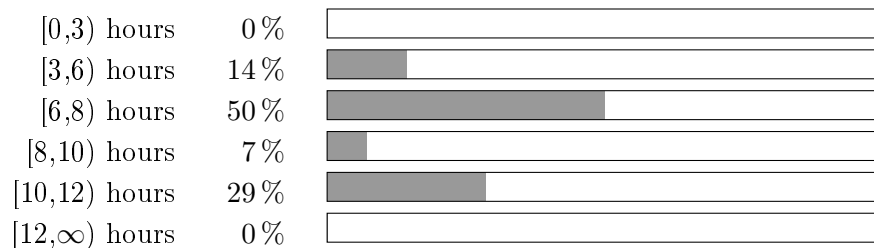
Answers: 14

Mean: 2.7

Standard-Deviation: 0.6



3.2 How much time did you spend on this module every week, including lecture, exercises, exercise tasks...?



4 Exercise Evaluation

4.1 Please rate the quality of the exercises that accompanied the lecture.

4.1.1 How often did you attend the exercise class?

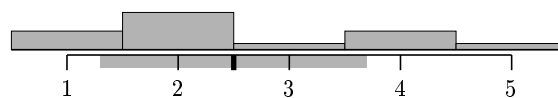
Always – Never

21 % 43 % 7 % 21 % 7 %

Answers: 14

Mean: 2.5

Standard-Deviation: 1.2



4.1.2 Have the exercise sheets been available on time?

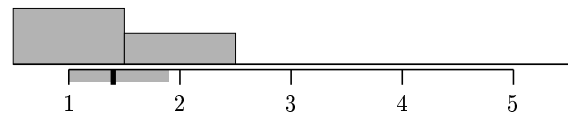
Always – Never

64% 36% 0% 0% 0%

Answers: 14

Mean: 1.4

Standard-Deviation: 0.5



4.1.3 The difficulty of the exercise sheets varied...

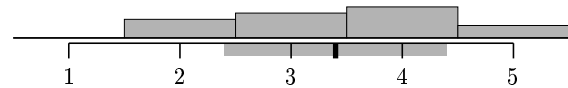
Not at all – Greatly

0% 21% 29% 36% 14%

Answers: 14

Mean: 3.4

Standard-Deviation: 1.0



4.1.4 Did the contents of the exercises match the current contents of the lecture?

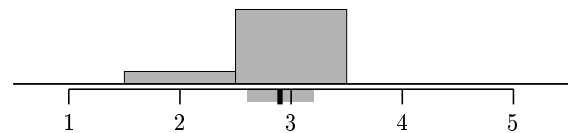
Lecture far ahead – Lecture far behind

0% 14% 86% 0% 0%

Answers: 14

Mean: 2.9

Standard-Deviation: 0.3



4.1.5 Judge the size of your exercise group!

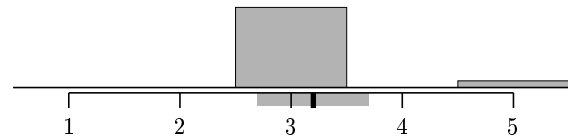
Too big – Too small

0% 0% 92% 0% 8%

Answers: 13

Mean: 3.2

Standard-Deviation: 0.5



4.1.6 Usually I thought the exercises were...

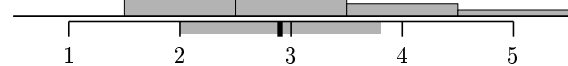
Too difficult – Very easy

0% 36% 43% 14% 7%

Answers: 14

Mean: 2.9

Standard-Deviation: 0.9



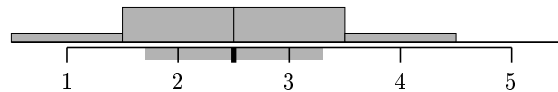
5 Exercise Class Evaluation

5.1 Please rate the exercise class you visited.

5.1.1 Has the tutor been available for questions outside of the tutorial?

Always – Never 10 % 40 % 40 % 10 % 0 %

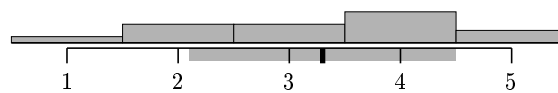
Answers: 10
Mean: 2.5
Standard-Deviation: 0.8



5.1.2 Could you understand your tutor's corrections and gradings?

Always – Never 7 % 21 % 21 % 36 % 14 %

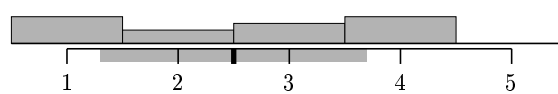
Answers: 14
Mean: 3.3
Standard-Deviation: 1.2



5.1.3 Did the tutor manage to handle all the relevant content in the exercise class?

Always – Never 31 % 15 % 23 % 31 % 0 %

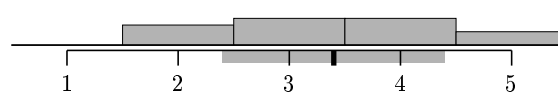
Answers: 13
Mean: 2.5
Standard-Deviation: 1.2



5.1.4 Would you recommend visiting this exercise class?







Yes – No 0 % 23 % 31 % 31 % 15 %

Answers: 13
Mean: 3.4
Standard-Deviation: 1.0



6 Comprehensive Rating

6.1 Please give an overall rating of the course on a scale from excellent (1) to very poor (6).

excellent (1)	21 %	
good (2)	57 %	
satisfactory (3)	7 %	
adequate (4)	7 %	
poor (5)	0 %	
very poor (6)	0 %	

7 Free Text Comments

7.1 Which aspects of the course did you like?

“continuous” lecture i.e. repetition of lost lecture, then continue with new content

Contents are very good

The lecture itself was excellent. Very well structured and reasonably easy to follow (in post also due to the high level of english spoken by Dr. Nüsken)

7.2 What could be improved?

The exercise sheets should be commented helpfully. Sometimes corrections have not been clear for us. /The available points of the sheets should not differ so much.

One do not get feedback on the solutions of the exercise sheets, since there are no comments on the corrected version.

Ensure that white board markers actually do work

constant workload (not varying amount of exercises points) sample solutions more precise statements, thereby avoiding mistakes

less use of the blackboard (hard to read)

Please improve the presentation of the handwritten proofs!

The exercises could have been handled better, especially regarding the corrections. For learning processes, it's always helpful or even necessary to know why points are awarded/deducted

7.3 You can leave remarks and further feedback here.

Fragebogen für Lehrende

Die Daten aus diesem Teil stammen von den Lehrenden.

1 Vorlesungsdaten

Anzahl Studierender in der Vorlesung zu Beginn des Semesters	46
Anzahl Studierender in der Vorlesung zum Ende des Semesters	≈ 15-20
Anzahl Studierender in den Übungen zu Beginn des Semesters	38 Anmeldungen
Anzahl Studierender in den Übungen zum Ende des Semesters	22
Zahl der Klausuranmeldungen	25

2 Übungsbetrieb

Anzahl der Übungsgruppen	1
Durchschnittliche Gruppengröße zum Ende des Semesters	10-15

Die Übungsgruppen wurden wie folgt eingeteilt:

Nicht zutreffend: Es gab nur 1 Übungsgruppe.

3 Hilfreiches

4 Freitextfelder

4.1 Was hat Ihrer Ansicht nach bei der Durchführung des Moduls gut funktioniert?

Zeitliche Bindung Vorlesungsinhalte-Übung.

4.2 Was würden Sie beim nächsten Mal anders machen und weshalb?

-

4.3 Falls Studienleistungen verlangt wurden: Wie bewerten Sie deren Wirksamkeit bezüglich des Lernerfolgs?

-

4.4 Weitere Anmerkungen

-