

Cognitive Robotics – Prof. Dr. Sven Behnke; Prof. Dr. Maren
Bennewitz

Cognitive Robotics – Prof. Dr. Sven Behnke;
Prof. Dr. Maren Bennewitz

Lecture Survey – Fachschaft Informatik

May 8, 2018

1 Lecture Evaluation

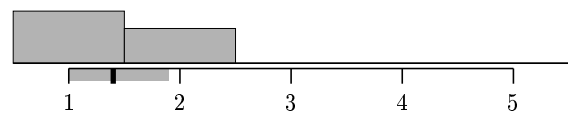
1.1 Please rate the lecture's concept.

1.1.1 How often did you attend the lecture?

Always – Never

60 % 40 % 0 % 0 % 0 %

Answers: 15
Mean: 1.4
Standard-Deviation: 0.5

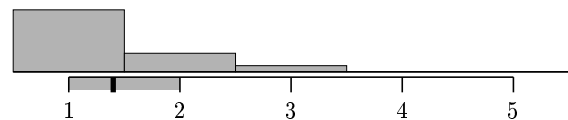


1.1.2 Did the lecture appear to be clearly structured to you?

Yes – No

71 % 21 % 7 % 0 % 0 %

Answers: 14
Mean: 1.4
Standard-Deviation: 0.6

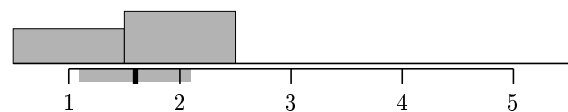


1.1.3 Have topics been illustrated by sensible examples?

Always – Never

40 % 60 % 0 % 0 % 0 %

Answers: 15
Mean: 1.6
Standard-Deviation: 0.5

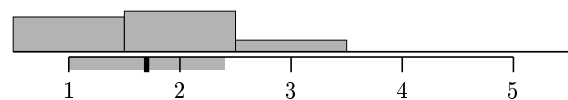


1.1.4 Were the slides/lecture notes helpful?

Very helpful – Not helpful

40 % 47 % 13 % 0 % 0 %

Answers: 15
Mean: 1.7
Standard-Deviation: 0.7

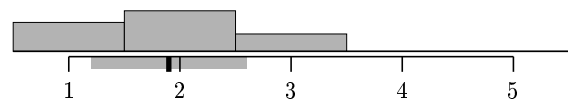


1.1.5 Have the topics been explained extensively enough?

Always – Never

33 % 47 % 20 % 0 % 0 %

Answers: 15
Mean: 1.9
Standard-Deviation: 0.7



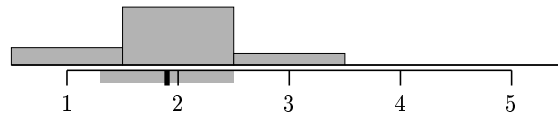
2 Lecturer Evaluation

2.1 Please rate Prof. Dr. Sven Behnke.

2.1.1 How much of the content do you understand during the lecture?

Everything – Nothing 20% 67% 13% 0% 0%

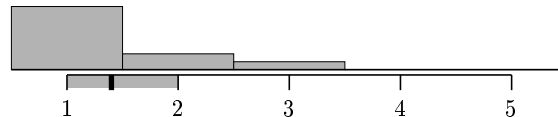
Answers: 15
Mean: 1.9
Standard-Deviation: 0.6



2.1.2 Did the lecturer answer your questions profoundly?

Always – Never 73% 18% 9% 0% 0%

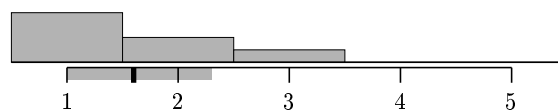
Answers: 11
Mean: 1.4
Standard-Deviation: 0.6



2.1.3 Was the lecturer available for questions outside of the lecture?

Always – Never 57% 29% 14% 0% 0%

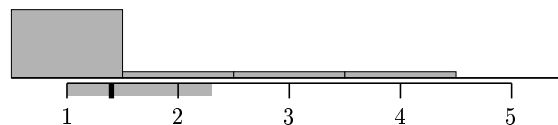
Answers: 7
Mean: 1.6
Standard-Deviation: 0.7



2.1.4 Could you understand the lecturer acoustically?

Very well – Not at all 79% 7% 7% 7% 0%

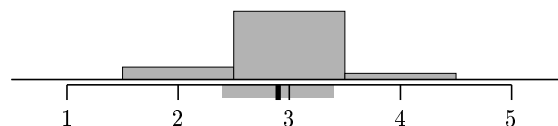
Answers: 14
Mean: 1.4
Standard-Deviation: 0.9



2.1.5 The speed of proceeding was...

Too fast – Too slow 0% 14% 79% 7% 0%

Answers: 14
Mean: 2.9
Standard-Deviation: 0.5

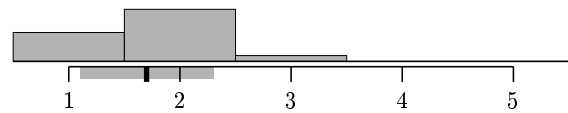


2.2 Please rate Prof. Dr. Maren Bennewitz.

2.2.1 How much of the content do you understand during the lecture?

Everything – Nothing 33% 60% 7% 0% 0%

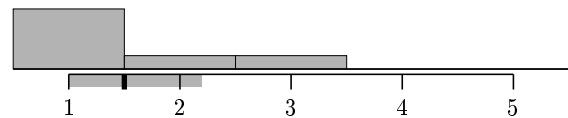
Answers: 15
Mean: 1.7
Standard-Deviation: 0.6



2.2.2 Did the lecturer answer your questions profoundly?

Always – Never 69% 15% 15% 0% 0%

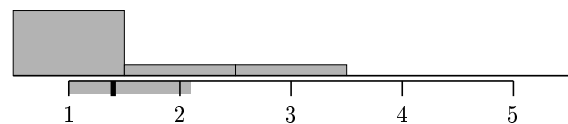
Answers: 13
Mean: 1.5
Standard-Deviation: 0.7



2.2.3 Was the lecturer available for questions outside of the lecture?

Always – Never 75% 13% 13% 0% 0%

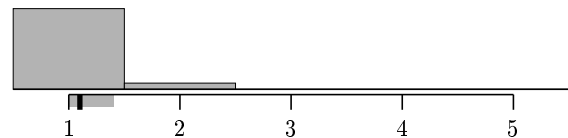
Answers: 8
Mean: 1.4
Standard-Deviation: 0.7



2.2.4 Could you understand the lecturer acoustically?

Very well – Not at all 93% 7% 0% 0% 0%

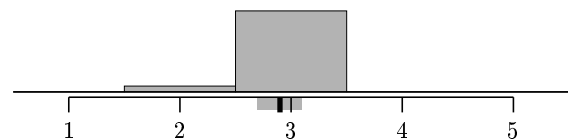
Answers: 14
Mean: 1.1
Standard-Deviation: 0.3



2.2.5 The speed of proceeding was...

Too fast – Too slow 0% 7% 93% 0% 0%

Answers: 15
Mean: 2.9
Standard-Deviation: 0.2



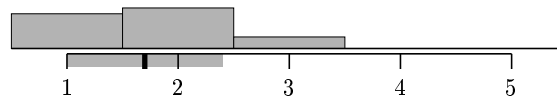
3 Module Evaluation

3.1 Please rate the module as a whole.

3.1.1 Did the course teach you helpful knowledge and abilities that will be useful in later work life?

Much – Nothing 40% 47% 13% 0% 0%

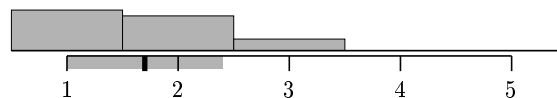
Answers: 15
Mean: 1.7
Standard-Deviation: 0.7



3.1.2 Do the obligatory course achievements support successful completion of the module?

Yes – No 47% 40% 13% 0% 0%

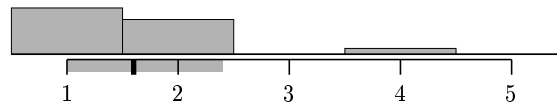
Answers: 15
Mean: 1.7
Standard-Deviation: 0.7



3.1.3 Do you think the obligatory course achievements are adequate?

Yes – No 53% 40% 0% 7% 0%

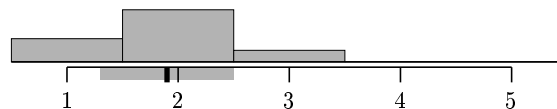
Answers: 15
Mean: 1.6
Standard-Deviation: 0.8



3.1.4 Did your interest in this module's field of study change?

Strongly inc. – Strongly dec. 27% 60% 13% 0% 0%

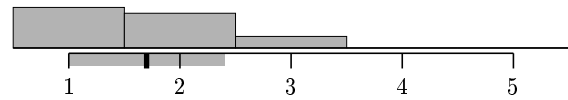
Answers: 15
Mean: 1.9
Standard-Deviation: 0.6



3.1.5 Would you recommend taking this module to your best friend?

Yes – No 47% 40% 13% 0% 0%

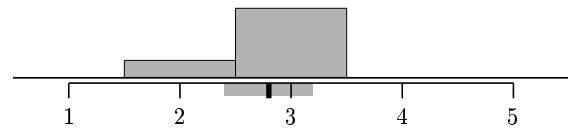
Answers: 15
 Mean: 1.7
 Standard-Deviation: 0.7



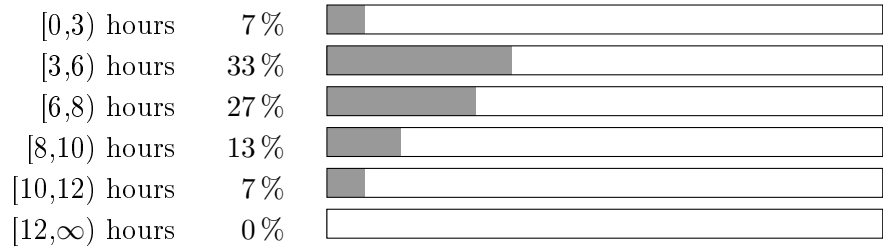
3.1.6 In relation to the number of credit points awarded, is the amount of work to be done justified?

Too high – Too low 0% 20% 80% 0% 0%

Answers: 15
 Mean: 2.8
 Standard-Deviation: 0.4



3.2 How much time did you spend on this module every week, including lecture, exercises, exercise tasks...?



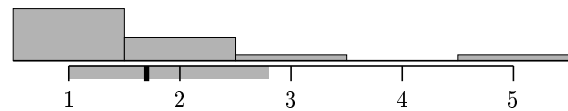
4 Exercise Evaluation

4.1 Please rate the quality of the exercises that accompanied the lecture.

4.1.1 How often did you attend the exercise class?

Always – Never 60% 27% 7% 0% 7%

Answers: 15
 Mean: 1.7
 Standard-Deviation: 1.1



4.1.2 Have the exercise sheets been available on time?

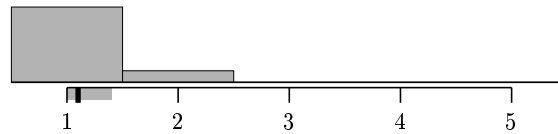
Always – Never

87% 13% 0% 0% 0%

Answers: 15

Mean: 1.1

Standard-Deviation: 0.3



4.1.3 The difficulty of the exercise sheets varied...

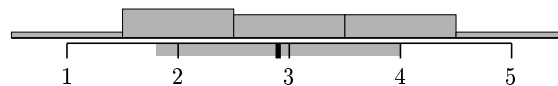
Not at all – Greatly

7% 33% 27% 27% 7%

Answers: 15

Mean: 2.9

Standard-Deviation: 1.1



4.1.4 Did the contents of the exercises match the current contents of the lecture?

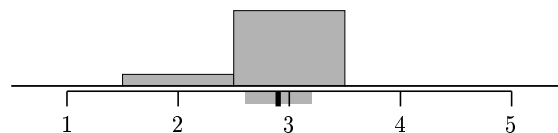
Lecture far ahead – Lecture far behind

0% 13% 87% 0% 0%

Answers: 15

Mean: 2.9

Standard-Deviation: 0.3



4.1.5 Judge the size of your exercise group!

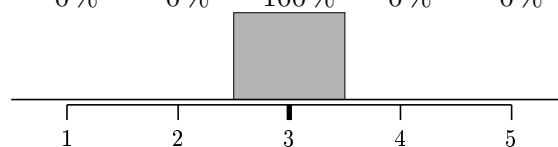
Too big – Too small

0% 0% 100% 0% 0%

Answers: 14

Mean: 3.0

Standard-Deviation: 0.0



4.1.6 Usually I thought the exercises were...

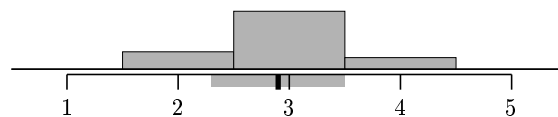
Too difficult – Very easy

0% 20% 67% 13% 0%

Answers: 15

Mean: 2.9

Standard-Deviation: 0.6



5 Exercise Class Evaluation

5.1 Please rate the exercise class you visited.

5.1.1 Has the tutor been available for questions outside of the tutorial?

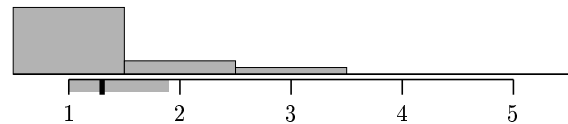
Always – Never

77 % 15 % 8 % 0 % 0 %

Answers: 13

Mean: 1.3

Standard-Deviation: 0.6



5.1.2 Could you understand your tutor's corrections and gradings?

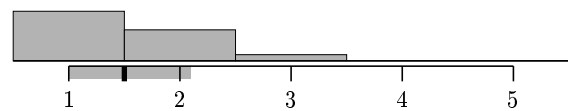
Always – Never

57 % 36 % 7 % 0 % 0 %

Answers: 14

Mean: 1.5

Standard-Deviation: 0.6



5.1.3 Did the tutor manage to handle all the relevant content in the exercise class?

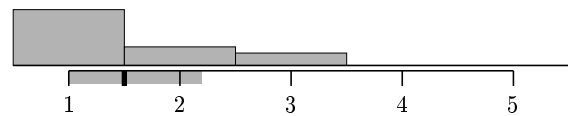
Always – Never

64 % 21 % 14 % 0 % 0 %

Answers: 14

Mean: 1.5

Standard-Deviation: 0.7



5.1.4 Would you recommend visiting this exercise class?

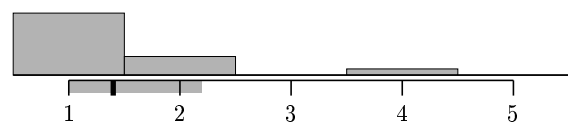
Yes – No

71 % 21 % 0 % 7 % 0 %

Answers: 14







Mean: 1.4

Standard-Deviation: 0.8



6 Comprehensive Rating

6.1 Please give an overall rating of the course on a scale from excellent (1) to very poor (6).

excellent (1)	33%	
good (2)	60%	
satisfactory (3)	7%	
adequate (4)	0%	
poor (5)	0%	
very poor (6)	0%	

7 Free Text Comments

7.1 Which aspects of the course did you like?

Good overview

-
- Very interesting topics illustrated by very useful slides
 - the tutor was very good

-slides were very helpful for the exercises

7.2 What could be improved?

less general topics in the last 3 lectures

-
- announce exam date earlier
 - try to avoid 2 exams on one day

- Spend more time on Computer vision and less time on probability theory

Tasks on exercise sheet could be formulated better. It was not always clear what to do and which answer would be enough.

better explanation of work background

7.3 You can leave remarks and further feedback here.