

Video Analytics – Prof. Dr. Jürgen Gall

Lecture Survey – Fachschaft Informatik

November 8, 2017

1 Lecture Evaluation

1.1 Please rate the lecture's concept.

1.1.1 How often did you attend the lecture?

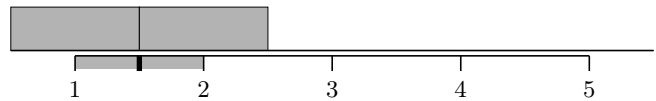
Always – Never

50% 50% 0% 0% 0%

Answers: 4

Mean: 1.5

Standard-Deviation: 0.5



1.1.2 Did the lecture appear to be clearly structured to you?

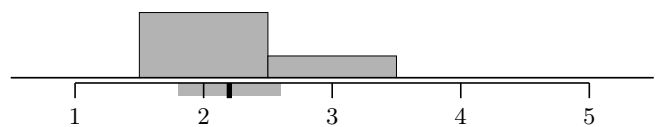
Yes – No

0% 75% 25% 0% 0%

Answers: 4

Mean: 2.2

Standard-Deviation: 0.4



1.1.3 Have topics been illustrated by sensible examples?

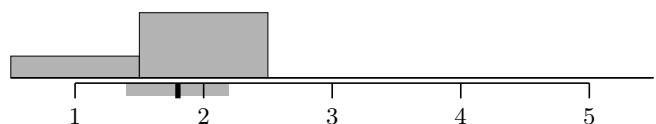
Always – Never

25% 75% 0% 0% 0%

Answers: 4

Mean: 1.8

Standard-Deviation: 0.4



1.1.4 Were the slides/lecture notes helpful?

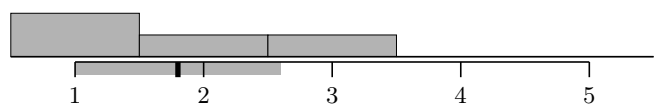
Very helpful – Not helpful

50% 25% 25% 0% 0%

Answers: 4

Mean: 1.8

Standard-Deviation: 0.8



1.1.5 Have the topics been explained extensively enough?

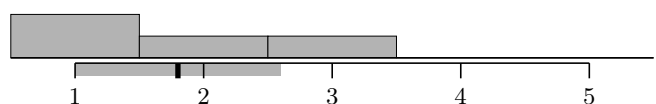
Always – Never

50% 25% 25% 0% 0%

Answers: 4

Mean: 1.8

Standard-Deviation: 0.8



2 Lecturer Evaluation

2.1 Please rate Prof. Dr. Jürgen Gall.

2.1.1 How much of the content do you understand during the lecture?

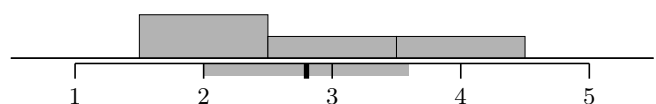
Everything – Nothing

0% 50% 25% 25% 0%

Answers: 4

Mean: 2.8

Standard-Deviation: 0.8



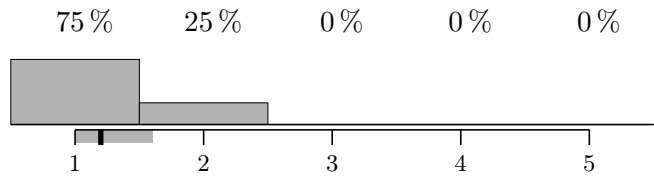
2.1.2 Did the lecturer answer your questions profoundly?

Always – Never

Answers: 4

Mean: 1.2

Standard-Deviation: 0.4



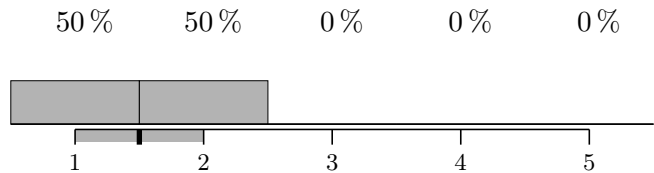
2.1.3 Was the lecturer available for questions outside of the lecture?

Always – Never

Answers: 4

Mean: 1.5

Standard-Deviation: 0.5



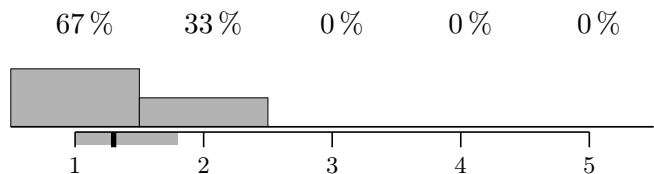
2.1.4 Could you understand the lecturer acoustically?

Very well – Not at all

Answers: 3

Mean: 1.3

Standard-Deviation: 0.5



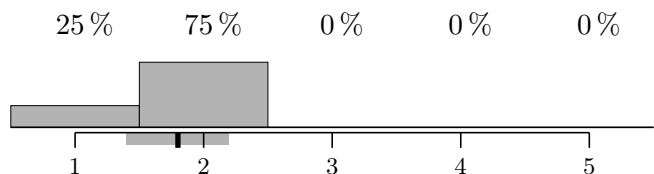
2.1.5 The speed of proceeding was...

Too fast – Too slow

Answers: 4

Mean: 1.8

Standard-Deviation: 0.4



3 Module Evaluation

3.1 Please rate the module as a whole.

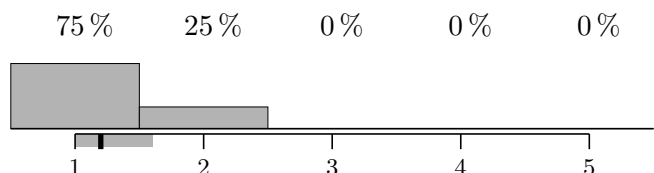
3.1.1 Did the course teach you helpful knowledge and abilities that will be useful in later work life?

Much – Nothing

Answers: 4

Mean: 1.2

Standard-Deviation: 0.4



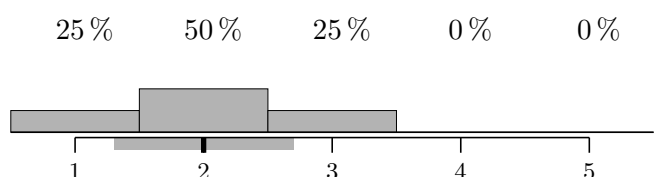
3.1.2 Do the obligatory course achievements support successful completion of the module?

Yes – No

Answers: 4

Mean: 2.0

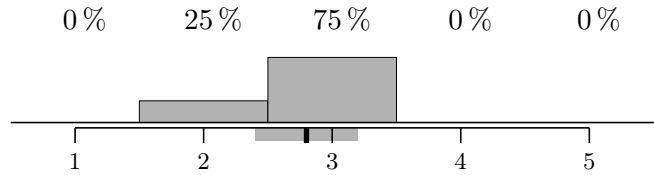
Standard-Deviation: 0.7



3.1.3 Do you think the obligatory course achievements are adequate?

Yes – No

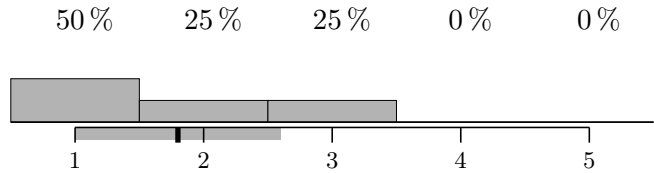
Answers: 4
 Mean: 2.8
 Standard-Deviation: 0.4



3.1.4 Did your interest in this module's field of study change?

Strongly inc. – Strongly dec.

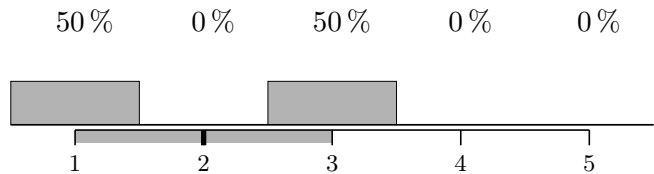
Answers: 4
 Mean: 1.8
 Standard-Deviation: 0.8



3.1.5 Would you recommend taking this module to your best friend?

Yes – No

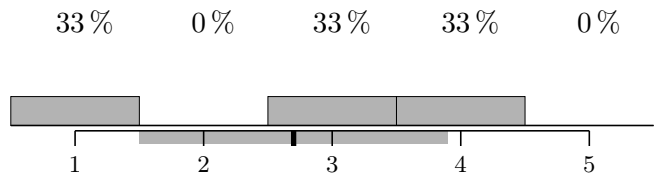
Answers: 4
 Mean: 2.0
 Standard-Deviation: 1.0




3.1.6 In relation to the number of credit points awarded, is the amount of work to be done justified?

Too high – Too low

Answers: 3
 Mean: 2.7
 Standard-Deviation: 1.2



3.2 How much time did you spend on this module every week, including lecture, exercises, exercise tasks. . . ?



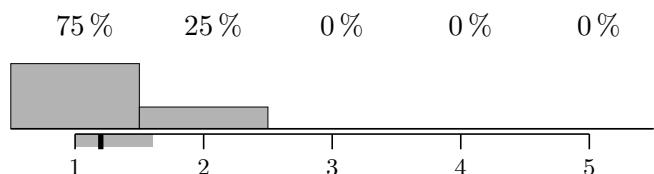
4 Exercise Evaluation

4.1 Please rate the quality of the exercises that accompanied the lecture.

4.1.1 How often did you attend the exercise class?

Always – Never

Answers: 4
 Mean: 1.2
 Standard-Deviation: 0.4



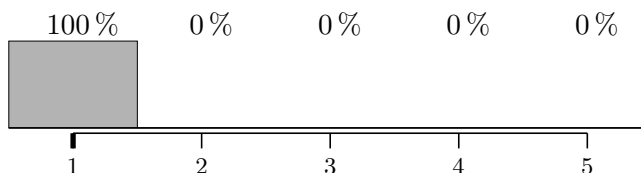
4.1.2 Have the exercise sheets been available on time?

Always – Never

Answers: 4

Mean: 1.0

Standard-Deviation: 0.0



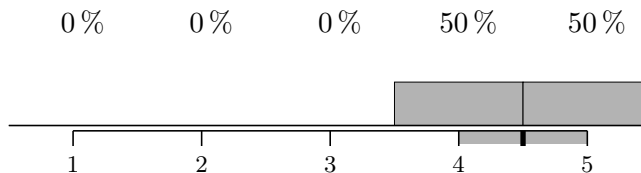
4.1.3 The difficulty of the exercise sheets varied...

Not at all – Greatly

Answers: 4

Mean: 4.5

Standard-Deviation: 0.5



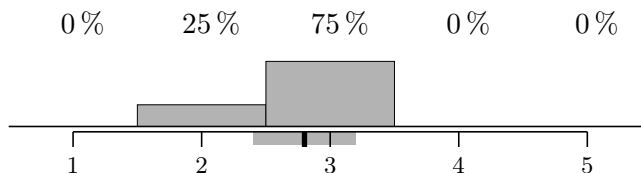
4.1.4 Did the contents of the exercises match the current contents of the lecture?

Lecture far ahead – Lecture far behind

Answers: 4

Mean: 2.8

Standard-Deviation: 0.4



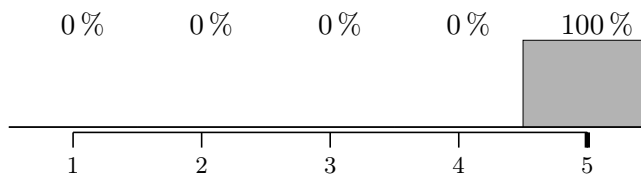
4.1.5 Judge the size of your exercise group!

Too big – Too small

Answers: 2

Mean: 5.0

Standard-Deviation: 0.0



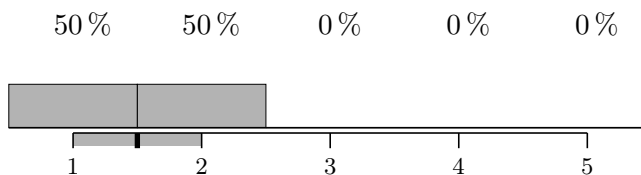
4.1.6 Usually I thought the exercises were...

Too difficult – Very easy

Answers: 4

Mean: 1.5

Standard-Deviation: 0.5



5 Exercise Class Evaluation

5.1 Please rate the exercise class you visited.

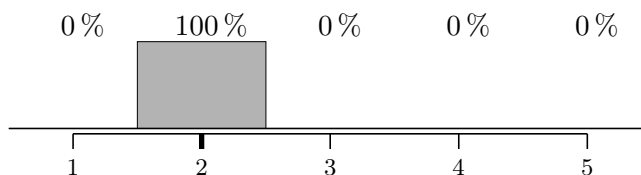
5.1.1 Has the tutor been available for questions outside of the tutorial?

Always – Never

Answers: 4

Mean: 2.0

Standard-Deviation: 0.0



5.1.2 Could you understand your tutor's corrections and gradings?

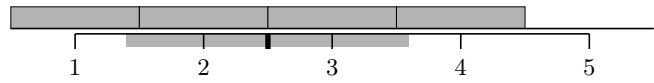
Always – Never

25% 25% 25% 25% 0%

Answers: 4

Mean: 2.5

Standard-Deviation: 1.1



5.1.3 Did the tutor manage to handle all the relevant content in the exercise class?

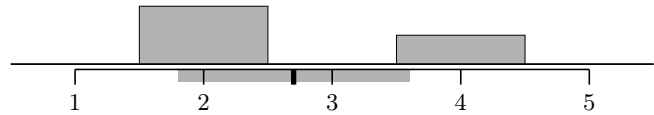
Always – Never

0% 67% 0% 33% 0%

Answers: 3

Mean: 2.7

Standard-Deviation: 0.9



5.1.4 Would you recommend visiting this exercise class?

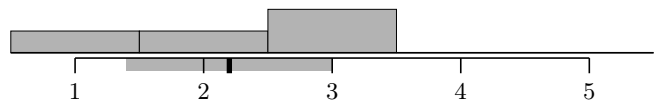
Yes – No

25% 25% 50% 0% 0%

Answers: 4


Mean: 2.2

Standard-Deviation: 0.8



6 Comprehensive Rating

6.1 Please give an overall rating of the course on a scale from excellent (1) to very poor (6).



7 Free Text Comments

7.1 Which aspects of the course did you like?

Cutting Edge

Handling newest papers/research

I could learn state of the art of the field. ~~Most of the approaches included the~~

7.2 What could be improved?

Framework for exercises should be a popular industry framework

- Less tables / comparison
- exercise 5 should have been exercise 3 to familiarize oneself with the Un framework

The framework, which was supposed to be used for assignments, was totally unfamiliar to students and undocumented on the web. I think the framework for assignments should be exchanged with more common library

- Documentation for framework
- Allow work in group for Exercise
- divide exercise into (10) sheets instead of (5)

7.3 You can leave remarks and further feedback here.

Lecturers' Questionnaire

This part contains data provided by the lecturers.

1 Lecture metadata

| | |
|---|---|
| Number of students in the lecture at the beginning of the semester | 7 |
| Number of students in the lecture at the end of the semester | 5 |
| Number of students participating in the exercise classes at the beginning of the semester | 7 |
| Number of students participating in the exercise classes at the end of the semester | 5 |
| Number of students that have registered for the exam | 5 |

2 Exercise classes

| | |
|--|---|
| Number of exercise classes | 1 |
| Average number of students per exercise class at the end of the semester | 5 |

The students have been assigned to an exercise class in the following way:

Not applicable: There is only one exercise class.

3 Helpful stuff

There has been **no** test exam.

Sample solutions for exercise tasks have **not** been distributed.

4 Free text comments

4.1 In your opinion, what aspects of the module worked well this semester?

-

4.2 What would you change if you were to offer this module again and why?

The framework for the exercise needs a better documentation

4.3 In case there have been obligatory course achievements: Please judge on their effectivity regarding the learning success of the students.

Get in touch with the state-of-the-art in this field.

4.4 Further remarks

-