

Temporal Information Systems – Prof. Dr. Rainer Manthey

Lecture Survey – Fachschaft Informatik

November 8, 2017

1 Lecture Evaluation

1.1 Please rate the lecture's concept.

1.1.1 How often did you attend the lecture?

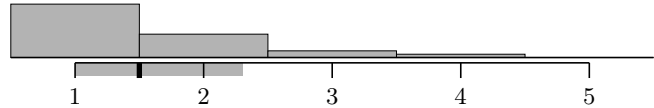
Always – Never

62% 27% 8% 4% 0%

Answers: 26

Mean: 1.5

Standard-Deviation: 0.8



1.1.2 Did the lecture appear to be clearly structured to you?

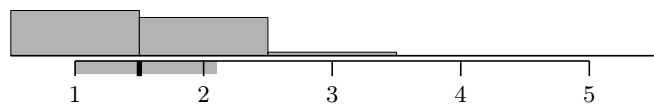
Yes – No

52% 44% 4% 0% 0%

Answers: 25

Mean: 1.5

Standard-Deviation: 0.6



1.1.3 Have topics been illustrated by sensible examples?

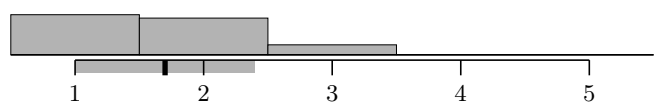
Always – Never

46% 42% 12% 0% 0%

Answers: 26

Mean: 1.7

Standard-Deviation: 0.7



1.1.4 Were the slides/lecture notes helpful?

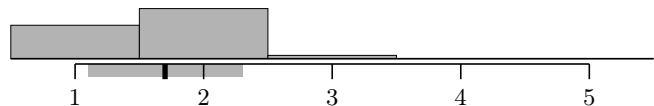
Very helpful – Not helpful

38% 58% 4% 0% 0%

Answers: 26

Mean: 1.7

Standard-Deviation: 0.6



1.1.5 Have the topics been explained extensively enough?

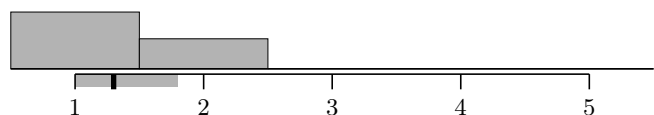
Always – Never

65% 35% 0% 0% 0%

Answers: 26

Mean: 1.3

Standard-Deviation: 0.5



2 Lecturer Evaluation

2.1 Please rate Prof. Dr. Rainer Manthey.

2.1.1 How much of the content do you understand during the lecture?

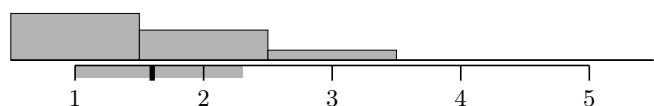
Everything – Nothing

54% 35% 12% 0% 0%

Answers: 26

Mean: 1.6

Standard-Deviation: 0.7



2.1.2 Did the lecturer answer your questions profoundly?

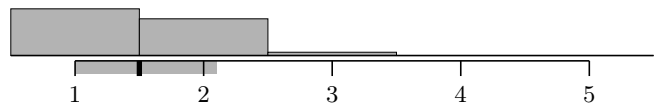
Always – Never

54% 42% 4% 0% 0%

Answers: 26

Mean: 1.5

Standard-Deviation: 0.6



2.1.3 Was the lecturer available for questions outside of the lecture?

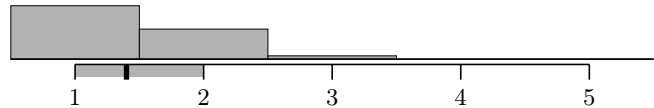
Always – Never

62% 35% 4% 0% 0%

Answers: 26

Mean: 1.4

Standard-Deviation: 0.6



2.1.4 Could you understand the lecturer acoustically?

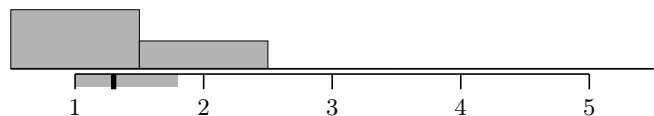
Very well – Not at all

68% 32% 0% 0% 0%

Answers: 25

Mean: 1.3

Standard-Deviation: 0.5



2.1.5 The speed of proceeding was...

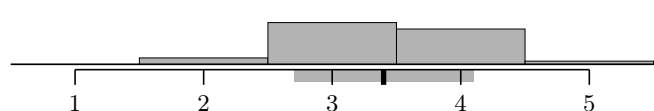
Too fast – Too slow

0% 7% 48% 41% 4%

Answers: 27

Mean: 3.4

Standard-Deviation: 0.7



3 Module Evaluation

3.1 Please rate the module as a whole.

3.1.1 Did the course teach you helpful knowledge and abilities that will be useful in later work life?

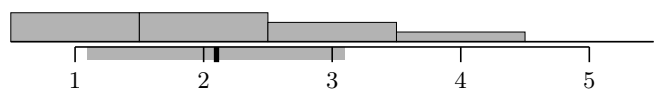
Much – Nothing

33% 33% 22% 11% 0%

Answers: 27

Mean: 2.1

Standard-Deviation: 1.0



3.1.2 Do the obligatory course achievements support successful completion of the module?

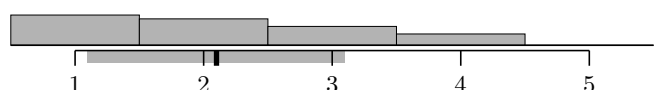
Yes – No

35% 30% 22% 13% 0%

Answers: 23

Mean: 2.1

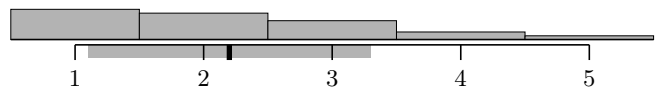
Standard-Deviation: 1.0



3.1.3 Do you think the obligatory course achievements are adequate?

Yes – No 35% 30% 22% 9% 4%

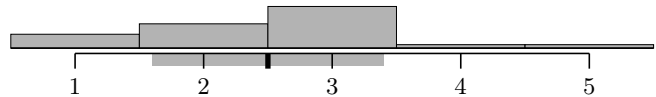
Answers: 23
 Mean: 2.2
 Standard-Deviation: 1.1



3.1.4 Did your interest in this module's field of study change?

Strongly inc. – Strongly dec. 16% 28% 48% 4% 4%

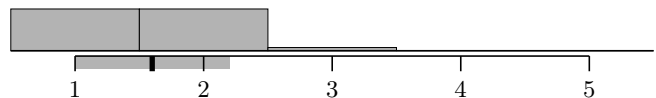
Answers: 25
 Mean: 2.5
 Standard-Deviation: 0.9



3.1.5 Would you recommend taking this module to your best friend?

Yes – No 48% 48% 4% 0% 0%

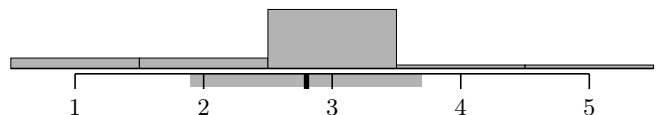
Answers: 27
 Mean: 1.6
 Standard-Deviation: 0.6




3.1.6 In relation to the number of credit points awarded, is the amount of work to be done justified?

Too high – Too low 12% 12% 68% 4% 4%

Answers: 25
 Mean: 2.8
 Standard-Deviation: 0.9



3.2 How much time did you spend on this module every week, including lecture, exercises, exercise tasks. . . ?



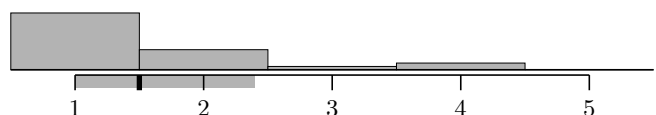
4 Exercise Evaluation

4.1 Please rate the quality of the exercises that accompanied the lecture.

4.1.1 How often did you attend the exercise class?

Always – Never 65% 23% 4% 8% 0%

Answers: 26
 Mean: 1.5
 Standard-Deviation: 0.9



4.1.2 Have the exercise sheets been available on time?

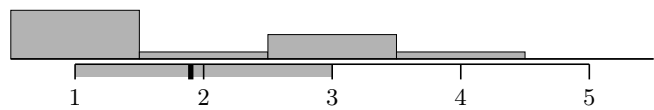
Always – Never

56 % 8 % 28 % 8 % 0 %

Answers: 25

Mean: 1.9

Standard-Deviation: 1.1



4.1.3 The difficulty of the exercise sheets varied...

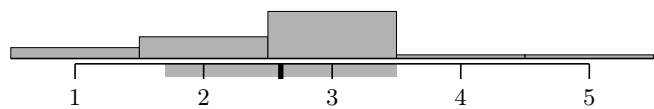
Not at all – Greatly

13 % 25 % 54 % 4 % 4 %

Answers: 24

Mean: 2.6

Standard-Deviation: 0.9



4.1.4 Did the contents of the exercises match the current contents of the lecture?

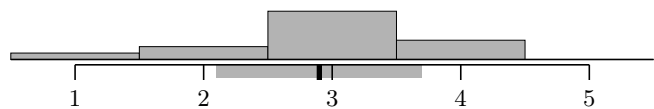
Lecture far ahead – Lecture far behind

7 % 15 % 56 % 22 % 0 %

Answers: 27

Mean: 2.9

Standard-Deviation: 0.8



4.1.5 Judge the size of your exercise group!

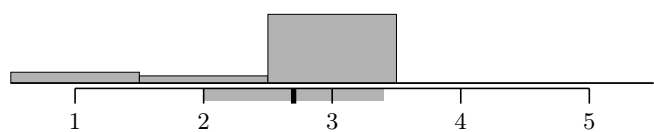
Too big – Too small

13 % 8 % 79 % 0 % 0 %

Answers: 24

Mean: 2.7

Standard-Deviation: 0.7



4.1.6 Usually I thought the exercises were...

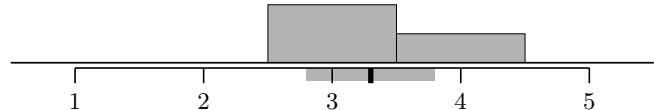
Too difficult – Very easy

0 % 0 % 67 % 33 % 0 %

Answers: 27

Mean: 3.3

Standard-Deviation: 0.5



5 Exercise Class Evaluation

5.1 Please rate the exercise class you visited.

5.1.1 Has the tutor been available for questions outside of the tutorial?

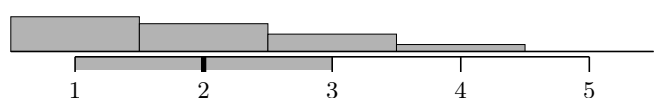
Always – Never

40 % 32 % 20 % 8 % 0 %

Answers: 25

Mean: 2.0

Standard-Deviation: 1.0



5.1.2 Could you understand your tutor's corrections and gradings?

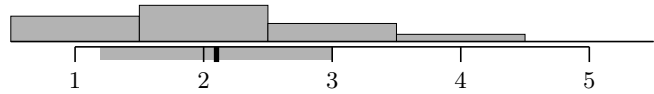
Always – Never

29% 42% 21% 8% 0%

Answers: 24

Mean: 2.1

Standard-Deviation: 0.9



5.1.3 Did the tutor manage to handle all the relevant content in the exercise class?

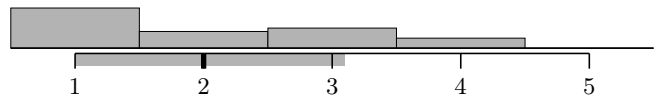
Always – Never

46% 19% 23% 12% 0%

Answers: 26

Mean: 2.0

Standard-Deviation: 1.1



5.1.4 Would you recommend visiting this exercise class?

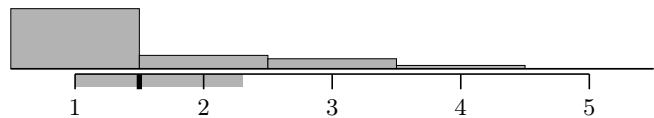
Yes – No

69% 15% 12% 4% 0%

Answers: 26

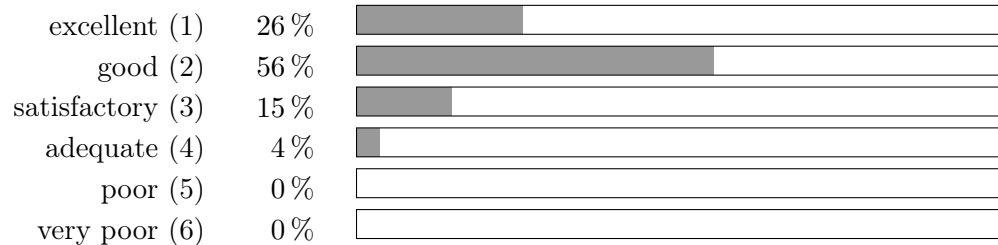
Mean: 1.5

Standard-Deviation: 0.8



6 Comprehensive Rating

6.1 Please give an overall rating of the course on a scale from excellent (1) to very poor (6).



7 Free Text Comments

7.1 Which aspects of the course did you like?

well structured.

I like everything about this course.

The teacher is teaching very nicely and i love his course

The professor did everything in lectures very well.

-
- Good examples
 - most topics are well described on the slides

7.2 What could be improved?

Some parts were boring and have a lot of duplicates in them

Break between lecture and exercise to long

Proper exam practice questions

I think the contents of the slide would be written simpler. I recommend using not very complicated & complex sentences at the slides. Some sentences have been twisted to express the simple concept.

the tutor of exercise should be more dear about the content and understand the tasks more.

- Too much discussion of each slide. Leads to fatigue!
 - Prof. is far behind his lecture schedule.
-

7.3 You can leave remarks and further feedback here.

Great course

Thank you for the great course!

Good lecture and very good professor!

Lecturers' Questionnaire

This part contains data provided by the lecturers.

1 Lecture metadata

Number of students in the lecture at the beginning of the semester	50
Number of students in the lecture at the end of the semester	35
Number of students participating in the exercise classes at the beginning of the semester	50
Number of students participating in the exercise classes at the end of the semester	1750
Number of students that have registered for the exam	140

2 Exercise classes

Number of exercise classes	8
Average number of students per exercise class at the end of the semester	40

The students have been assigned to an exercise class in the following way:

Tutorienvergabesystem (TVS)

3 Helpful stuff

There has been a text exam.

Sample solutions for exercise tasks have been distributed.

4 Free text comments

4.1 In your opinion, what aspects of the module worked well this semester?

-

4.2 What would you change if you were to offer this module again and why?

-

4.3 In case there have been obligatory course achievements: Please judge on their effectivity regarding the learning success of the students.

-

4.4 Further remarks

-