



Randomized Algorithms and Probabilistic Analysis –
Prof. Dr. Heiko Röglin; Dr. Melanie Schmidt

Lecture Survey – Fachschaft Informatik

November 8, 2017

1 Lecture Evaluation

1.1 Please rate the lecture's concept.

1.1.1 How often did you attend the lecture?

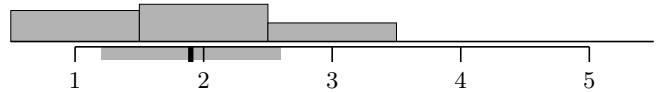
Always – Never

36% 43% 21% 0% 0%

Answers: 14

Mean: 1.9

Standard-Deviation: 0.7



1.1.2 Did the lecture appear to be clearly structured to you?

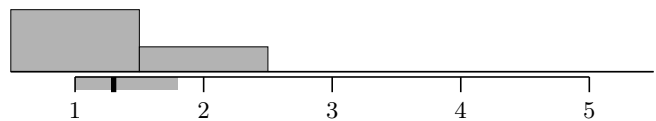
Yes – No

71% 29% 0% 0% 0%

Answers: 14

Mean: 1.3

Standard-Deviation: 0.5



1.1.3 Have topics been illustrated by sensible examples?

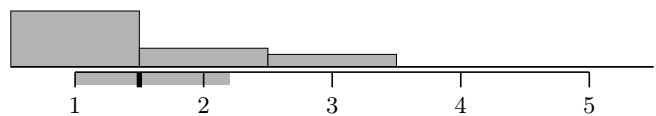
Always – Never

64% 21% 14% 0% 0%

Answers: 14

Mean: 1.5

Standard-Deviation: 0.7



1.1.4 Were the slides/lecture notes helpful?

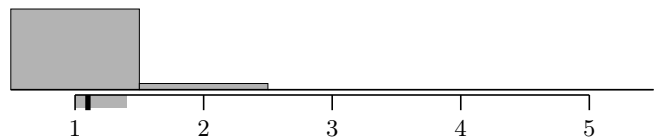
Very helpful – Not helpful

93% 7% 0% 0% 0%

Answers: 14

Mean: 1.1

Standard-Deviation: 0.3



1.1.5 Have the topics been explained extensively enough?

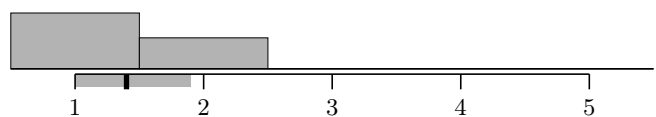
Always – Never

64% 36% 0% 0% 0%

Answers: 14

Mean: 1.4

Standard-Deviation: 0.5



2 Lecturer Evaluation

2.1 Please rate Prof. Dr. Heiko Röglin.

2.1.1 How much of the content do you understand during the lecture?


Everything – Nothing

14% 64% 14% 7% 0%

Answers: 14

Mean: 2.1

Standard-Deviation: 0.7



2.1.2 Did the lecturer answer your questions profoundly?

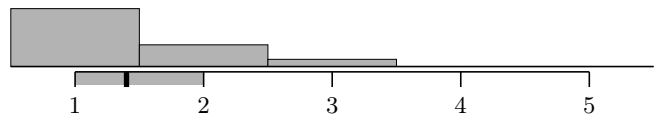
Always – Never

67% 25% 8% 0% 0%

Answers: 12

Mean: 1.4

Standard-Deviation: 0.6



2.1.3 Was the lecturer available for questions outside of the lecture?

Always – Never

38% 63% 0% 0% 0%

Answers: 8

Mean: 1.6

Standard-Deviation: 0.5



2.1.4 Could you understand the lecturer acoustically?

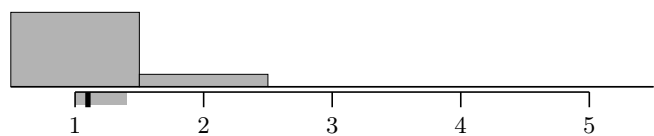
Very well – Not at all

86% 14% 0% 0% 0%

Answers: 14

Mean: 1.1

Standard-Deviation: 0.3



2.1.5 The speed of proceeding was...

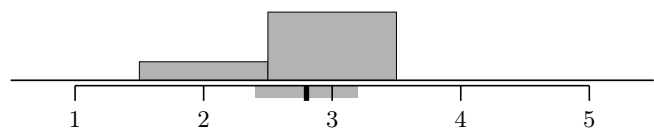
Too fast – Too slow

0% 21% 79% 0% 0%

Answers: 14

Mean: 2.8

Standard-Deviation: 0.4



2.2 Please rate Dr. Melanie Schmidt.

2.2.1 How much of the content do you understand during the lecture?

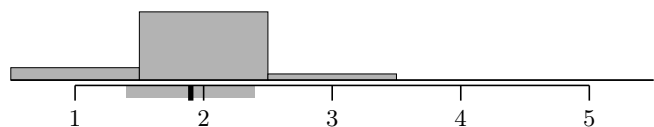
Everything – Nothing

14% 79% 7% 0% 0%

Answers: 14

Mean: 1.9

Standard-Deviation: 0.5



2.2.2 Did the lecturer answer your questions profoundly?

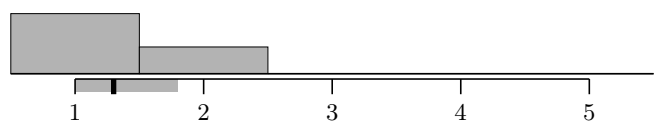
Always – Never

69% 31% 0% 0% 0%

Answers: 13

Mean: 1.3

Standard-Deviation: 0.5



2.2.3 Was the lecturer available for questions outside of the lecture?

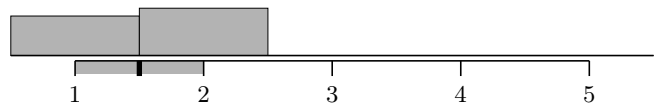
Always – Never

46% 54% 0% 0% 0%

Answers: 11

Mean: 1.5

Standard-Deviation: 0.5



2.2.4 Could you understand the lecturer acoustically?

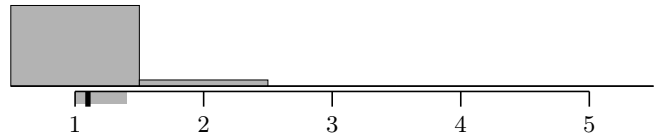
Very well – Not at all

93% 7% 0% 0% 0%

Answers: 14

Mean: 1.1

Standard-Deviation: 0.3



2.2.5 The speed of proceeding was...

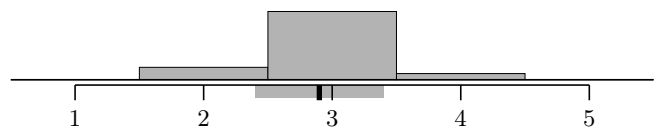
Too fast – Too slow

0% 14% 79% 7% 0%

Answers: 14

Mean: 2.9

Standard-Deviation: 0.5



3 Module Evaluation

3.1 Please rate the module as a whole.

3.1.1 Did the course teach you helpful knowledge and abilities that will be useful in later work life?

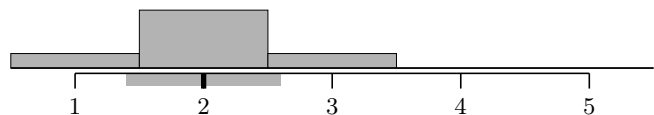
Much – Nothing

17% 67% 17% 0% 0%

Answers: 12

Mean: 2.0

Standard-Deviation: 0.6



3.1.2 Do the obligatory course achievements support successful completion of the module?

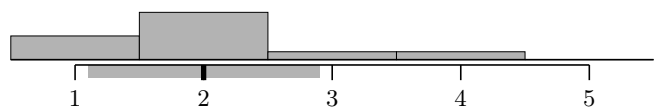
Yes – No

27% 54% 9% 9% 0%

Answers: 11

Mean: 2.0

Standard-Deviation: 0.9



3.1.3 Do you think the obligatory course achievements are adequate?

Yes – No

27% 27% 36% 9% 0%

Answers: 11

Mean: 2.3

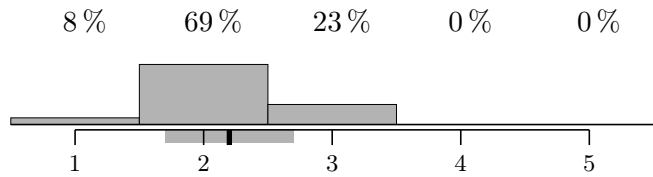
Standard-Deviation: 1.0



3.1.4 Did your interest in this module's field of study change?

Strongly inc. – Strongly dec.

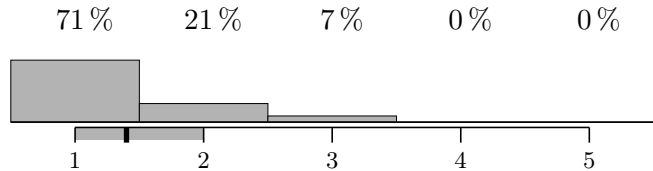
Answers: 13
 Mean: 2.2
 Standard-Deviation: 0.5



3.1.5 Would you recommend taking this module to your best friend?

Yes – No

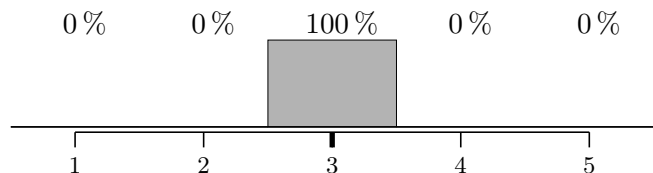
Answers: 14
 Mean: 1.4
 Standard-Deviation: 0.6



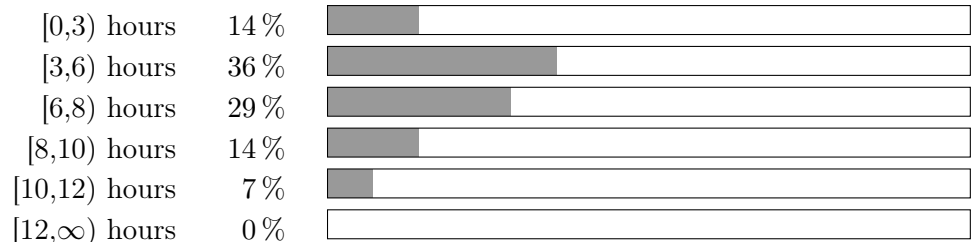
3.1.6 In relation to the number of credit points awarded, is the amount of work to be done justified?

Too high – Too low

Answers: 13
 Mean: 3.0
 Standard-Deviation: 0.0



3.2 How much time did you spend on this module every week, including lecture, exercises, exercise tasks...?



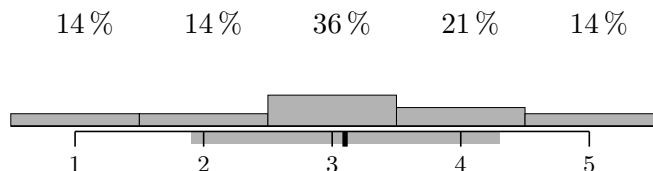
4 Exercise Evaluation

4.1 Please rate the quality of the exercises that accompanied the lecture.

4.1.1 How often did you attend the exercise class?

Always – Never

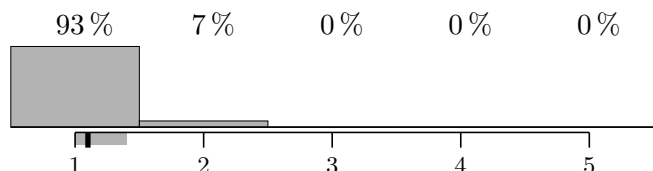
Answers: 14
 Mean: 3.1
 Standard-Deviation: 1.2



4.1.2 Have the exercise sheets been available on time?

Always – Never

Answers: 14
 Mean: 1.1
 Standard-Deviation: 0.3



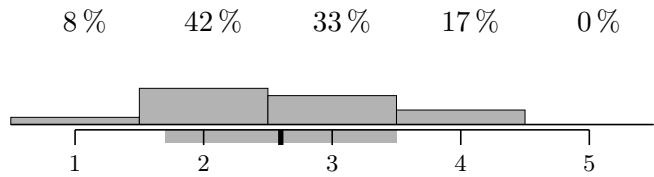
4.1.3 The difficulty of the exercise sheets varied...

Not at all – Greatly

Answers: 12

Mean: 2.6

Standard-Deviation: 0.9



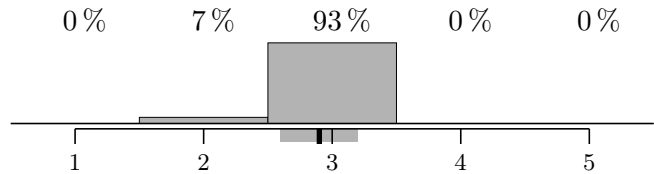
4.1.4 Did the contents of the exercises match the current contents of the lecture?

Lecture far ahead – Lecture far behind

Answers: 14

Mean: 2.9

Standard-Deviation: 0.3



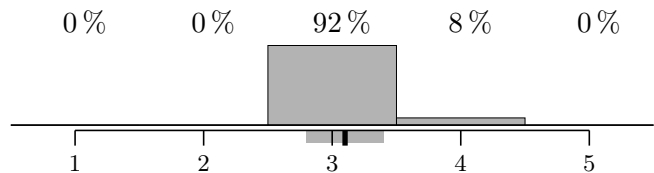
4.1.5 Judge the size of your exercise group!

Too big – Too small

Answers: 12

Mean: 3.1

Standard-Deviation: 0.3



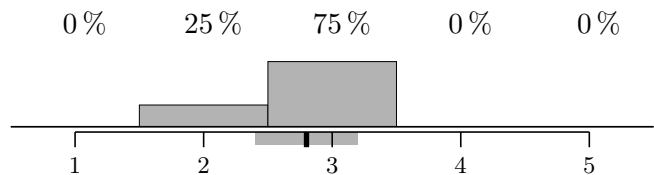
4.1.6 Usually I thought the exercises were...

Too difficult – Very easy

Answers: 12

Mean: 2.8

Standard-Deviation: 0.4



5 Exercise Class Evaluation

5.1 Please rate the exercise class you visited.

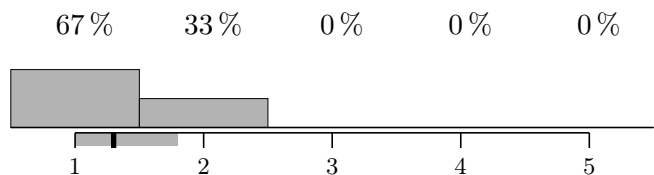
5.1.1 Has the tutor been available for questions outside of the tutorial?

Always – Never

Answers: 12

Mean: 1.3

Standard-Deviation: 0.5



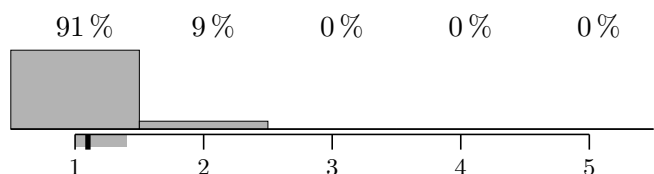
5.1.2 Could you understand your tutor's corrections and gradings?

Always – Never

Answers: 11

Mean: 1.1

Standard-Deviation: 0.3



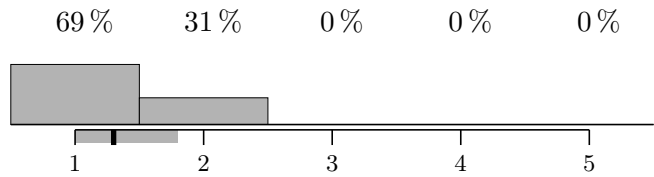
5.1.3 Did the tutor manage to handle all the relevant content in the exercise class?

Always – Never

Answers: 13

Mean: 1.3

Standard-Deviation: 0.5



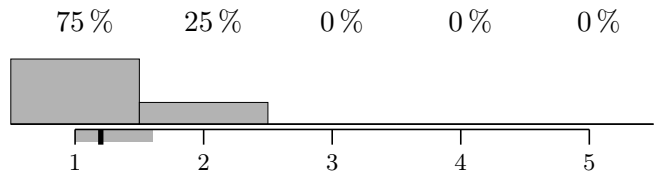
5.1.4 Would you recommend visiting this exercise class?

Yes – No

Answers: 12

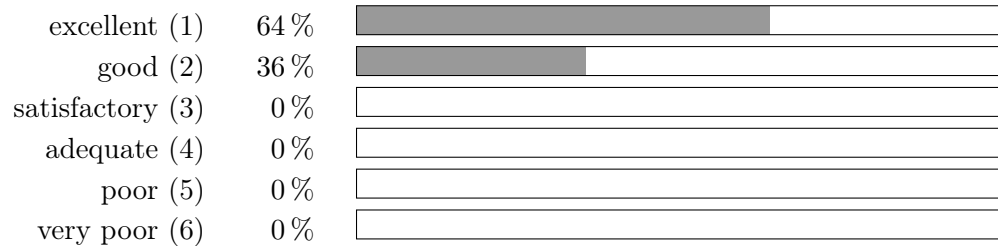
Mean: 1.2

Standard-Deviation: 0.4



6 Comprehensive Rating

6.1 Please give an overall rating of the course on a scale from excellent (1) to very poor (6).



7 Free Text Comments

7.1 Which aspects of the course did you like?

The written script, no mandatory exercises, solutions to exercises.

The both lecturer explain everything very well and provide relevant examples.

The lectures and the script are well made and easy to follow.

Complete script, good lecture

- Very motivated lecturers
 - well written script
-

lecture

7.2 What could be improved?

7.3 You can leave remarks and further feedback here.

Fragebogen für Lehrende

Die Daten aus diesem Teil stammen von den Lehrenden.

1 Vorlesungsdaten

Anzahl Studierender in der Vorlesung zu Beginn des Semesters	25
Anzahl Studierender in der Vorlesung zum Ende des Semesters	15
Anzahl Studierender in den Übungen zu Beginn des Semesters	15
Anzahl Studierender in den Übungen zum Ende des Semesters	8
Zahl der Klausuranmeldungen	32

2 Übungsbetrieb

Anzahl der Übungsgruppen	2
Durchschnittliche Gruppengröße zum Ende des Semesters	4

Die Übungsgruppen wurden wie folgt eingeteilt:

Sonstiges: freie Wahl der Übungsgruppe

3 Hilfreiches

Eine Probeklausur wurde nicht angeboten.

Musterlösungen für Übungsaufgaben wurden angeboten.

4 Freitextfelder

4.1 Was hat Ihrer Ansicht nach bei der Durchführung des Moduls gut funktioniert?

-

4.2 Was würden Sie beim nächsten Mal anders machen und weshalb?

-

4.3 Falls Studienleistungen verlangt wurden: Wie bewerten Sie deren Wirksamkeit bezüglich des Lernerfolgs?

Keine Studienleistungen

4.4 Weitere Anmerkungen

-