

Intelligent Learning and Analysis Systems: Data Mining  
and Knowledge Discovery – Prof. Dr. Stefan Wrobel; Dr.  
Tamas Horvath

Lecture Survey – Fachschaft Informatik

November 8, 2017

## 1 Lecture Evaluation

### 1.1 Please rate the lecture's concept.

#### 1.1.1 How often did you attend the lecture?

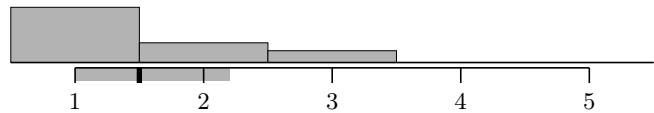
Always – Never

64% 23% 14% 0% 0%

Answers: 22

Mean: 1.5

Standard-Deviation: 0.7



#### 1.1.2 Did the lecture appear to be clearly structured to you?

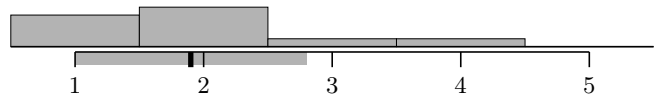
Yes – No

36% 46% 9% 9% 0%

Answers: 22

Mean: 1.9

Standard-Deviation: 0.9



#### 1.1.3 Have topics been illustrated by sensible examples?

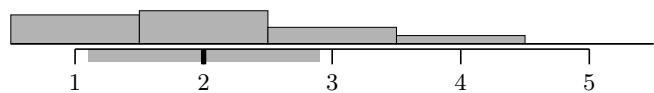
Always – Never

33% 38% 19% 10% 0%

Answers: 21

Mean: 2.0

Standard-Deviation: 0.9



#### 1.1.4 Were the slides/lecture notes helpful?

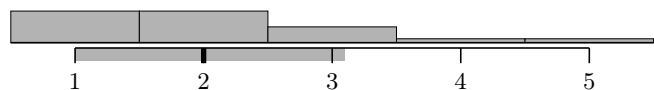
Very helpful – Not helpful

36% 36% 18% 4% 4%

Answers: 22

Mean: 2.0

Standard-Deviation: 1.1



#### 1.1.5 Have the topics been explained extensively enough?

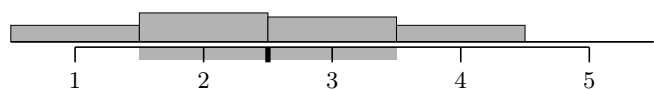
Always – Never

19% 33% 29% 19% 0%

Answers: 21

Mean: 2.5

Standard-Deviation: 1.0



## 2 Lecturer Evaluation

### 2.1 Please rate Prof. Dr. Stefan Wrobel.

#### 2.1.1 How much of the content do you understand during the lecture?

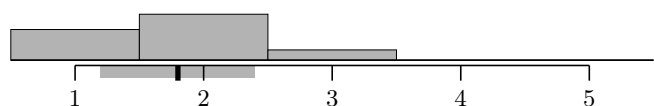
Everything – Nothing

35% 53% 12% 0% 0%

Answers: 17

Mean: 1.8

Standard-Deviation: 0.6



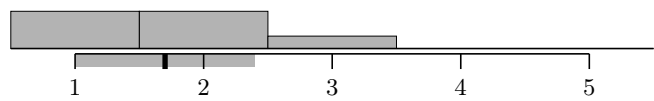
### 2.1.2 Did the lecturer answer your questions profoundly?

Always – Never 43% 43% 14% 0% 0%

Answers: 14

Mean: 1.7

Standard-Deviation: 0.7



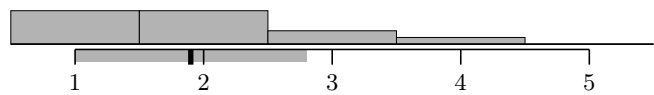
### 2.1.3 Was the lecturer available for questions outside of the lecture?

Always – Never 38% 38% 15% 8% 0%

Answers: 13

Mean: 1.9

Standard-Deviation: 0.9



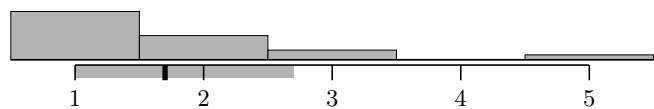
### 2.1.4 Could you understand the lecturer acoustically?

Very well – Not at all 56% 28% 11% 0% 6%

Answers: 18

Mean: 1.7

Standard-Deviation: 1.0



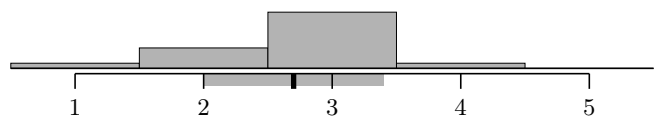
### 2.1.5 The speed of proceeding was...

Too fast – Too slow 6% 24% 65% 6% 0%

Answers: 17

Mean: 2.7

Standard-Deviation: 0.7



## 2.2 Please rate Dr. Tamas Horvath.

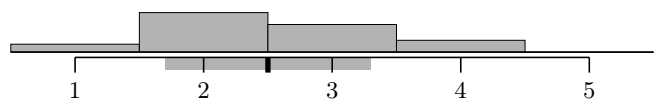
### 2.2.1 How much of the content do you understand during the lecture?

Everything – Nothing 9% 46% 32% 14% 0%

Answers: 22

Mean: 2.5

Standard-Deviation: 0.8



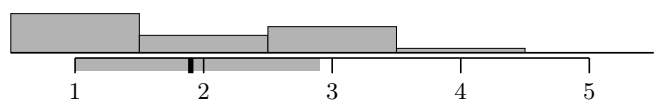
### 2.2.2 Did the lecturer answer your questions profoundly?

Always – Never 45% 20% 30% 5% 0%

Answers: 20

Mean: 1.9

Standard-Deviation: 1.0



### 2.2.3 Was the lecturer available for questions outside of the lecture?

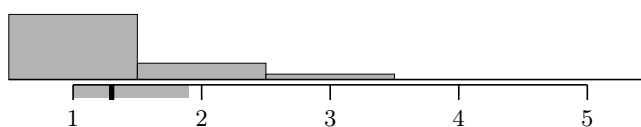
Always – Never

75% 19% 6% 0% 0%

Answers: 16

Mean: 1.3

Standard-Deviation: 0.6



### 2.2.4 Could you understand the lecturer acoustically?

Very well – Not at all

27% 23% 32% 18% 0%

Answers: 22

Mean: 2.4

Standard-Deviation: 1.1



### 2.2.5 The speed of proceeding was...


Too fast – Too slow

4% 36% 50% 9% 0%

Answers: 22

Mean: 2.6

Standard-Deviation: 0.7



## 3 Module Evaluation

### 3.1 Please rate the module as a whole.

#### 3.1.1 Did the course teach you helpful knowledge and abilities that will be useful in later work life?

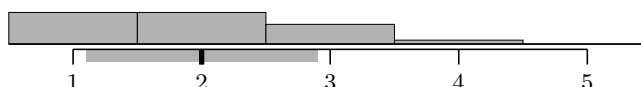
Much – Nothing

36% 36% 23% 4% 0%

Answers: 22

Mean: 2.0

Standard-Deviation: 0.9



#### 3.1.2 Do the obligatory course achievements support successful completion of the module?

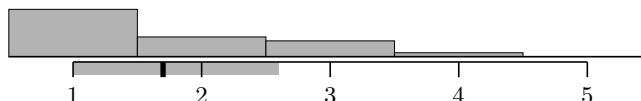
Yes – No

54% 23% 18% 4% 0%

Answers: 22

Mean: 1.7

Standard-Deviation: 0.9



#### 3.1.3 Do you think the obligatory course achievements are adequate?

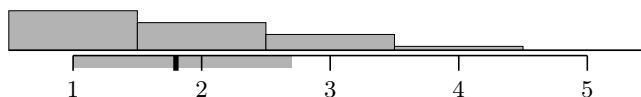
Yes – No

46% 32% 18% 4% 0%

Answers: 22

Mean: 1.8

Standard-Deviation: 0.9



### 3.1.4 Did your interest in this module's field of study change?

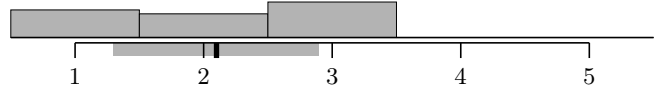
Strongly inc. – Strongly dec.

32% 27% 41% 0% 0%

Answers: 22

Mean: 2.1

Standard-Deviation: 0.8



### 3.1.5 Would you recommend taking this module to your best friend?

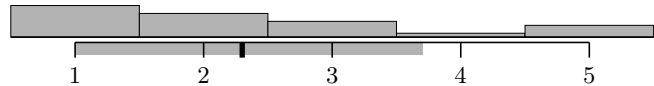
Yes – No

36% 27% 18% 4% 14%

Answers: 22

Mean: 2.3

Standard-Deviation: 1.4



### 3.1.6 In relation to the number of credit points awarded, is the amount of work to be done justified?

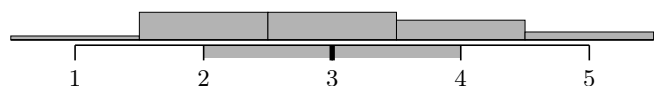
Too high – Too low

4% 32% 32% 23% 9%

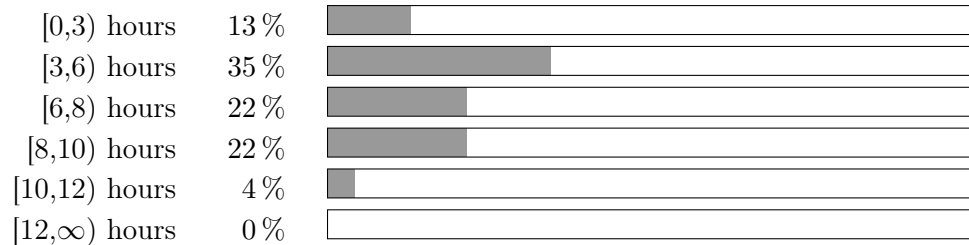
Answers: 22

Mean: 3.0

Standard-Deviation: 1.0



### 3.2 How much time did you spend on this module every week, including lecture, exercises, exercise tasks...?



## 4 Exercise Evaluation

### 4.1 Please rate the quality of the exercises that accompanied the lecture.

#### 4.1.1 How often did you attend the exercise class?

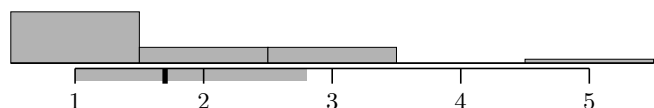
Always – Never

59% 18% 18% 0% 4%

Answers: 22

Mean: 1.7

Standard-Deviation: 1.1



#### 4.1.2 Have the exercise sheets been available on time?

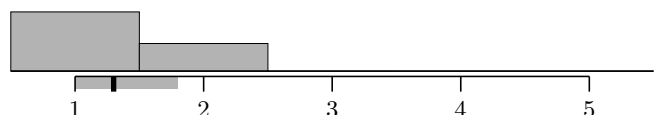
Always – Never

68% 32% 0% 0% 0%

Answers: 22

Mean: 1.3

Standard-Deviation: 0.5



### 4.1.3 The difficulty of the exercise sheets varied...

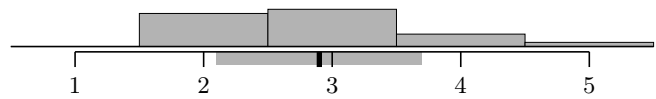
Not at all – Greatly

0% 38% 43% 14% 5%

Answers: 21

Mean: 2.9

Standard-Deviation: 0.8



### 4.1.4 Did the contents of the exercises match the current contents of the lecture?

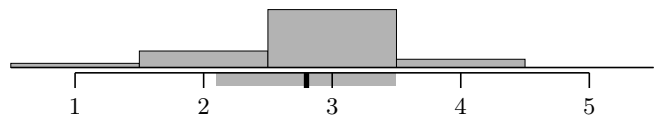
Lecture far ahead – Lecture far behind

5% 19% 67% 10% 0%

Answers: 21

Mean: 2.8

Standard-Deviation: 0.7



### 4.1.5 Judge the size of your exercise group!

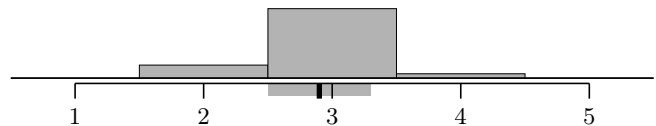
Too big – Too small

0% 15% 80% 5% 0%

Answers: 20

Mean: 2.9

Standard-Deviation: 0.4



### 4.1.6 Usually I thought the exercises were...

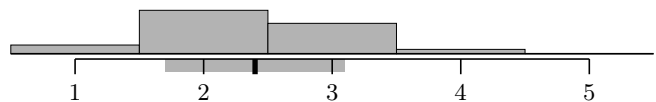
Too difficult – Very easy

10% 50% 35% 5% 0%

Answers: 20

Mean: 2.4

Standard-Deviation: 0.7



## 5 Exercise Class Evaluation

### 5.1 Please rate the exercise class you visited.

#### 5.1.1 Has the tutor been available for questions outside of the tutorial?

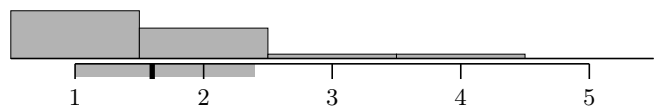
Always – Never

55% 35% 5% 5% 0%

Answers: 20

Mean: 1.6

Standard-Deviation: 0.8



#### 5.1.2 Could you understand your tutor's corrections and gradings?

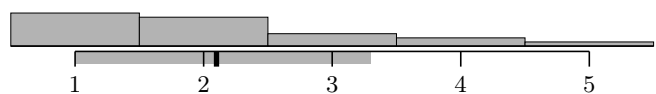
Always – Never

38% 33% 14% 10% 5%

Answers: 21

Mean: 2.1

Standard-Deviation: 1.2



### 5.1.3 Did the tutor manage to handle all the relevant content in the exercise class?

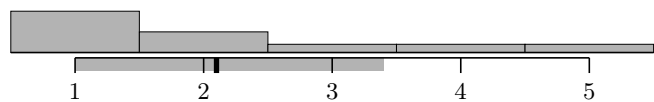
Always – Never

48 %    24 %    10 %    10 %    10 %

Answers: 21

Mean: 2.1

Standard-Deviation: 1.3



### 5.1.4 Would you recommend visiting this exercise class?

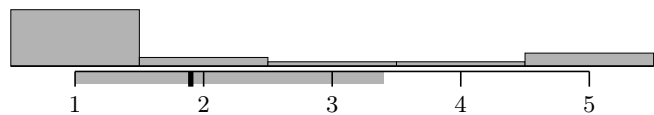
Yes – No

65 %    10 %    5 %    5 %    15 %

Answers: 20


Mean: 1.9

Standard-Deviation: 1.5



## 6 Comprehensive Rating

### 6.1 Please give an overall rating of the course on a scale from excellent (1) to very poor (6).



## 7 Free Text Comments

### 7.1 Which aspects of the course did you like?

The examples

The guest lectures were nice.

Exercise classes by Joshua and programming exercises.

Interesting and elegant methods/tricks presented in proofs of correctness of the algorithm that could be used later on.

Lots of examples

The formality

Clustering

Application related

Structure of course and amount of content

## 7.2 What could be improved?

More examples (real life)

---

Lecture on topic X should be held AFTER EXERCISE SHEET ON TOPIC X.

---

The way examples are given should at least solve harder problem, not the trivial one

---

Don't discuss that many different algorithms rather concentrate on advantages and disadvantages of few and discuss them more deeply. Less concentration on implementation more on main concepts and practical aspects.

---

More applied part in industry

---

To give more examples, before the formal proof give layman terms.

---

The lecture slides, the amount of content

---

Too many mathematical theories - these can be reduced.

---

Slides can be more descriptive: On some links to another description which one easier to understand.

---

## 7.3 You can leave remarks and further feedback here.

Many more examples are needed in the slides. Before the algorithm is shown as pseudocode, examples should be explained.

---

The exercises are tricky - simplify it.

---

Spectral Clustering was not profoundly explained (it works... but why, how, what is the motivation)  
The algorithms of closed freq. itemsets are not really explained, maybe shorten the lecture

---

TA should be a TA, not act as a professor.



# Lecturers' Questionnaire

This part contains data provided by the lecturers.

## 1 Lecture metadata

Number of students in the lecture at the beginning of the semester	50
Number of students in the lecture at the end of the semester	40
Number of students participating in the exercise classes at the beginning of the semester	50
Number of students participating in the exercise classes at the end of the semester	35
Number of students that have registered for the exam	40

## 2 Exercise classes

Number of exercise classes	2
Average number of students per exercise class at the end of the semester	20-25

The students have been assigned to an exercise class in the following way:

Assignment by the lecturer

## 3 Helpful stuff

There has been a text exam.

Sample solutions for exercise tasks have been distributed.

## 4 Free text comments

### 4.1 In your opinion, what aspects of the module worked well this semester?

-

### 4.2 What would you change if you were to offer this module again and why?

-

### 4.3 In case there have been obligatory course achievements: Please judge on their effectivity regarding the learning success of the students.

The programming exercises are important to understand the algorithms discusses in the lecture.

### 4.4 Further remarks

-