

Computer Vision II – Prof. Dr. Jürgen Gall

Lecture Survey – Fachschaft Informatik

November 8, 2017

1 Lecture Evaluation

1.1 Please rate the lecture's concept.

1.1.1 How often did you attend the lecture?

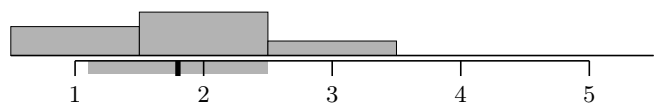
Always – Never

33% 50% 17% 0% 0%

Answers: 6

Mean: 1.8

Standard-Deviation: 0.7



1.1.2 Did the lecture appear to be clearly structured to you?

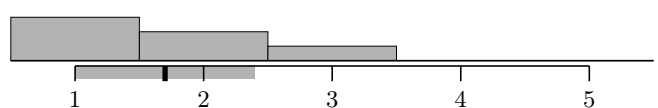
Yes – No

50% 33% 17% 0% 0%

Answers: 6

Mean: 1.7

Standard-Deviation: 0.7



1.1.3 Have topics been illustrated by sensible examples?

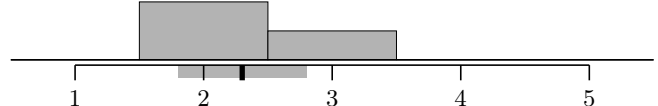
Always – Never

0% 67% 33% 0% 0%

Answers: 6

Mean: 2.3

Standard-Deviation: 0.5



1.1.4 Were the slides/lecture notes helpful?

Very helpful – Not helpful

17% 83% 0% 0% 0%

Answers: 6

Mean: 1.8

Standard-Deviation: 0.4



1.1.5 Have the topics been explained extensively enough?

Always – Never

0% 0% 100% 0% 0%

Answers: 6

Mean: 3.0

Standard-Deviation: 0.0



2 Lecturer Evaluation

2.1 Please rate Prof. Dr. Jürgen Gall.

2.1.1 How much of the content do you understand during the lecture?

Everything – Nothing

0% 17% 67% 17% 0%

Answers: 6

Mean: 3.0

Standard-Deviation: 0.6



2.1.2 Did the lecturer answer your questions profoundly?

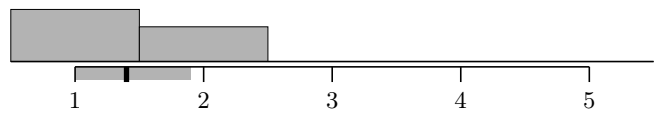
Always – Never

60% 40% 0% 0% 0%

Answers: 5

Mean: 1.4

Standard-Deviation: 0.5



2.1.3 Was the lecturer available for questions outside of the lecture?

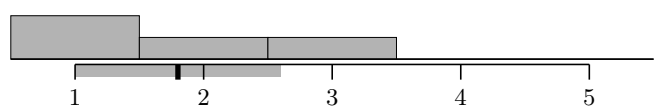
Always – Never

50% 25% 25% 0% 0%

Answers: 4

Mean: 1.8

Standard-Deviation: 0.8



2.1.4 Could you understand the lecturer acoustically?

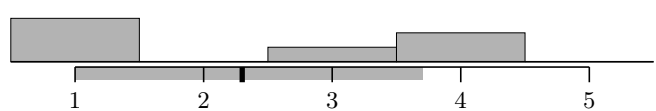
Very well – Not at all

50% 0% 17% 33% 0%

Answers: 6

Mean: 2.3

Standard-Deviation: 1.4



2.1.5 The speed of proceeding was...

Too fast – Too slow

60% 40% 0% 0% 0%

Answers: 5

Mean: 1.4

Standard-Deviation: 0.5



3 Module Evaluation

3.1 Please rate the module as a whole.

3.1.1 Did the course teach you helpful knowledge and abilities that will be useful in later work life?


Much – Nothing

100% 0% 0% 0% 0%

Answers: 6

Mean: 1.0

Standard-Deviation: 0.0



3.1.2 Do the obligatory course achievements support successful completion of the module?

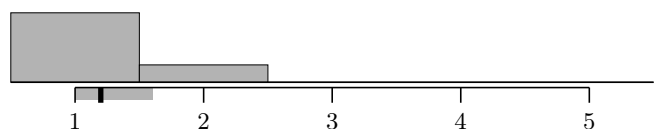
Yes – No

80% 20% 0% 0% 0%

Answers: 5

Mean: 1.2

Standard-Deviation: 0.4



3.1.3 Do you think the obligatory course achievements are adequate?

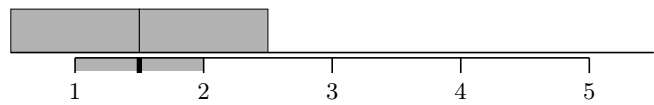
Yes – No

50% 50% 0% 0% 0%

Answers: 6

Mean: 1.5

Standard-Deviation: 0.5



3.1.4 Did your interest in this module's field of study change?

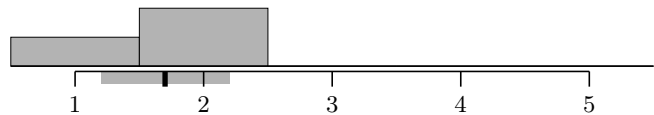
Strongly inc. – Strongly dec.

33% 67% 0% 0% 0%

Answers: 6

Mean: 1.7

Standard-Deviation: 0.5



3.1.5 Would you recommend taking this module to your best friend?

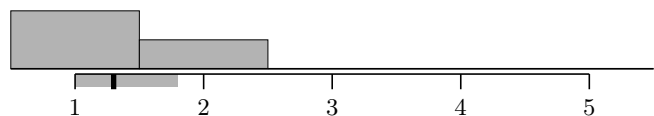
Yes – No

67% 33% 0% 0% 0%

Answers: 6

Mean: 1.3

Standard-Deviation: 0.5



3.1.6 In relation to the number of credit points awarded, is the amount of work to be done justified?

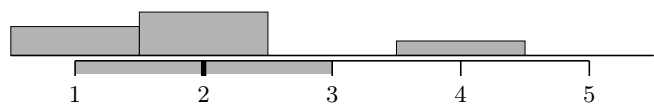
Too high – Too low

33% 50% 0% 17% 0%

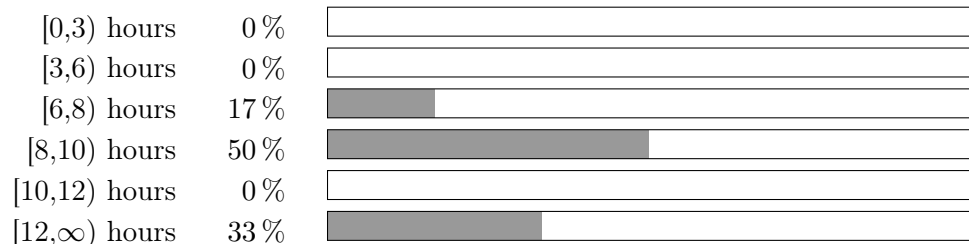
Answers: 6

Mean: 2.0

Standard-Deviation: 1.0



3.2 How much time did you spend on this module every week, including lecture, exercises, exercise tasks...?



4 Exercise Evaluation

4.1 Please rate the quality of the exercises that accompanied the lecture.

4.1.1 How often did you attend the exercise class?

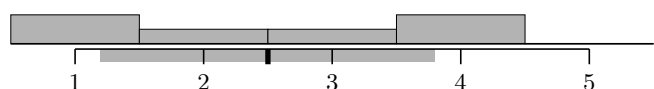
Always – Never

33% 17% 17% 33% 0%

Answers: 6

Mean: 2.5

Standard-Deviation: 1.3



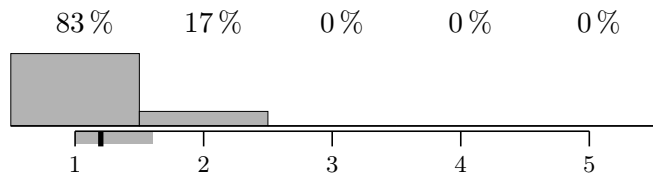
4.1.2 Have the exercise sheets been available on time?

Always – Never

Answers: 6

Mean: 1.2

Standard-Deviation: 0.4



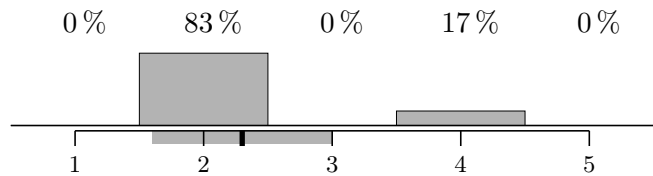
4.1.3 The difficulty of the exercise sheets varied...

Not at all – Greatly

Answers: 6

Mean: 2.3

Standard-Deviation: 0.7



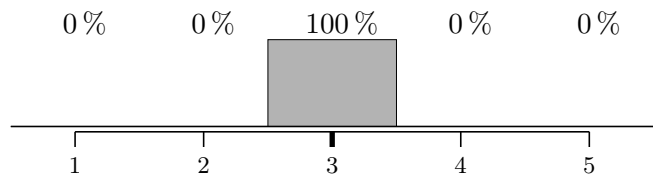
4.1.4 Did the contents of the exercises match the current contents of the lecture?

Lecture far ahead – Lecture far behind

Answers: 6

Mean: 3.0

Standard-Deviation: 0.0



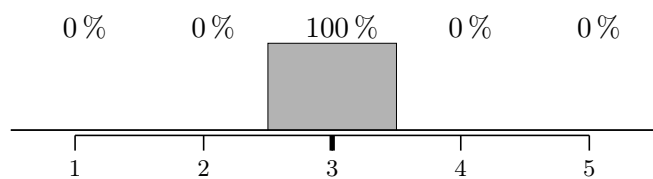
4.1.5 Judge the size of your exercise group!

Too big – Too small

Answers: 6

Mean: 3.0

Standard-Deviation: 0.0



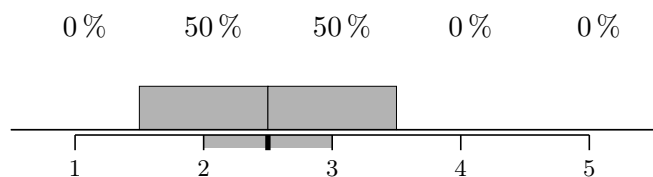
4.1.6 Usually I thought the exercises were...

Too difficult – Very easy

Answers: 6

Mean: 2.5

Standard-Deviation: 0.5



5 Exercise Class Evaluation

5.1 Please rate the exercise class you visited.

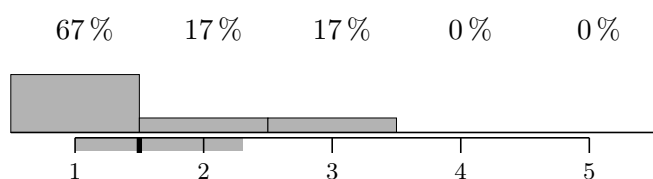
5.1.1 Has the tutor been available for questions outside of the tutorial?

Always – Never

Answers: 6

Mean: 1.5

Standard-Deviation: 0.8



5.1.2 Could you understand your tutor's corrections and gradings?

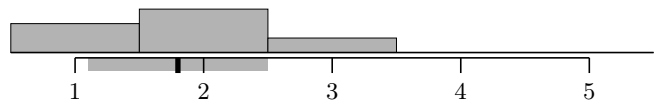
Always – Never

33% 50% 17% 0% 0%

Answers: 6

Mean: 1.8

Standard-Deviation: 0.7



5.1.3 Did the tutor manage to handle all the relevant content in the exercise class?

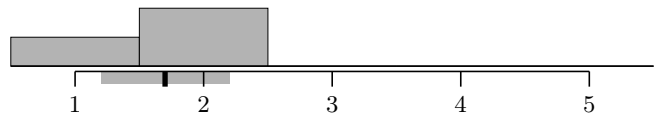
Always – Never

33% 67% 0% 0% 0%

Answers: 6

Mean: 1.7

Standard-Deviation: 0.5



5.1.4 Would you recommend visiting this exercise class?

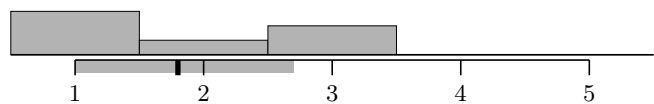
Yes – No

50% 17% 33% 0% 0%

Answers: 6

Mean: 1.8

Standard-Deviation: 0.9



6 Comprehensive Rating

6.1 Please give an overall rating of the course on a scale from excellent (1) to very poor (6).

excellent (1)	33%	<div style="width: 33%; background-color: #cccccc;"></div>
good (2)	67%	<div style="width: 67%; background-color: #cccccc;"></div>
satisfactory (3)	0%	<div style="width: 0%; background-color: #cccccc;"></div>
adequate (4)	0%	<div style="width: 0%; background-color: #cccccc;"></div>
poor (5)	0%	<div style="width: 0%; background-color: #cccccc;"></div>
very poor (6)	0%	<div style="width: 0%; background-color: #cccccc;"></div>

7 Free Text Comments

7.1 Which aspects of the course did you like?

A broad range on applications and methods for CV. Good level of difficulty for a Master's course.

more headlines on the slide could be helpful

I could learn a lot of concepts in machine learning.

It's obviously more than other lectures.

7.2 What could be improved?

Although I don't need them, the amount of credits awarded way too low, as the lecture contains a lot of content and time-consuming exercises for only 6 credits.

7.3 You can leave remarks and further feedback here.

Lecturers' Questionnaire

This part contains data provided by the lecturers.

1 Lecture metadata

Number of students in the lecture at the beginning of the semester	10
Number of students in the lecture at the end of the semester	10
Number of students participating in the exercise classes at the beginning of the semester	10
Number of students participating in the exercise classes at the end of the semester	10
Number of students that have registered for the exam	9

2 Exercise classes

Number of exercise classes	1
Average number of students per exercise class at the end of the semester	10

The students have been assigned to an exercise class in the following way:

Not applicable: There is only one exercise class.

3 Helpful stuff

There has been **no** test exam.

Sample solutions for exercise tasks have been distributed.

4 Free text comments

4.1 In your opinion, what aspects of the module worked well this semester?

-

4.2 What would you change if you were to offer this module again and why?

-

4.3 In case there have been obligatory course achievements: Please judge on their effectivity regarding the learning success of the students.

The programming exercises are important to understand the algorithms discussed in the lecture.

4.4 Further remarks

-