

Privacy in Ubiquitous Computing – Jun.-Prof. Dr.-Ing. Delphine Reinhardt (née Christin)

Lecture Survey – Fachschaft Informatik

23. März 2017

1 Lecture Evaluation

1.1 Please rate the lecture's concept.

1.1.1 How often did you attend the lecture?

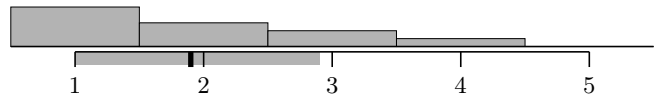
Always – Never

46 % 27 % 18 % 9 % 0 %

Antworten: 11

Durchschnitt: 1.9

Standardabweichung: 1.0



1.1.2 Did the lecture appear to be clearly structured to you?

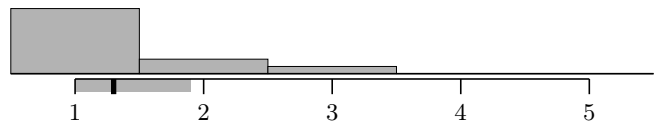
Yes – No

75 % 17 % 8 % 0 % 0 %

Antworten: 12

Durchschnitt: 1.3

Standardabweichung: 0.6



1.1.3 Have topics been illustrated by sensible examples?

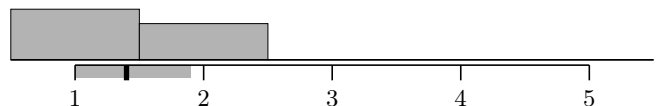
Always – Never

58 % 42 % 0 % 0 % 0 %

Antworten: 12

Durchschnitt: 1.4

Standardabweichung: 0.5



1.1.4 Were the slides/lecture notes helpful?

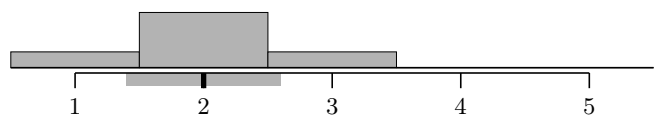
Very helpful – Not helpful

18 % 64 % 18 % 0 % 0 %

Antworten: 11

Durchschnitt: 2.0

Standardabweichung: 0.6



1.1.5 Have the topics been explained extensively enough?

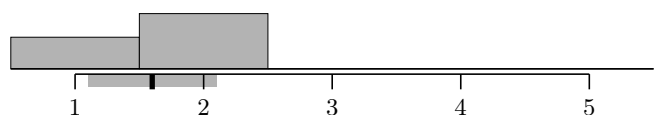
Always – Never

36 % 64 % 0 % 0 % 0 %

Antworten: 11

Durchschnitt: 1.6

Standardabweichung: 0.5



2 Lecturer Evaluation

2.1 Please rate Jun.-Prof. Dr.-Ing. Delphine Reinhardt (née Christin).

2.1.1 How much of the content do you understand during the lecture?

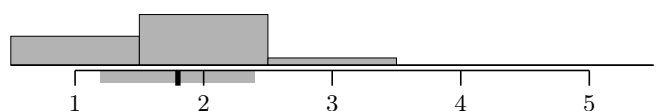
Everything – Nothing

33 % 58 % 8 % 0 % 0 %

Antworten: 12

Durchschnitt: 1.8

Standardabweichung: 0.6



2.1.2 Did the lecturer answer your questions profoundly?

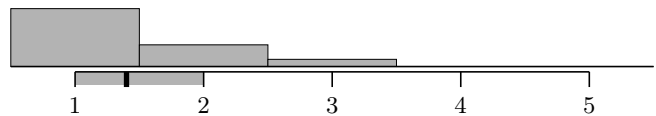
Always – Never

67 % 25 % 8 % 0 % 0 %

Antworten: 12

Durchschnitt: 1.4

Standardabweichung: 0.6



2.1.3 Was the lecturer available for questions outside of the lecture?

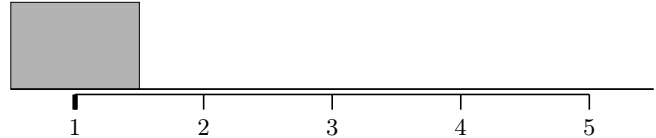
Always – Never

100 % 0 % 0 % 0 % 0 %

Antworten: 10

Durchschnitt: 1.0

Standardabweichung: 0.0



2.1.4 Could you understand the lecturer acoustically?

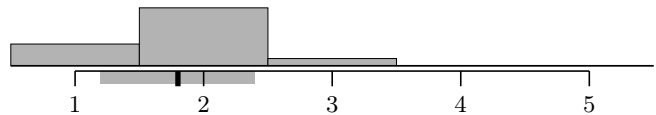
Very well – Not at all

25 % 67 % 8 % 0 % 0 %

Antworten: 12

Durchschnitt: 1.8

Standardabweichung: 0.6



2.1.5 The speed of proceeding was...

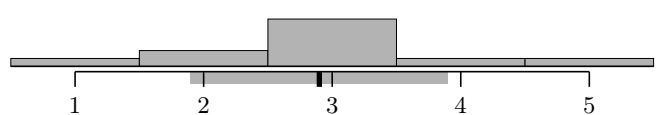
Too fast – Too slow

9 % 18 % 54 % 9 % 9 %

Antworten: 11

Durchschnitt: 2.9

Standardabweichung: 1.0



3 Module Evaluation

3.1 Please rate the module as a whole.

3.1.1 Did the course teach you helpful knowledge and abilities that will be useful in later work life?

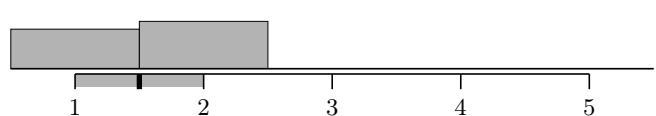
Much – Nothing

46 % 54 % 0 % 0 % 0 %

Antworten: 11

Durchschnitt: 1.5

Standardabweichung: 0.5



3.1.2 Do the obligatory course achievements support successful completion of the module?

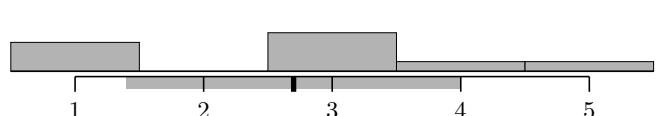
Yes – No

33 % 0 % 44 % 11 % 11 %

Antworten: 9

Durchschnitt: 2.7

Standardabweichung: 1.3



3.1.3 Do you think the obligatory course achievements are adequate?

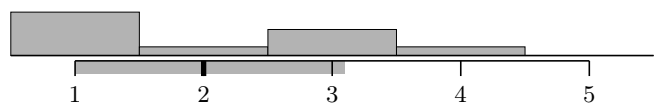
Yes – No

50 % 10 % 30 % 10 % 0 %

Antworten: 10

Durchschnitt: 2.0

Standardabweichung: 1.1



3.1.4 Did your interest in this module's field of study change?

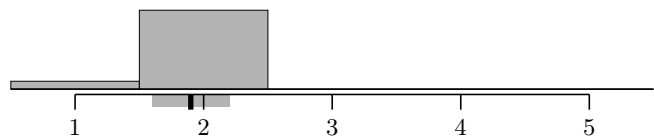
Strongly inc. – Strongly dec.

9 % 91 % 0 % 0 % 0 %

Antworten: 11

Durchschnitt: 1.9

Standardabweichung: 0.3



3.1.5 Would you recommend taking this module to your best friend?

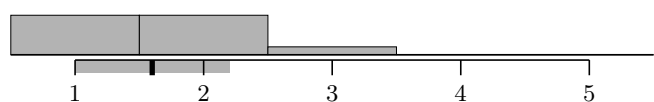
Yes – No

46 % 46 % 9 % 0 % 0 %

Antworten: 11

Durchschnitt: 1.6

Standardabweichung: 0.6



3.1.6 In relation to the number of credit points awarded, is the amount of work to be done justified?

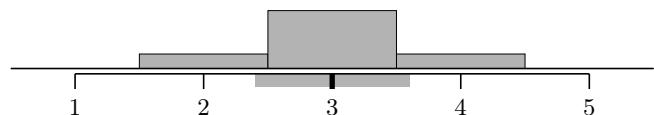
Too high – Too low

0 % 17 % 67 % 17 % 0 %

Antworten: 12


Durchschnitt: 3.0

Standardabweichung: 0.6



3.2 How much time did you spend on this module every week, including lecture, exercises, exercise tasks...?

[0,3) hours	25 %
[3,6) hours	67 %
[6,8) hours	17 %
[8,10) hours	0 %
[10,12) hours	0 %
[12,∞) hours	0 %



4 Exercise Evaluation

4.1 Please rate the quality of the exercises that accompanied the lecture.

4.1.1 How often did you attend the exercise class?

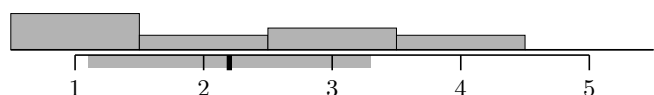
Always – Never

42 % 17 % 25 % 17 % 0 %

Antworten: 12

Durchschnitt: 2.2

Standardabweichung: 1.1



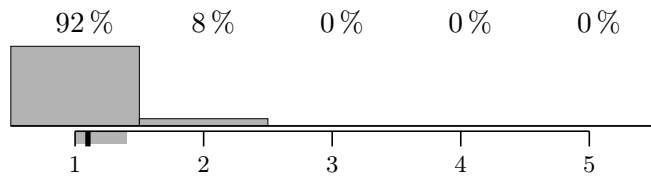
4.1.2 Have the exercise sheets been available on time?

Always – Never

Antworten: 12

Durchschnitt: 1.1

Standardabweichung: 0.3



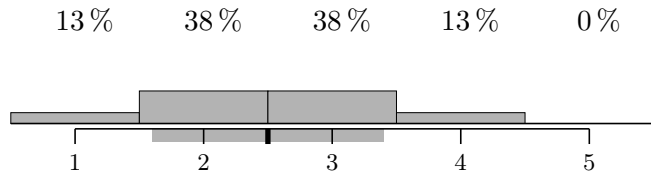
4.1.3 The difficulty of the exercise sheets varied...

Not at all – Greatly

Antworten: 8

Durchschnitt: 2.5

Standardabweichung: 0.9



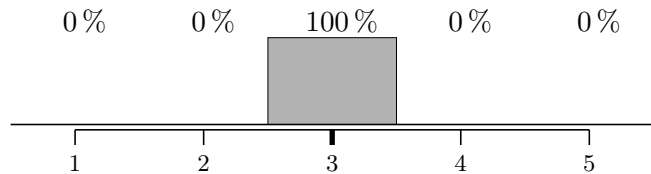
4.1.4 Did the contents of the exercises match the current contents of the lecture?

Lecture far ahead – Lecture far behind

Antworten: 9

Durchschnitt: 3.0

Standardabweichung: 0.0



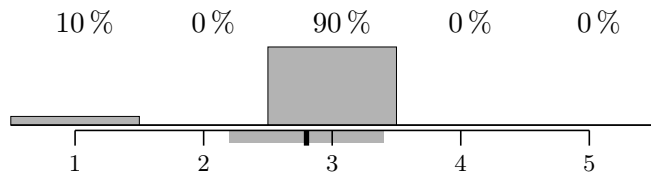
4.1.5 Judge the size of your exercise group!

Too big – Too small

Antworten: 10

Durchschnitt: 2.8

Standardabweichung: 0.6



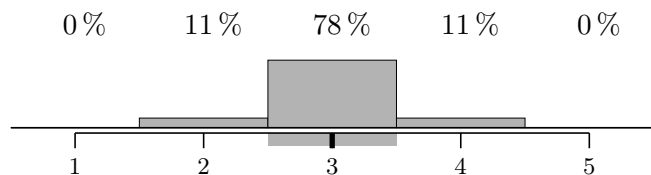
4.1.6 Usually I thought the exercises were...

Too difficult – Very easy

Antworten: 9

Durchschnitt: 3.0

Standardabweichung: 0.5



5 Exercise Class Evaluation

5.1 Please rate the exercise class you visited.

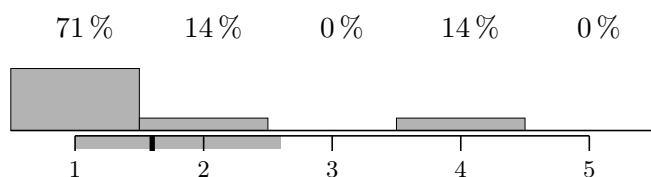
5.1.1 Has the tutor been available for questions outside of the tutorial?

Always – Never

Antworten: 7

Durchschnitt: 1.6

Standardabweichung: 1.0



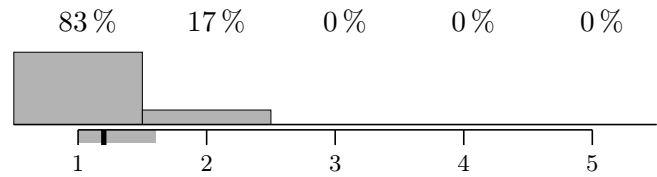
5.1.2 Could you understand your tutor's corrections and gradings?

Always – Never

Antworten: 6

Durchschnitt: 1.2

Standardabweichung: 0.4



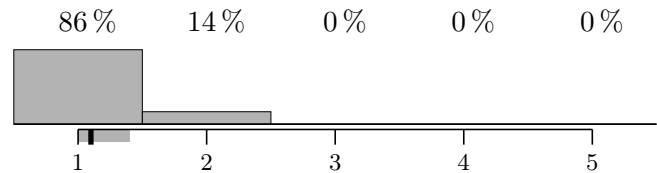
5.1.3 Did the tutor manage to handle all the relevant content in the exercise class?

Always – Never

Antworten: 7

Durchschnitt: 1.1

Standardabweichung: 0.3



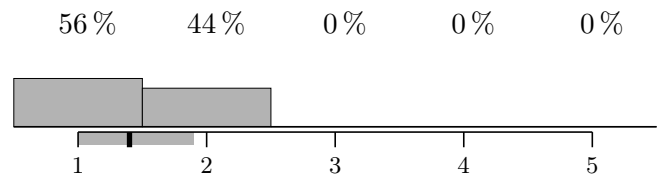
5.1.4 Would you recommend visiting this exercise class?

Yes – No

Antworten: 9


Durchschnitt: 1.4

Standardabweichung: 0.5



6 Comprehensive Rating

6.1 Please give an overall rating of the course on a scale from excellent (1) to very poor (6).



7 Free Text Comments

7.1 Which aspects of the course did you like?

interesting topics

holding a presentation about a paper

it changed my point of view about privacy and all, highly aligned knowledge provided.

dealing with some topics interactiveley and discussing them

The teaching, interactive exercise session were great. the content was explained in a very nice an interactive way

7.2 What could be improved?

- please upload slides before the lecture
- slower speaking of the lectureer
- In part more details on the slides for better preparation

obligation to hold a presentation

Better examples maybe

According to me, the lecture was great

7.3 You can leave remarks and further feedback here.

The interactive part of lecture was interesting

Overall it was a good course, I liked it.

I would recommend it to all my friends to take this lecture

Lecturers' Questionnaire

This part contains data provided by the lecturers.

1 Lecture metadata

Number of students in the lecture at the beginning of the semester	40
Number of students in the lecture at the end of the semester	15
Number of students participating in the exercise classes at the beginning of the semester	20
Number of students participating in the exercise classes at the end of the semester	15
Number of students that have registered for the exam	90

2 Exercise classes

Number of exercise classes	1
Average number of students per exercise class at the end of the semester	1

The students have been assigned to an exercise class in the following way:

Other: Ecampus - Freiwillige Beteiligung

3 Helpful stuff

There has been **no** test exam.

Sample solutions for exercise tasks have **not** been distributed.

4 Free text comments

4.1 In your opinion, what aspects of the module worked well this semester?

Diskussionen mit den anwesenden Studenten.

4.2 What would you change if you were to offer this module again and why?

-

4.3 In case there have been obligatory course achievements: Please judge on their effectivity regarding the learning success of the students.

-

4.4 Further remarks

-