



# Probabilistic Graphical Models – Jun.-Prof. Angela Yao

Lecture Survey – Fachschaft Informatik

23. März 2017

## 1 Lecture Evaluation

### 1.1 Please rate the lecture's concept.

#### 1.1.1 How often did you attend the lecture?

Always – Never

20% 30% 40% 10% 0%

Antworten: 10

Durchschnitt: 2.4

Standardabweichung: 0.9



#### 1.1.2 Did the lecture appear to be clearly structured to you?

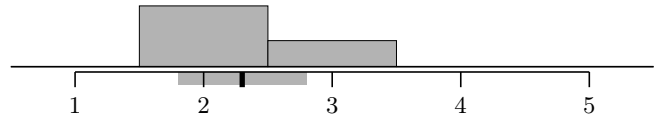
Yes – No

0% 70% 30% 0% 0%

Antworten: 10

Durchschnitt: 2.3

Standardabweichung: 0.5



#### 1.1.3 Have topics been illustrated by sensible examples?

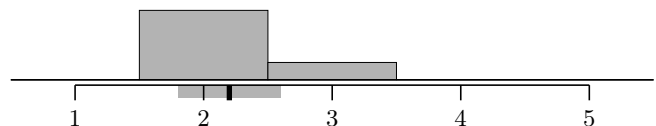
Always – Never

0% 80% 20% 0% 0%

Antworten: 10

Durchschnitt: 2.2

Standardabweichung: 0.4



#### 1.1.4 Were the slides/lecture notes helpful?

Very helpful – Not helpful

10% 40% 40% 10% 0%

Antworten: 10

Durchschnitt: 2.5

Standardabweichung: 0.8



#### 1.1.5 Have the topics been explained extensively enough?

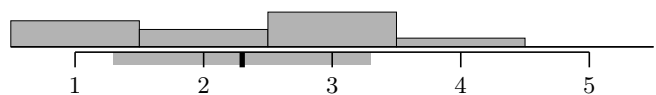
Always – Never

30% 20% 40% 10% 0%

Antworten: 10

Durchschnitt: 2.3

Standardabweichung: 1.0



## 2 Lecturer Evaluation

### 2.1 Please rate Jun.-Prof. Angela Yao.

#### 2.1.1 How much of the content do you understand during the lecture?

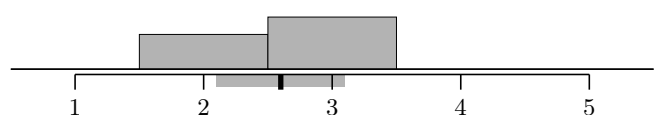
Everything – Nothing

0% 40% 60% 0% 0%

Antworten: 10

Durchschnitt: 2.6

Standardabweichung: 0.5



### 2.1.2 Did the lecturer answer your questions profoundly?

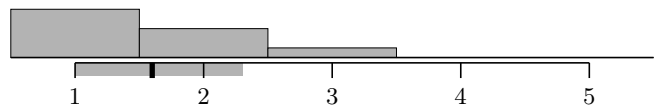
Always – Never

56% 33% 11% 0% 0%

Antworten: 9

Durchschnitt: 1.6

Standardabweichung: 0.7



### 2.1.3 Was the lecturer available for questions outside of the lecture?

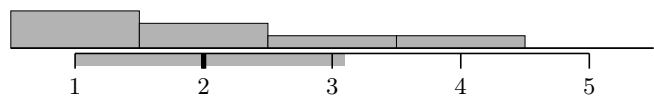
Always – Never

43% 29% 14% 14% 0%

Antworten: 7

Durchschnitt: 2.0

Standardabweichung: 1.1



### 2.1.4 Could you understand the lecturer acoustically?

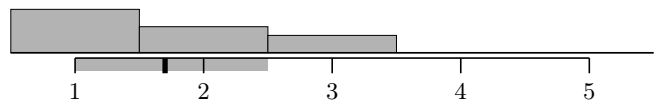
Very well – Not at all

50% 30% 20% 0% 0%

Antworten: 10

Durchschnitt: 1.7

Standardabweichung: 0.8



### 2.1.5 The speed of proceeding was...

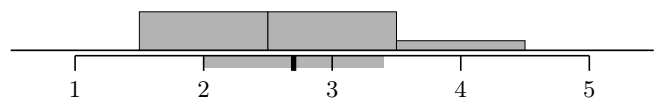
Too fast – Too slow

0% 44% 44% 11% 0%

Antworten: 9

Durchschnitt: 2.7

Standardabweichung: 0.7



## 3 Module Evaluation

### 3.1 Please rate the module as a whole.

#### 3.1.1 Did the course teach you helpful knowledge and abilities that will be useful in later work life?

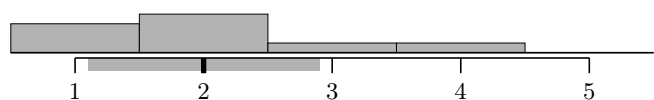
Much – Nothing

33% 44% 11% 11% 0%

Antworten: 9

Durchschnitt: 2.0

Standardabweichung: 0.9



#### 3.1.2 Do the obligatory course achievements support successful completion of the module?

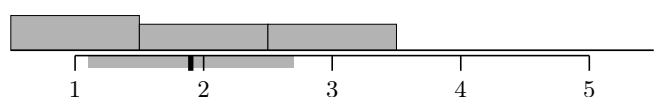
Yes – No

40% 30% 30% 0% 0%

Antworten: 10

Durchschnitt: 1.9

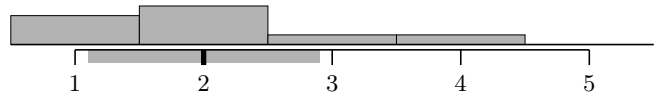
Standardabweichung: 0.8



### 3.1.3 Do you think the obligatory course achievements are adequate?

Yes – No 33% 44% 11% 11% 0%

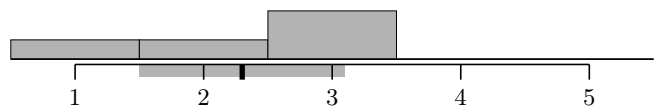
Antworten: 9  
 Durchschnitt: 2.0  
 Standardabweichung: 0.9



### 3.1.4 Did your interest in this module's field of study change?

Strongly inc. – Strongly dec. 22% 22% 56% 0% 0%

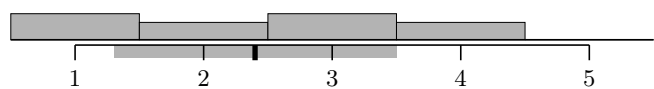
Antworten: 9  
 Durchschnitt: 2.3  
 Standardabweichung: 0.8



### 3.1.5 Would you recommend taking this module to your best friend?

Yes – No 30% 20% 30% 20% 0%

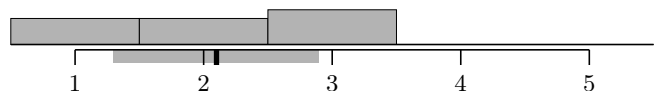
Antworten: 10  
 Durchschnitt: 2.4  
 Standardabweichung: 1.1



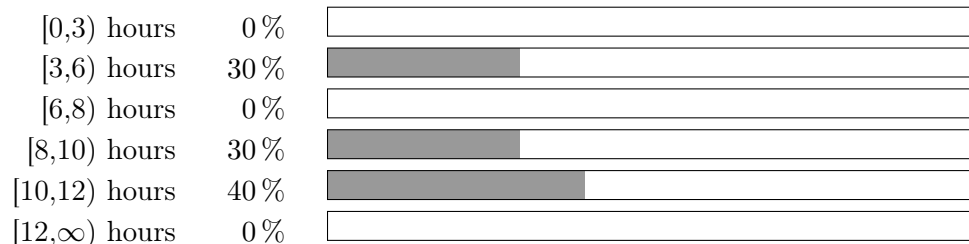
### 3.1.6 In relation to the number of credit points awarded, is the amount of work to be done justified?

Too high – Too low 30% 30% 40% 0% 0%

Antworten: 10  
 Durchschnitt: 2.1  
 Standardabweichung: 0.8



### 3.2 How much time did you spend on this module every week, including lecture, exercises, exercise tasks. . . ?



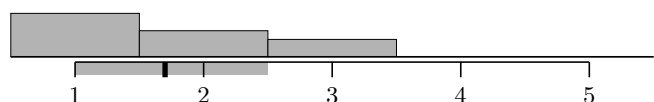
## 4 Exercise Evaluation

### 4.1 Please rate the quality of the exercises that accompanied the lecture.

#### 4.1.1 How often did you attend the exercise class?

Always – Never 50% 30% 20% 0% 0%

Antworten: 10  
 Durchschnitt: 1.7  
 Standardabweichung: 0.8



#### 4.1.2 Have the exercise sheets been available on time?

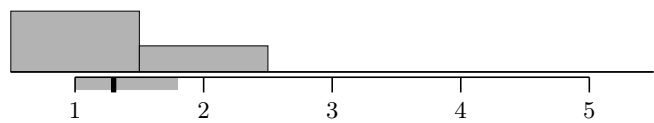
Always – Never

70% 30% 0% 0% 0%

Antworten: 10

Durchschnitt: 1.3

Standardabweichung: 0.5



#### 4.1.3 The difficulty of the exercise sheets varied...

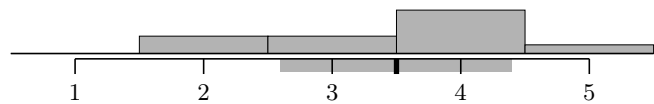
Not at all – Greatly

0% 20% 20% 50% 10%

Antworten: 10

Durchschnitt: 3.5

Standardabweichung: 0.9



#### 4.1.4 Did the contents of the exercises match the current contents of the lecture?

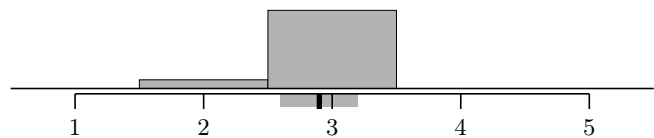
Lecture far ahead – Lecture far behind

0% 10% 90% 0% 0%

Antworten: 10

Durchschnitt: 2.9

Standardabweichung: 0.3



#### 4.1.5 Judge the size of your exercise group!

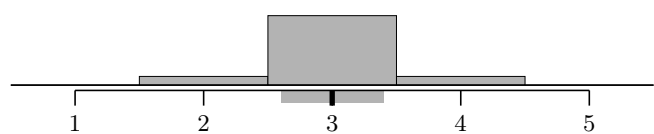
Too big – Too small

0% 10% 80% 10% 0%

Antworten: 10

Durchschnitt: 3.0

Standardabweichung: 0.4



#### 4.1.6 Usually I thought the exercises were...

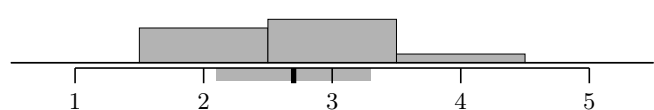
Too difficult – Very easy

0% 40% 50% 10% 0%

Antworten: 10

Durchschnitt: 2.7

Standardabweichung: 0.6



### 5 Exercise Class Evaluation

#### 5.1 Please rate the exercise class you visited.

##### 5.1.1 Has the tutor been available for questions outside of the tutorial?

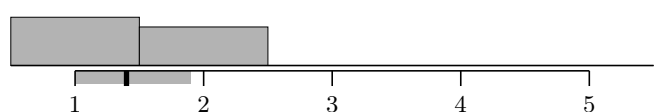
Always – Never

56% 44% 0% 0% 0%

Antworten: 9

Durchschnitt: 1.4

Standardabweichung: 0.5



### 5.1.2 Could you understand your tutor's corrections and gradings?

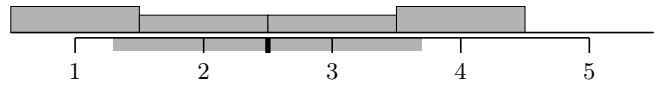
Always – Never

30% 20% 20% 30% 0%

Antworten: 10

Durchschnitt: 2.5

Standardabweichung: 1.2



### 5.1.3 Did the tutor manage to handle all the relevant content in the exercise class?

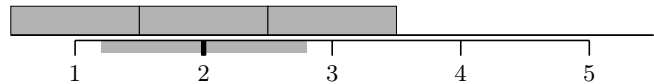
Always – Never

33% 33% 33% 0% 0%

Antworten: 9

Durchschnitt: 2.0

Standardabweichung: 0.8



### 5.1.4 Would you recommend visiting this exercise class?

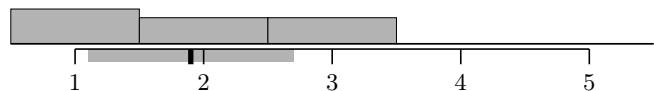
Yes – No

40% 30% 30% 0% 0%

Antworten: 10

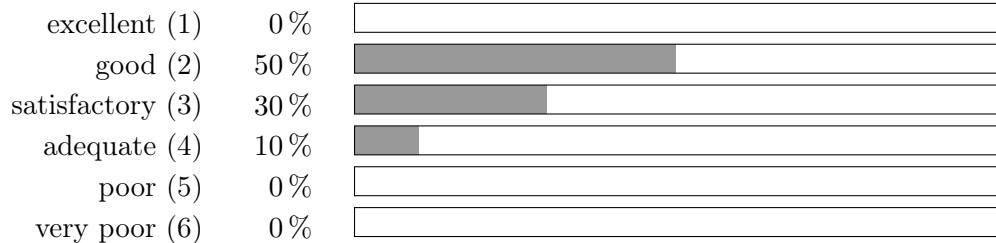
Durchschnitt: 1.9

Standardabweichung: 0.8



## 6 Comprehensive Rating

### 6.1 Please give an overall rating of the course on a scale from excellent (1) to very poor (6).



## 7 Free Text Comments

### 7.1 Which aspects of the course did you like?

Everything

---

the topic, some of the exercises sheets

---

The contents of the lecture might be helpful for my reaserches

### 7.2 What could be improved?

give the corrected assgnments sheets back

gice the score of the assignment sheets every week

---

Practical assignments should be explained in a better way instead of referring to a toolbox that is nearly undocumented

---

I did not find any input in the lecture slides besides copyin from the books.  
i wish the lecturer had invested some efforts into ??????? her ??? slides with her ???? conteul.

---

Please make the slides more comprehensive with the math, otherwise the exercises are hard to solve

---

The sheets vary a lot in points and needed effort.  
Personally i only understood the material after reading in the books.  
we got our grades for the exercises often only weeks later

---

lecture materials so much rely on texts. more examples for each concepts might be helpful to understand it

### **7.3 You can leave remarks and further feedback here.**

My only compaint is the lecture presentation/slides. i wish the had less text and more illustrative examples

---

Two consecutive lectures so hard for both professor and students. how's about having the 2 lecutres in different days from next semester?

# Lecturers' Questionnaire

This part contains data provided by the lecturers.

## 1 Lecture metadata

Number of students in the lecture at the beginning of the semester	25
Number of students in the lecture at the end of the semester	13
Number of students participating in the exercise classes at the beginning of the semester	15
Number of students participating in the exercise classes at the end of the semester	13
Number of students that have registered for the exam	12

## 2 Exercise classes

Number of exercise classes	1
Average number of students per exercise class at the end of the semester	13

The students have been assigned to an exercise class in the following way:

Not applicable: There is only one exercise class.

## 3 Helpful stuff

There has been **no** test exam.

Sample solutions for exercise tasks have been distributed.

## 4 Free text comments

### 4.1 In your opinion, what aspects of the module worked well this semester?

- discussing solutions in exercise class only, encourages students to attend and try out the questions.

### 4.2 What would you change if you were to offer this module again and why?

- reduce number of exercise sheets -j 10 currently may be too many, replace with a project.

### 4.3 In case there have been obligatory course achievements: Please judge on their effectivity regarding the learning success of the students.

- exercises were required (50

### 4.4 Further remarks

-