

Image Acquisition and Analysis in Neuroscience –  
Jun.-Prof. Dr. Thomas Schultz

Lecture Survey – Fachschaft Informatik

23. März 2017

## 1 Lecture Evaluation

### 1.1 Please rate the lecture's concept.

#### 1.1.1 How often did you attend the lecture?

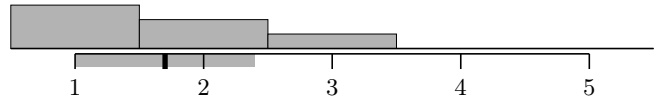
Always – Never

50% 33% 17% 0% 0%

Antworten: 6

Durchschnitt: 1.7

Standardabweichung: 0.7



#### 1.1.2 Did the lecture appear to be clearly structured to you?

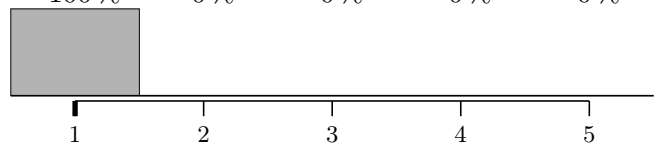
Yes – No

100% 0% 0% 0% 0%

Antworten: 6

Durchschnitt: 1.0

Standardabweichung: 0.0



#### 1.1.3 Have topics been illustrated by sensible examples?

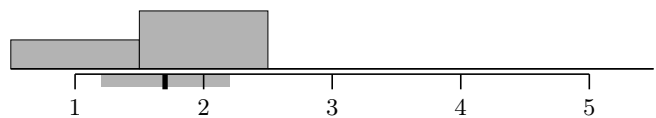
Always – Never

33% 67% 0% 0% 0%

Antworten: 6

Durchschnitt: 1.7

Standardabweichung: 0.5



#### 1.1.4 Were the slides/lecture notes helpful?

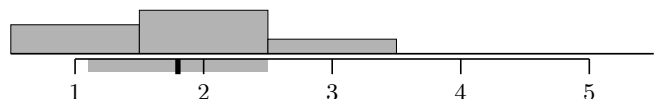
Very helpful – Not helpful

33% 50% 17% 0% 0%

Antworten: 6

Durchschnitt: 1.8

Standardabweichung: 0.7



#### 1.1.5 Have the topics been explained extensively enough?

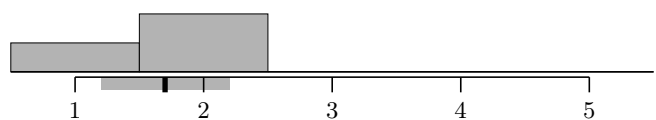
Always – Never

33% 67% 0% 0% 0%

Antworten: 6

Durchschnitt: 1.7

Standardabweichung: 0.5



## 2 Lecturer Evaluation

### 2.1 Please rate Jun.-Prof. Dr. Thomas Schultz.

#### 2.1.1 How much of the content do you understand during the lecture?

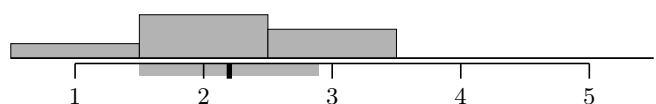
Everything – Nothing

17% 50% 33% 0% 0%

Antworten: 6

Durchschnitt: 2.2

Standardabweichung: 0.7



### 2.1.2 Did the lecturer answer your questions profoundly?

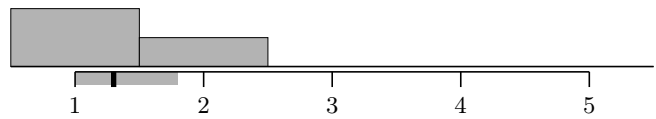
Always – Never

67% 33% 0% 0% 0%

Antworten: 6

Durchschnitt: 1.3

Standardabweichung: 0.5



### 2.1.3 Was the lecturer available for questions outside of the lecture?

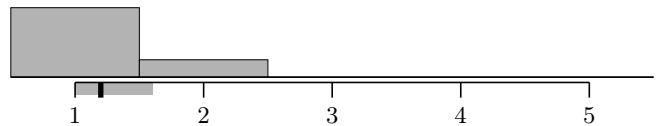
Always – Never

80% 20% 0% 0% 0%

Antworten: 5

Durchschnitt: 1.2

Standardabweichung: 0.4



### 2.1.4 Could you understand the lecturer acoustically?

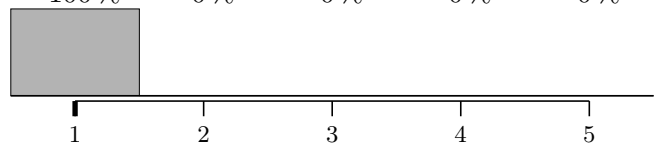
Very well – Not at all

100% 0% 0% 0% 0%

Antworten: 6

Durchschnitt: 1.0

Standardabweichung: 0.0



### 2.1.5 The speed of proceeding was...

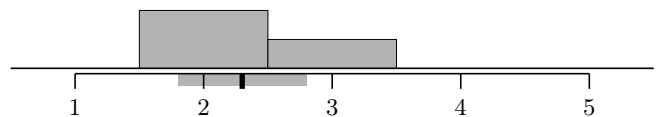
Too fast – Too slow

0% 67% 33% 0% 0%

Antworten: 6

Durchschnitt: 2.3

Standardabweichung: 0.5



## 3 Module Evaluation

### 3.1 Please rate the module as a whole.

#### 3.1.1 Did the course teach you helpful knowledge and abilities that will be useful in later work life?

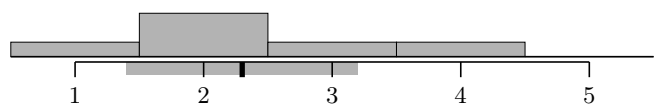
Much – Nothing

17% 50% 17% 17% 0%

Antworten: 6

Durchschnitt: 2.3

Standardabweichung: 0.9



#### 3.1.2 Do the obligatory course achievements support successful completion of the module?

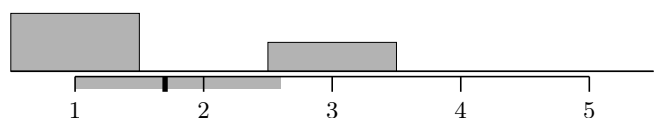
Yes – No

67% 0% 33% 0% 0%

Antworten: 6

Durchschnitt: 1.7

Standardabweichung: 0.9



### 3.1.3 Do you think the obligatory course achievements are adequate?

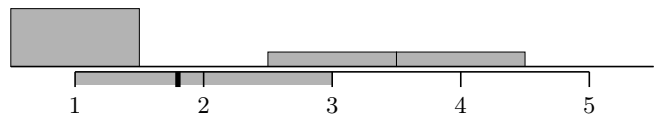
Yes – No

67% 0% 17% 17% 0%

Antworten: 6

Durchschnitt: 1.8

Standardabweichung: 1.2



### 3.1.4 Did your interest in this module's field of study change?

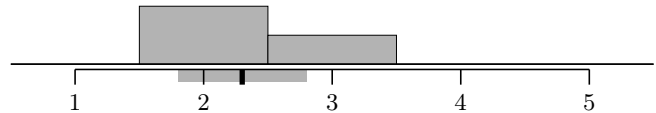
Strongly inc. – Strongly dec.

0% 67% 33% 0% 0%

Antworten: 6

Durchschnitt: 2.3

Standardabweichung: 0.5



### 3.1.5 Would you recommend taking this module to your best friend?

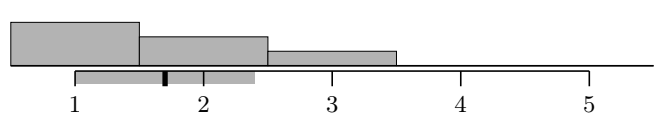
Yes – No

50% 33% 17% 0% 0%

Antworten: 6

Durchschnitt: 1.7

Standardabweichung: 0.7



### 3.1.6 In relation to the number of credit points awarded, is the amount of work to be done justified?

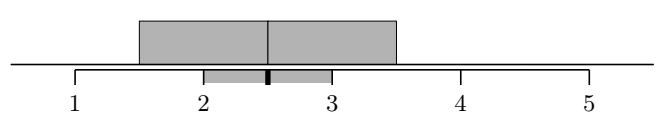
Too high – Too low

0% 50% 50% 0% 0%


Antworten: 6

Durchschnitt: 2.5

Standardabweichung: 0.5



### 3.2 How much time did you spend on this module every week, including lecture, exercises, exercise tasks...?



## 4 Exercise Evaluation

### 4.1 Please rate the quality of the exercises that accompanied the lecture.

#### 4.1.1 How often did you attend the exercise class?

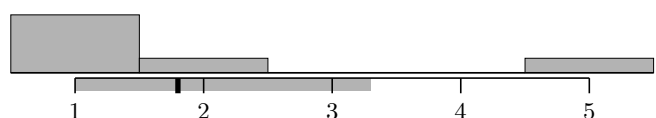
Always – Never

67% 17% 0% 0% 17%

Antworten: 6

Durchschnitt: 1.8

Standardabweichung: 1.5



#### 4.1.2 Have the exercise sheets been available on time?

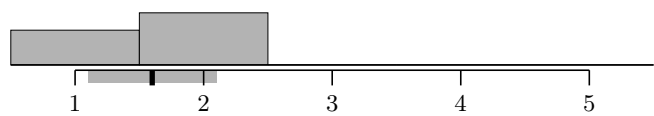
Always – Never

40% 60% 0% 0% 0%

Antworten: 5

Durchschnitt: 1.6

Standardabweichung: 0.5



#### 4.1.3 The difficulty of the exercise sheets varied...

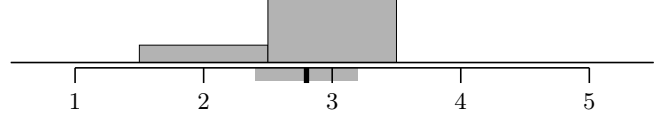
Not at all – Greatly

0% 20% 80% 0% 0%

Antworten: 5

Durchschnitt: 2.8

Standardabweichung: 0.4



#### 4.1.4 Did the contents of the exercises match the current contents of the lecture?

Lecture far ahead – Lecture far behind

0% 0% 100% 0% 0%

Antworten: 5

Durchschnitt: 3.0

Standardabweichung: 0.0



#### 4.1.5 Judge the size of your exercise group!

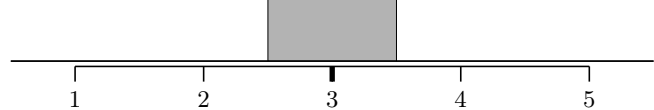
Too big – Too small

0% 0% 100% 0% 0%

Antworten: 5

Durchschnitt: 3.0

Standardabweichung: 0.0



#### 4.1.6 Usually I thought the exercises were...

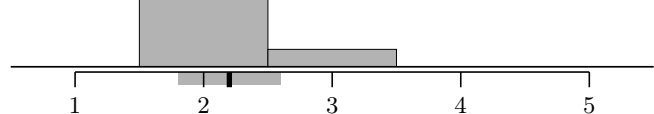
Too difficult – Very easy

0% 80% 20% 0% 0%

Antworten: 5

Durchschnitt: 2.2

Standardabweichung: 0.4



### 5 Exercise Class Evaluation

#### 5.1 Please rate the exercise class you visited.

##### 5.1.1 Has the tutor been available for questions outside of the tutorial?

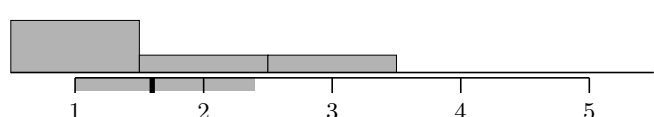
Always – Never

60% 20% 20% 0% 0%

Antworten: 5

Durchschnitt: 1.6

Standardabweichung: 0.8



### 5.1.2 Could you understand your tutor's corrections and gradings?

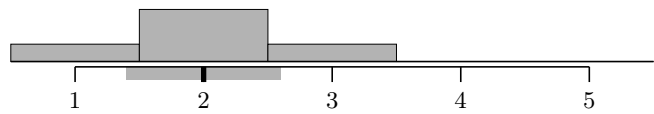
Always – Never

20% 60% 20% 0% 0%

Antworten: 5

Durchschnitt: 2.0

Standardabweichung: 0.6



### 5.1.3 Did the tutor manage to handle all the relevant content in the exercise class?

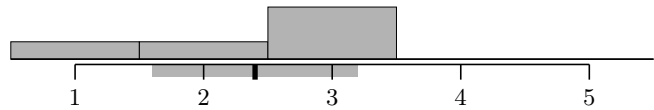
Always – Never

20% 20% 60% 0% 0%

Antworten: 5

Durchschnitt: 2.4

Standardabweichung: 0.8



### 5.1.4 Would you recommend visiting this exercise class?

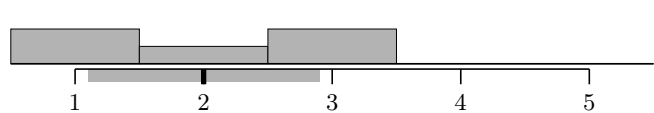
Yes – No

40% 20% 40% 0% 0%

Antworten: 5


Durchschnitt: 2.0

Standardabweichung: 0.9



## 6 Comprehensive Rating

### 6.1 Please give an overall rating of the course on a scale from excellent (1) to very poor (6).



## 7 Free Text Comments

### 7.1 Which aspects of the course did you like?

weites themen spektrum

sehr organisiert

sehr motivierter professor

A lot of precatial examples

visit the uniklinik to see a real MRT

presentation of newer studies and pittalis

### 7.2 What could be improved?

der standort des instituts.

der tutor war leider nicht so motiviert, wie der professor

---

publish the exercise sheets earlier to work on them the whole 2 weeks and not only a few days

---

“hopping” on formulas

### **7.3 You can leave remarks and further feedback here.**

der besuch des ART ost top. ich freue mich sehr drauf

# Lecturers' Questionnaire

This part contains data provided by the lecturers.

## 1 Lecture metadata

Number of students in the lecture at the beginning of the semester	12
Number of students in the lecture at the end of the semester	6
Number of students participating in the exercise classes at the beginning of the semester	10
Number of students participating in the exercise classes at the end of the semester	6
Number of students that have registered for the exam	9

## 2 Exercise classes

Number of exercise classes	1
Average number of students per exercise class at the end of the semester	6

The students have been assigned to an exercise class in the following way:

Not applicable: There is only one exercise class.

## 3 Helpful stuff

There has been **no** test exam.

Sample solutions for exercise tasks have **not** been distributed.

## 4 Free text comments

**4.1 In your opinion, what aspects of the module worked well this semester?**

-

**4.2 What would you change if you were to offer this module again and why?**

-

**4.3 In case there have been obligatory course achievements: Please judge on their effectivity regarding the learning success of the students.**

-

**4.4 Further remarks**

-