

Foundations of Audio Signal Processing – apl. Prof. Dr.
Frank Kurth

Lecture Survey – Fachschaft Informatik

23. März 2017

1 Lecture Evaluation

1.1 Please rate the lecture's concept.

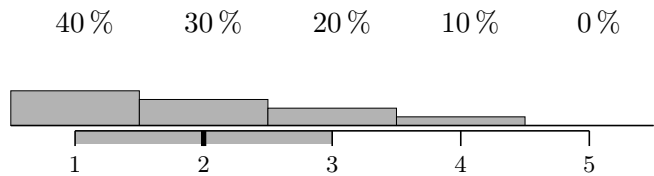
1.1.1 How often did you attend the lecture?

Always – Never

Antworten: 10

Durchschnitt: 2.0

Standardabweichung: 1.0



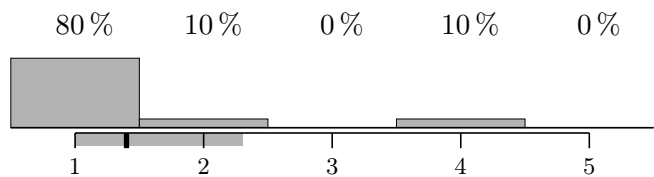
1.1.2 Did the lecture appear to be clearly structured to you?

Yes – No

Antworten: 10

Durchschnitt: 1.4

Standardabweichung: 0.9



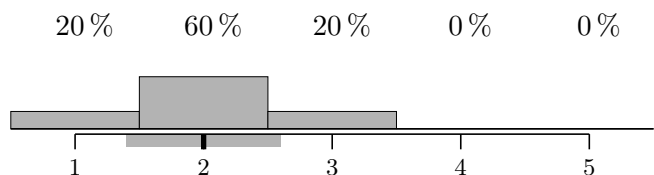
1.1.3 Have topics been illustrated by sensible examples?

Always – Never

Antworten: 10

Durchschnitt: 2.0

Standardabweichung: 0.6



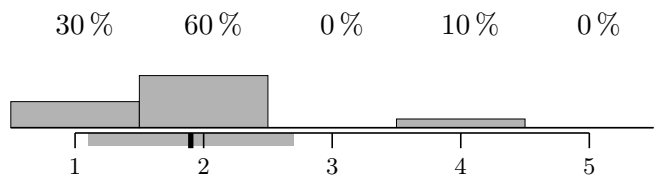
1.1.4 Were the slides/lecture notes helpful?

Very helpful – Not helpful

Antworten: 10

Durchschnitt: 1.9

Standardabweichung: 0.8



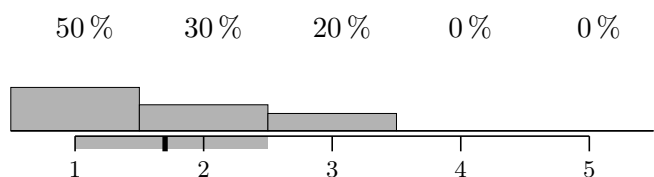
1.1.5 Have the topics been explained extensively enough?

Always – Never

Antworten: 10

Durchschnitt: 1.7

Standardabweichung: 0.8



2 Lecturer Evaluation

2.1 Please rate apl. Prof. Dr. Frank Kurth.

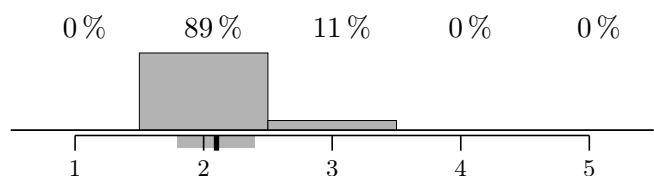
2.1.1 How much of the content do you understand during the lecture?

Everything – Nothing

Antworten: 9

Durchschnitt: 2.1

Standardabweichung: 0.3



2.1.2 Did the lecturer answer your questions profoundly?

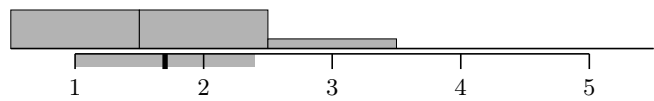
Always – Never

44% 44% 11% 0% 0%

Antworten: 9

Durchschnitt: 1.7

Standardabweichung: 0.7



2.1.3 Was the lecturer available for questions outside of the lecture?

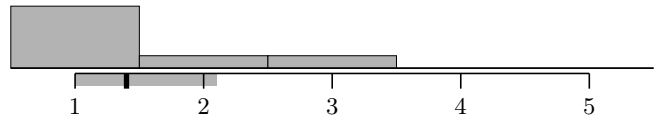
Always – Never

71% 14% 14% 0% 0%

Antworten: 7

Durchschnitt: 1.4

Standardabweichung: 0.7



2.1.4 Could you understand the lecturer acoustically?

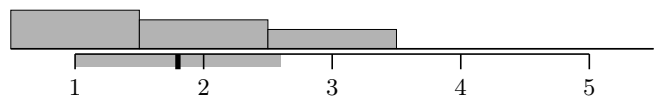
Very well – Not at all

44% 33% 22% 0% 0%

Antworten: 9

Durchschnitt: 1.8

Standardabweichung: 0.8



2.1.5 The speed of proceeding was...

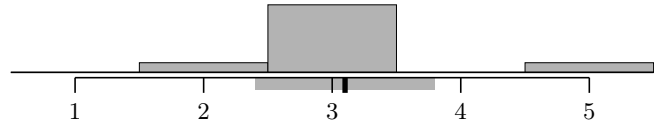
Too fast – Too slow

0% 11% 78% 0% 11%

Antworten: 9

Durchschnitt: 3.1

Standardabweichung: 0.7



3 Module Evaluation

3.1 Please rate the module as a whole.

3.1.1 Did the course teach you helpful knowledge and abilities that will be useful in later work life?

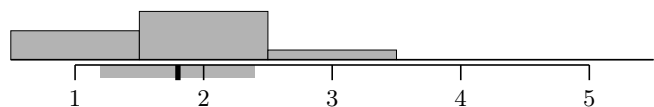
Much – Nothing

33% 56% 11% 0% 0%

Antworten: 9

Durchschnitt: 1.8

Standardabweichung: 0.6



3.1.2 Do the obligatory course achievements support successful completion of the module?

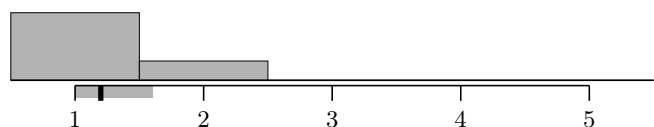
Yes – No

78% 22% 0% 0% 0%

Antworten: 9

Durchschnitt: 1.2

Standardabweichung: 0.4



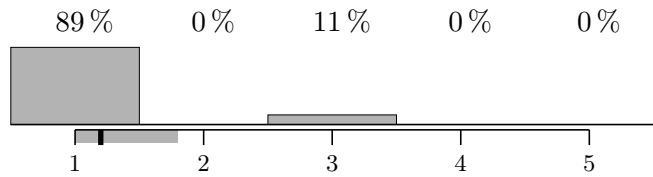
3.1.3 Do you think the obligatory course achievements are adequate?

Yes – No

Antworten: 9

Durchschnitt: 1.2

Standardabweichung: 0.6



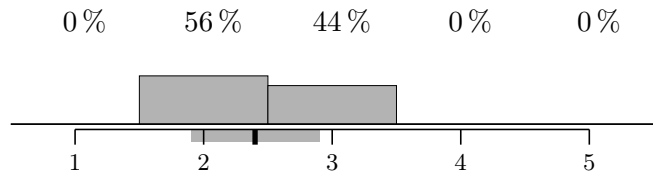
3.1.4 Did your interest in this module's field of study change?

Strongly inc. – Strongly dec.

Antworten: 9

Durchschnitt: 2.4

Standardabweichung: 0.5



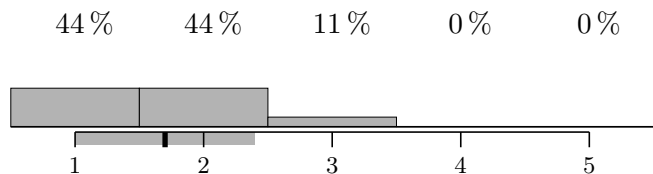
3.1.5 Would you recommend taking this module to your best friend?

Yes – No

Antworten: 9

Durchschnitt: 1.7

Standardabweichung: 0.7



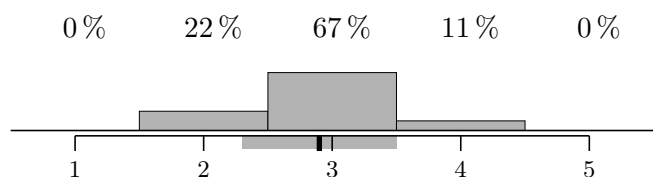
3.1.6 In relation to the number of credit points awarded, is the amount of work to be done justified?

Too high – Too low


Antworten: 9

Durchschnitt: 2.9

Standardabweichung: 0.6



3.2 How much time did you spend on this module every week, including lecture, exercises, exercise tasks...?



4 Exercise Evaluation

4.1 Please rate the quality of the exercises that accompanied the lecture.

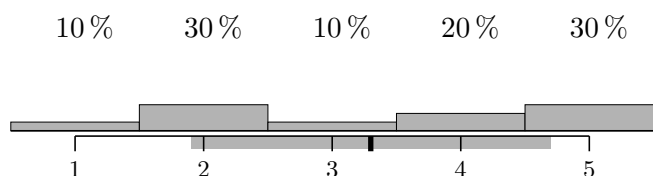
4.1.1 How often did you attend the exercise class?

Always – Never

Antworten: 10

Durchschnitt: 3.3

Standardabweichung: 1.4



4.1.2 Have the exercise sheets been available on time?

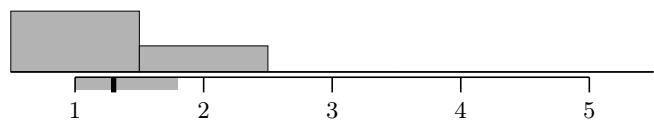
Always – Never

70% 30% 0% 0% 0%

Antworten: 10

Durchschnitt: 1.3

Standardabweichung: 0.5



4.1.3 The difficulty of the exercise sheets varied...

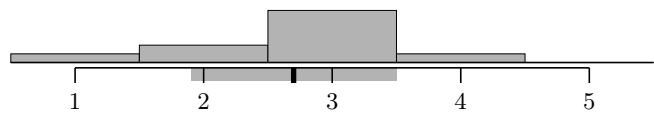
Not at all – Greatly

10% 20% 60% 10% 0%

Antworten: 10

Durchschnitt: 2.7

Standardabweichung: 0.8



4.1.4 Did the contents of the exercises match the current contents of the lecture?

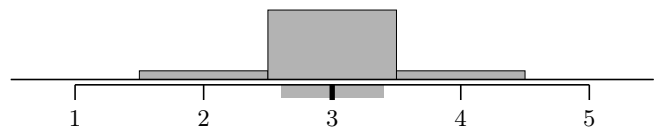
Lecture far ahead – Lecture far behind

0% 10% 80% 10% 0%

Antworten: 10

Durchschnitt: 3.0

Standardabweichung: 0.4



4.1.5 Judge the size of your exercise group!

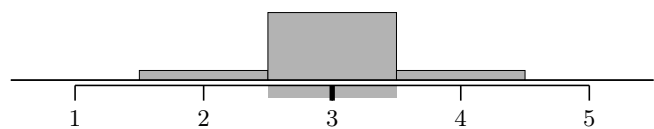
Too big – Too small

0% 11% 78% 11% 0%

Antworten: 9

Durchschnitt: 3.0

Standardabweichung: 0.5



4.1.6 Usually I thought the exercises were...

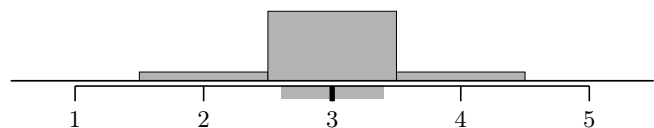
Too difficult – Very easy

0% 10% 80% 10% 0%

Antworten: 10

Durchschnitt: 3.0

Standardabweichung: 0.4



5 Exercise Class Evaluation

5.1 Please rate the exercise class you visited.

5.1.1 Has the tutor been available for questions outside of the tutorial?

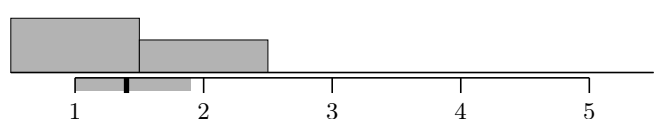
Always – Never

63% 38% 0% 0% 0%

Antworten: 8

Durchschnitt: 1.4

Standardabweichung: 0.5



5.1.2 Could you understand your tutor's corrections and gradings?

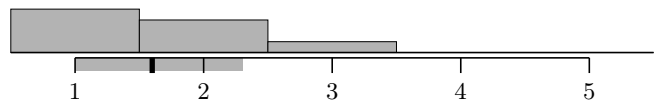
Always – Never

50% 38% 13% 0% 0%

Antworten: 8

Durchschnitt: 1.6

Standardabweichung: 0.7



5.1.3 Did the tutor manage to handle all the relevant content in the exercise class?

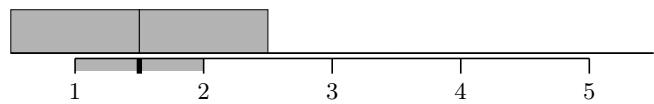
Always – Never

50% 50% 0% 0% 0%

Antworten: 8

Durchschnitt: 1.5

Standardabweichung: 0.5



5.1.4 Would you recommend visiting this exercise class?

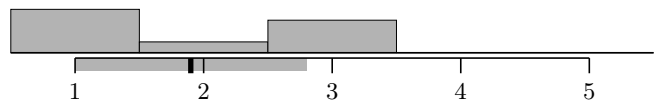
Yes – No

50% 13% 38% 0% 0%

Antworten: 8


Durchschnitt: 1.9

Standardabweichung: 0.9



6 Comprehensive Rating

6.1 Please give an overall rating of the course on a scale from excellent (1) to very poor (6).



7 Free Text Comments

7.1 Which aspects of the course did you like?

very friendly atmosphere during the lecture an exercise class

Well illustrated examples in the lecture

“Intermediate” overviews on the blackboard.

A lot of (real-world) examples were given

7.2 What could be improved?

provide MATLAB for students

The replay of audio files was horrible. The teacher lacked the necessary audio equipment to playback audio

Some exercise sheets are hard and contents are hard to understand

Lecturer sounded a little sleepy sometimes.

the speed of the lecture
the compability to octave

7.3 You can leave remarks and further feedback here.

In all, it is a good course module.

include non-matlab-using programming tasks

Lecturers' Questionnaire

This part contains data provided by the lecturers.

1 Lecture metadata

Number of students in the lecture at the beginning of the semester	30
Number of students in the lecture at the end of the semester	20
Number of students participating in the exercise classes at the beginning of the semester	65
Number of students participating in the exercise classes at the end of the semester	45
Number of students that have registered for the exam	

2 Exercise classes

Number of exercise classes	1
Average number of students per exercise class at the end of the semester	3

The students have been assigned to an exercise class in the following way:

Other: Gruppenbildung durch Studierende selbst

3 Helpful stuff

There has been a text exam.

Sample solutions for exercise tasks have **not** been distributed.

4 Free text comments

4.1 In your opinion, what aspects of the module worked well this semester?

Abwicklung der Übungen über eCampus - Nachteil: regulär kein (einfacher) Zugang für Studierende aus Aachen.

4.2 What would you change if you were to offer this module again and why?

-

4.3 In case there have been obligatory course achievements: Please judge on their effectivity regarding the learning success of the students.

-

4.4 Further remarks

-