

Selected Topics in Sensor Data Interpretation – Dominik
Alexander Klein; Dr. Dirk Schulz; PD Dr. Volker
Steinhage

Lecture Survey – Fachschaft Informatik

November 29, 2016

1 Lecture Evaluation

1.1 Please rate the lecture's concept.

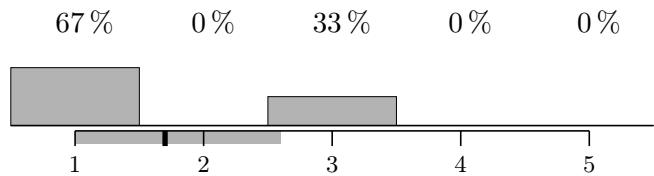
1.1.1 How often did you attend the lecture?

Always – Never

Answers: 3

Mean: 1.7

Standard-Deviation: 0.9



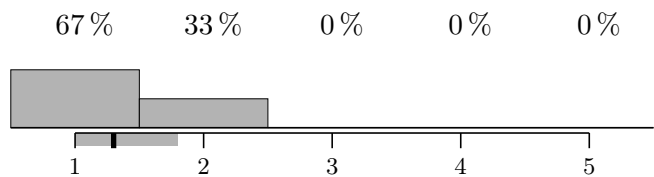
1.1.2 Did the lecture appear to be clearly structured to you?

Yes – No

Answers: 3

Mean: 1.3

Standard-Deviation: 0.5



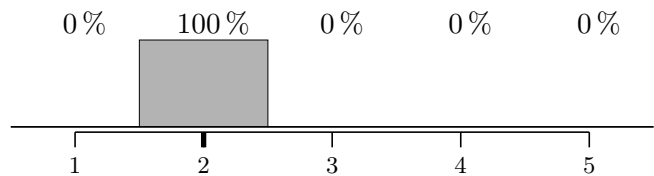
1.1.3 Have topics been illustrated by sensible examples?

Always – Never

Answers: 3

Mean: 2.0

Standard-Deviation: 0.0



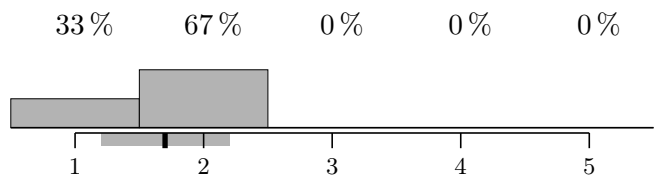
1.1.4 Were the slides/lecture notes helpful?

Very helpful – Not helpful

Answers: 3

Mean: 1.7

Standard-Deviation: 0.5



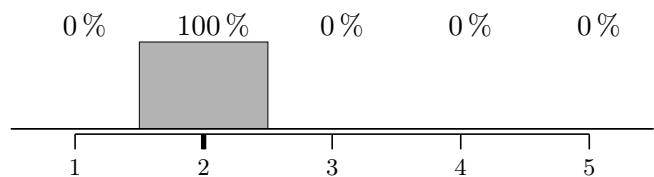
1.1.5 Have the topics been explained extensively enough?

Always – Never

Answers: 3

Mean: 2.0

Standard-Deviation: 0.0



2 Lecturer Evaluation

2.1 Please rate Dominik Alexander Klein.

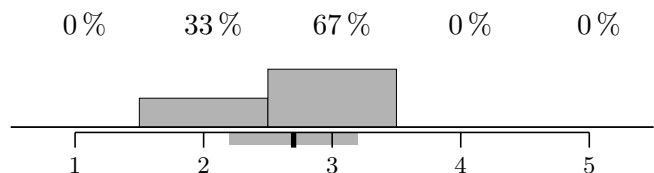
2.1.1 How much of the content do you understand during the lecture?

Everything – Nothing

Answers: 3

Mean: 2.7

Standard-Deviation: 0.5



2.1.2 Did the lecturer answer your questions profoundly?

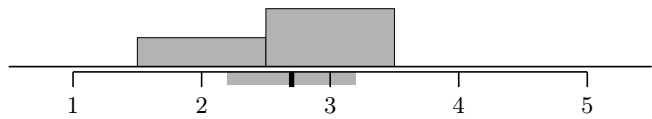
Always – Never

0% 33% 67% 0% 0%

Answers: 3

Mean: 2.7

Standard-Deviation: 0.5



2.1.3 Was the lecturer available for questions outside of the lecture?

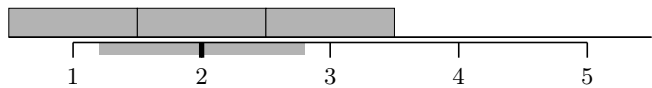
Always – Never

33% 33% 33% 0% 0%

Answers: 3

Mean: 2.0

Standard-Deviation: 0.8



2.1.4 Could you understand the lecturer acoustically?

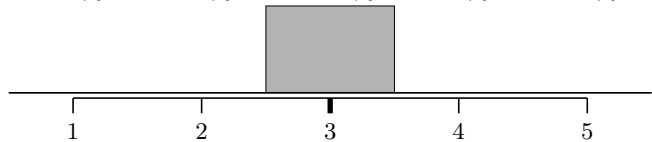
Very well – Not at all

0% 0% 100% 0% 0%

Answers: 3

Mean: 3.0

Standard-Deviation: 0.0



2.1.5 The speed of proceeding was...

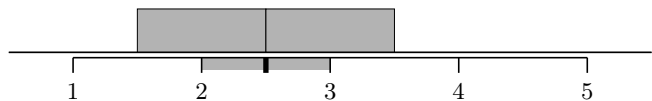
Too fast – Too slow

0% 50% 50% 0% 0%

Answers: 2

Mean: 2.5

Standard-Deviation: 0.5



2.2 Please rate Dr. Dirk Schulz.

2.2.1 How much of the content do you understand during the lecture?

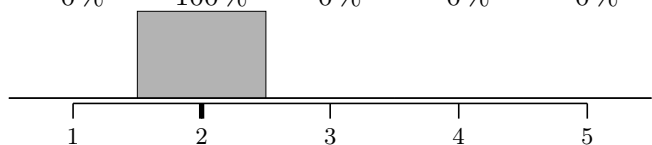
Everything – Nothing

0% 100% 0% 0% 0%

Answers: 3

Mean: 2.0

Standard-Deviation: 0.0



2.2.2 Did the lecturer answer your questions profoundly?

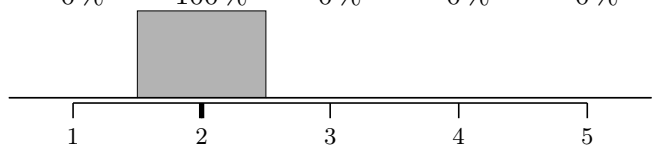
Always – Never

0% 100% 0% 0% 0%

Answers: 3

Mean: 2.0

Standard-Deviation: 0.0



2.2.3 Was the lecturer available for questions outside of the lecture?

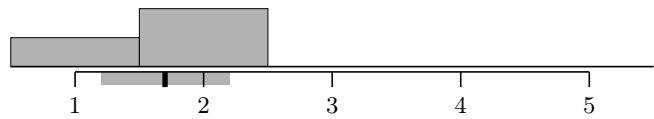
Always – Never

33% 67% 0% 0% 0%

Answers: 3

Mean: 1.7

Standard-Deviation: 0.5



2.2.4 Could you understand the lecturer acoustically?

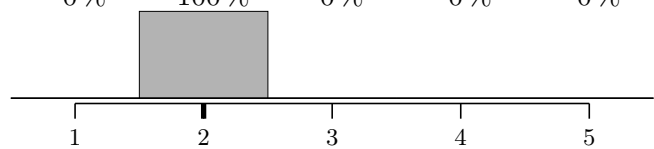
Very well – Not at all

0% 100% 0% 0% 0%

Answers: 3

Mean: 2.0

Standard-Deviation: 0.0



2.2.5 The speed of proceeding was...

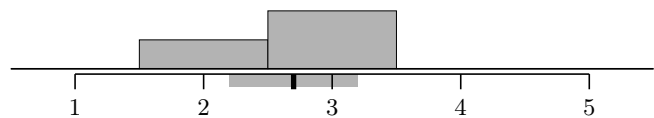
Too fast – Too slow

0% 33% 67% 0% 0%

Answers: 3

Mean: 2.7

Standard-Deviation: 0.5



2.3 Please rate PD Dr. Volker Steinhage.

2.3.1 How much of the content do you understand during the lecture?

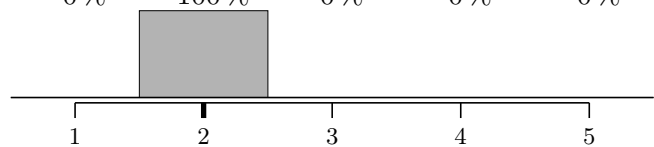
Everything – Nothing

0% 100% 0% 0% 0%

Answers: 3

Mean: 2.0

Standard-Deviation: 0.0



2.3.2 Did the lecturer answer your questions profoundly?

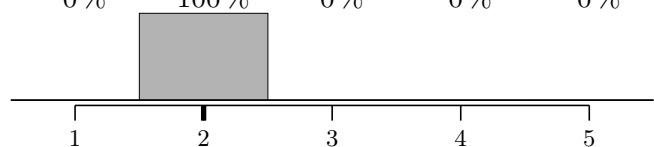
Always – Never

0% 100% 0% 0% 0%

Answers: 3

Mean: 2.0

Standard-Deviation: 0.0



2.3.3 Was the lecturer available for questions outside of the lecture?

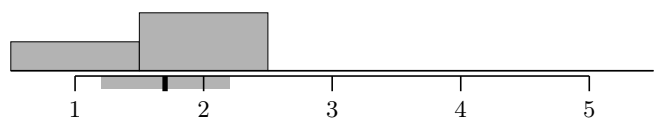
Always – Never

33% 67% 0% 0% 0%

Answers: 3

Mean: 1.7

Standard-Deviation: 0.5



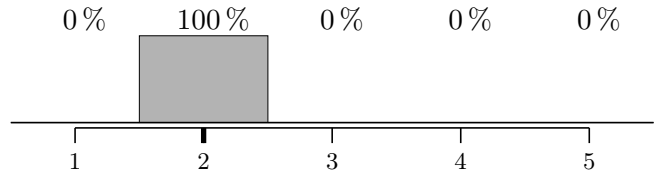
2.3.4 Could you understand the lecturer acoustically?

Very well – Not at all

Answers: 3

Mean: 2.0

Standard-Deviation: 0.0



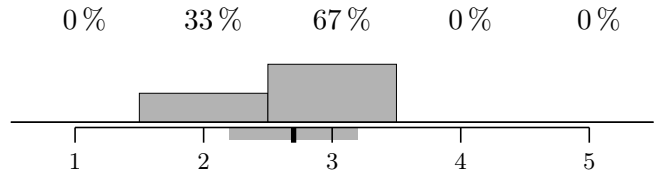
2.3.5 The speed of proceeding was...

Too fast – Too slow

Answers: 3

Mean: 2.7

Standard-Deviation: 0.5



3 Module Evaluation

3.1 Please rate the module as a whole.

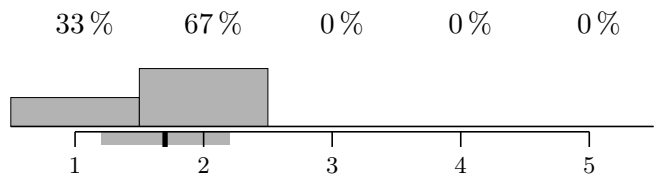
3.1.1 Did the course teach you helpful knowledge and abilities that will be useful in later work life?

Much – Nothing

Answers: 3

Mean: 1.7

Standard-Deviation: 0.5



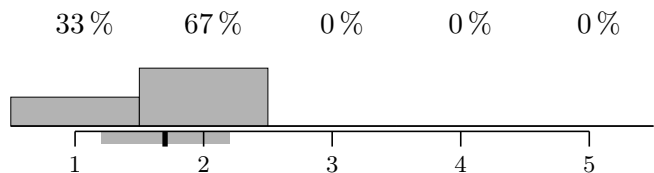
3.1.2 Do the obligatory course achievements support successful completion of the module?

Yes – No

Answers: 3

Mean: 1.7

Standard-Deviation: 0.5



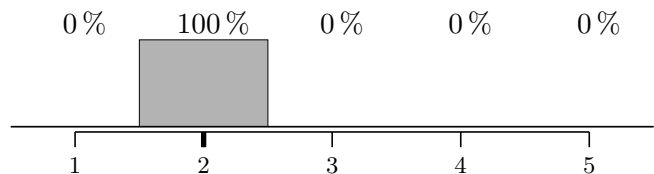
3.1.3 Do you think the obligatory course achievements are adequate?

Yes – No

Answers: 3

Mean: 2.0

Standard-Deviation: 0.0



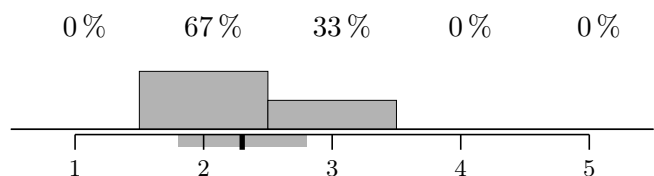
3.1.4 Did your interest in this module's field of study change?

Strongly inc. – Strongly dec.

Answers: 3

Mean: 2.3

Standard-Deviation: 0.5



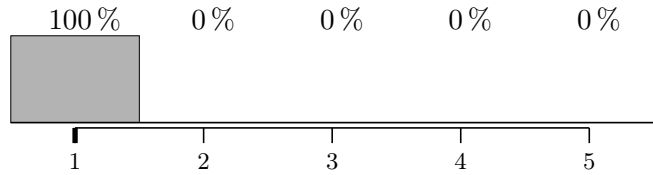
3.1.5 Would you recommend taking this module to your best friend?

Yes – No

Answers: 3

Mean: 1.0

Standard-Deviation: 0.0



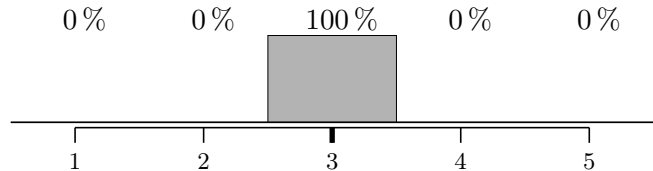
3.1.6 In relation to the number of credit points awarded, is the amount of work to be done justified?

Too high – Too low


Answers: 3

Mean: 3.0

Standard-Deviation: 0.0



3.2 How much time did you spend on this module every week, including lecture, exercises, exercise tasks. . . ?



4 Exercise Evaluation

4.1 Please rate the quality of the exercises that accompanied the lecture.

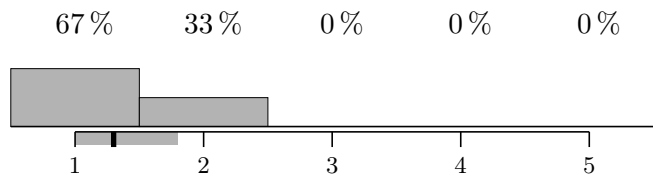
4.1.1 How often did you attend the exercise class?

Always – Never

Answers: 3

Mean: 1.3

Standard-Deviation: 0.5




4.1.2 Have the exercise sheets been available on time?

Always – Never

Answers: 3

Mean: 1.0

Standard-Deviation: 0.0



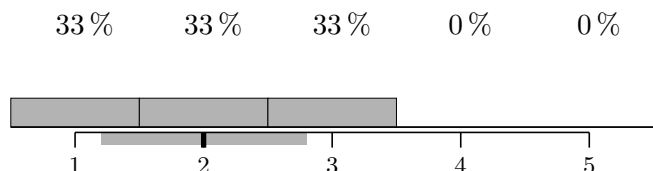
4.1.3 The difficulty of the exercise sheets varied...

Not at all – Greatly

Answers: 3

Mean: 2.0

Standard-Deviation: 0.8



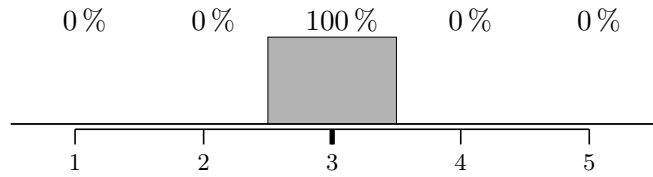
4.1.4 Did the contents of the exercises match the current contents of the lecture?

Lecture far ahead – Lecture far behind

Answers: 3

Mean: 3.0

Standard-Deviation: 0.0



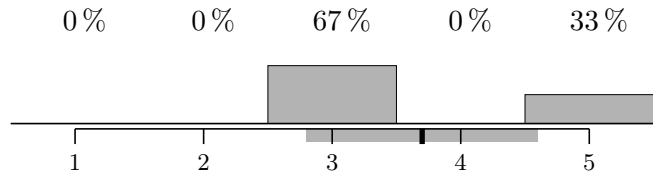
4.1.5 Judge the size of your exercise group!

Too big – Too small

Answers: 3

Mean: 3.7

Standard-Deviation: 0.9



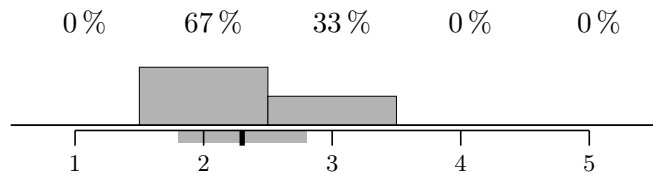
4.1.6 Usually I thought the exercises were...

Too difficult – Very easy

Answers: 3

Mean: 2.3

Standard-Deviation: 0.5



5 Exercise Class Evaluation

5.1 Please rate the exercise class you visited.

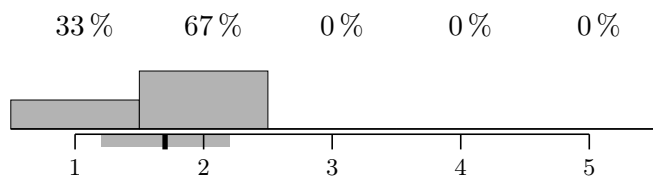
5.1.1 Has the tutor been available for questions outside of the tutorial?

Always – Never

Answers: 3

Mean: 1.7

Standard-Deviation: 0.5



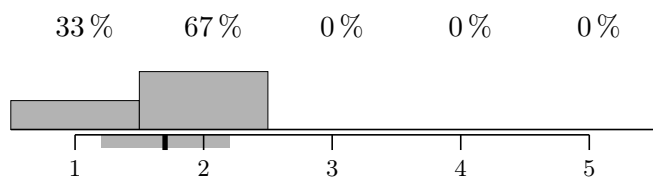
5.1.2 Could you understand your tutor's corrections and gradings?

Always – Never

Answers: 3

Mean: 1.7

Standard-Deviation: 0.5



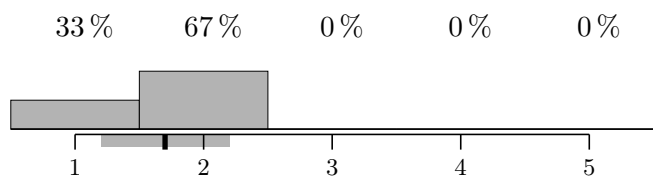
5.1.3 Did the tutor manage to handle all the relevant content in the exercise class?

Always – Never

Answers: 3

Mean: 1.7

Standard-Deviation: 0.5



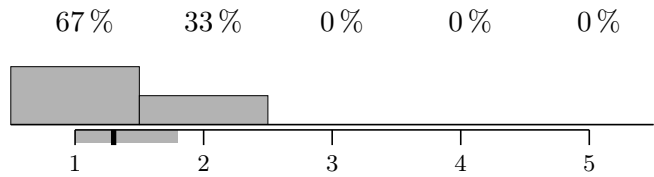
5.1.4 Would you recommend visiting this exercise class?

Yes – No

Answers: 3


Mean: 1.3

Standard-Deviation: 0.5



6 Comprehensive Rating

6.1 Please give an overall rating of the course on a scale from excellent (1) to very poor (6).



7 Free Text Comments

7.1 Which aspects of the course did you like?

7.2 What could be improved?