



Randomized Algorithms and Probabilistic Analysis –  
Prof. Dr. Heiko Röglin; Dr. Melanie Schmidt

Lecture Survey – Fachschaft Informatik

November 29, 2016

## 1 Lecture Evaluation

### 1.1 Please rate the lecture's concept.

#### 1.1.1 How often did you attend the lecture?

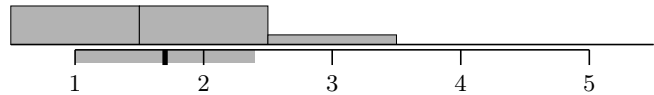
Always – Never

44% 44% 11% 0% 0%

Answers: 9

Mean: 1.7

Standard-Deviation: 0.7



#### 1.1.2 Did the lecture appear to be clearly structured to you?

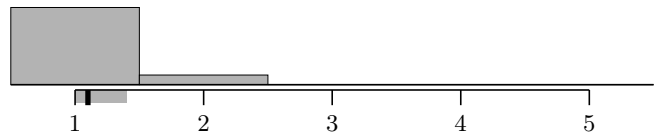
Yes – No

89% 11% 0% 0% 0%

Answers: 9

Mean: 1.1

Standard-Deviation: 0.3



#### 1.1.3 Have topics been illustrated by sensible examples?

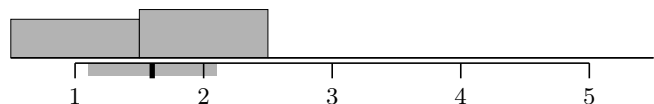
Always – Never

44% 56% 0% 0% 0%

Answers: 9

Mean: 1.6

Standard-Deviation: 0.5



#### 1.1.4 Were the slides/lecture notes helpful?

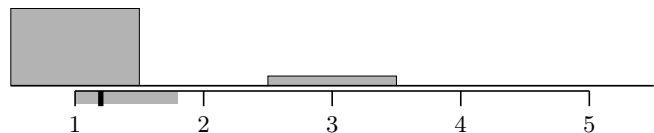
Very helpful – Not helpful

89% 0% 11% 0% 0%

Answers: 9

Mean: 1.2

Standard-Deviation: 0.6



#### 1.1.5 Have the topics been explained extensively enough?

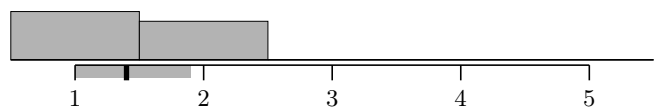
Always – Never

56% 44% 0% 0% 0%

Answers: 9

Mean: 1.4

Standard-Deviation: 0.5



## 2 Lecturer Evaluation

### 2.1 Please rate Prof. Dr. Heiko Röglin.

#### 2.1.1 How much of the content do you understand during the lecture?

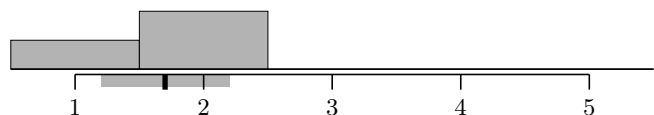
Everything – Nothing

33% 67% 0% 0% 0%

Answers: 9

Mean: 1.7

Standard-Deviation: 0.5



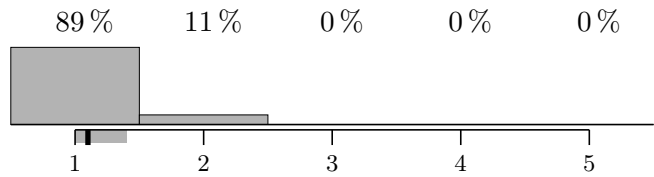
### 2.1.2 Did the lecturer answer your questions profoundly?

Always – Never

Answers: 9

Mean: 1.1

Standard-Deviation: 0.3



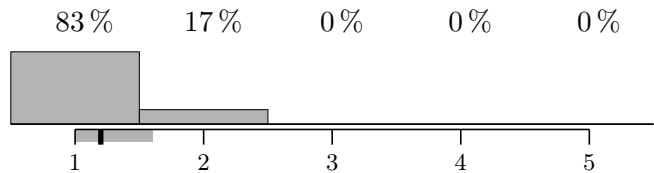
### 2.1.3 Was the lecturer available for questions outside of the lecture?

Always – Never

Answers: 6

Mean: 1.2

Standard-Deviation: 0.4



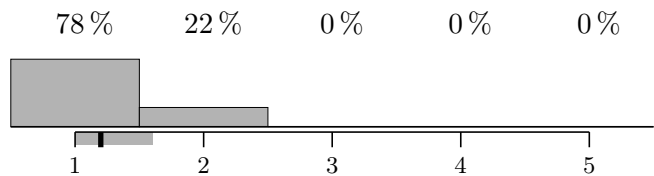
### 2.1.4 Could you understand the lecturer acoustically?

Very well – Not at all

Answers: 9

Mean: 1.2

Standard-Deviation: 0.4



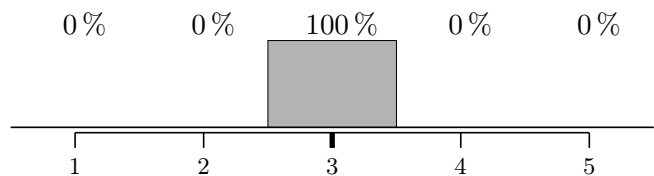
### 2.1.5 The speed of proceeding was...

Too fast – Too slow

Answers: 9

Mean: 3.0

Standard-Deviation: 0.0



## 2.2 Please rate Dr. Melanie Schmidt.

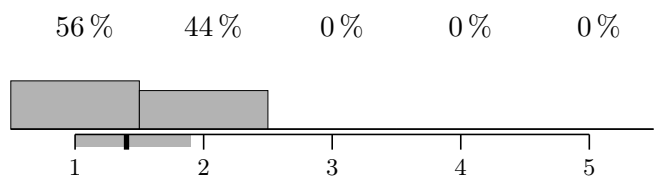
### 2.2.1 How much of the content do you understand during the lecture?

Everything – Nothing

Answers: 9

Mean: 1.4

Standard-Deviation: 0.5




### 2.2.2 Did the lecturer answer your questions profoundly?

Always – Never

Answers: 9

Mean: 1.0

Standard-Deviation: 0.0



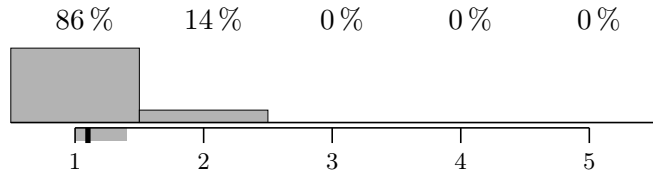
### 2.2.3 Was the lecturer available for questions outside of the lecture?

Always – Never

Answers: 7

Mean: 1.1

Standard-Deviation: 0.3



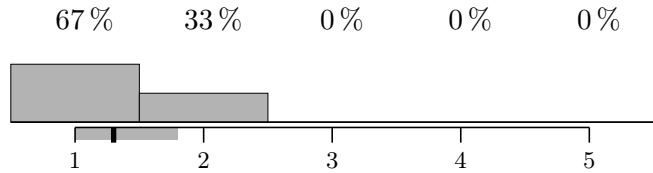
### 2.2.4 Could you understand the lecturer acoustically?

Very well – Not at all

Answers: 9

Mean: 1.3

Standard-Deviation: 0.5



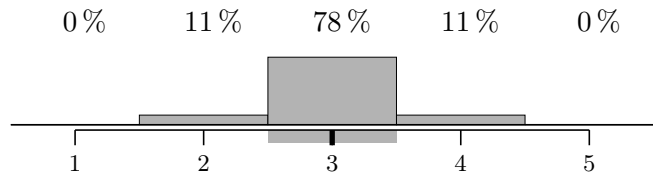
### 2.2.5 The speed of proceeding was...

Too fast – Too slow

Answers: 9

Mean: 3.0

Standard-Deviation: 0.5



## 3 Module Evaluation

### 3.1 Please rate the module as a whole.

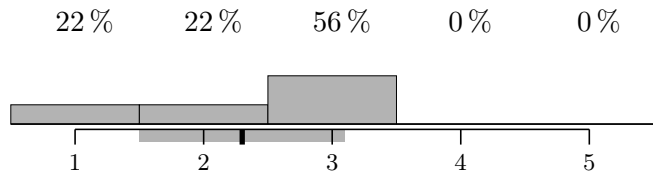
#### 3.1.1 Did the course teach you helpful knowledge and abilities that will be useful in later work life?

Much – Nothing

Answers: 9

Mean: 2.3

Standard-Deviation: 0.8



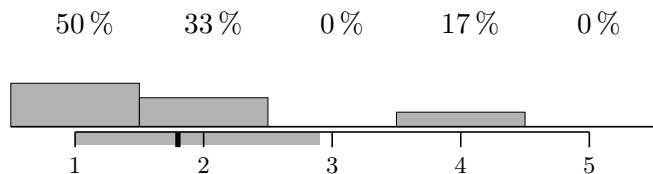
#### 3.1.2 Do the obligatory course achievements support successful completion of the module?

Yes – No

Answers: 6

Mean: 1.8

Standard-Deviation: 1.1



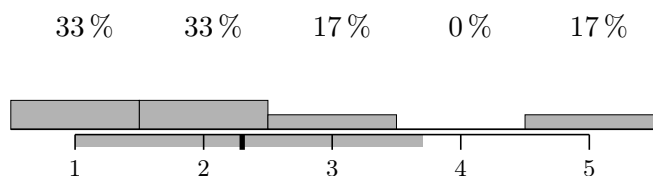
#### 3.1.3 Do you think the obligatory course achievements are adequate?

Yes – No

Answers: 6

Mean: 2.3

Standard-Deviation: 1.4



### 3.1.4 Did your interest in this module's field of study change?


Strongly inc. – Strongly dec.

25% 50% 25% 0% 0%

Answers: 8

Mean: 2.0

Standard-Deviation: 0.7



### 3.1.5 Would you recommend taking this module to your best friend?

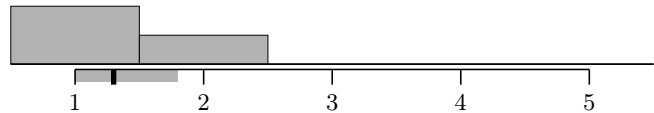
Yes – No

67% 33% 0% 0% 0%

Answers: 9

Mean: 1.3

Standard-Deviation: 0.5



### 3.1.6 In relation to the number of credit points awarded, is the amount of work to be done justified?

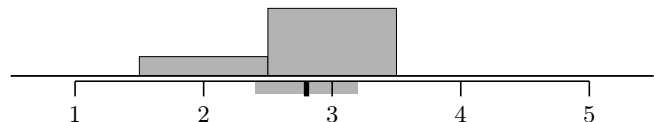
Too high – Too low

0% 22% 78% 0% 0%

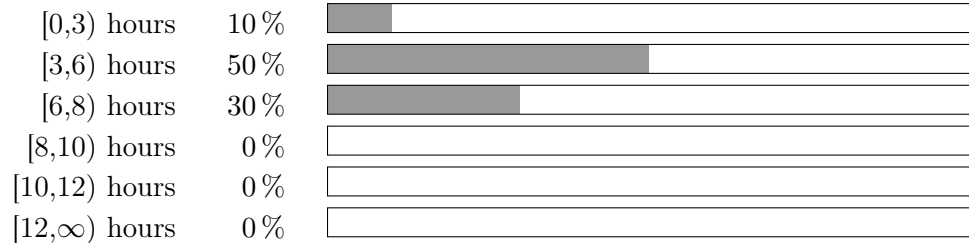
Answers: 9

Mean: 2.8

Standard-Deviation: 0.4



### 3.2 How much time did you spend on this module every week, including lecture, exercises, exercise tasks...?



## 4 Exercise Evaluation

### 4.1 Please rate the quality of the exercises that accompanied the lecture.

#### 4.1.1 How often did you attend the exercise class?

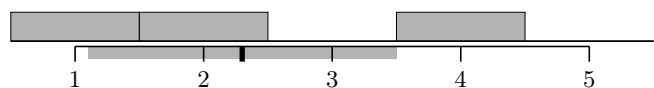
Always – Never

33% 33% 0% 33% 0%

Answers: 9

Mean: 2.3

Standard-Deviation: 1.2



#### 4.1.2 Have the exercise sheets been available on time?

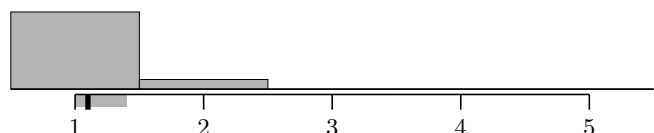
Always – Never

89% 11% 0% 0% 0%

Answers: 9

Mean: 1.1

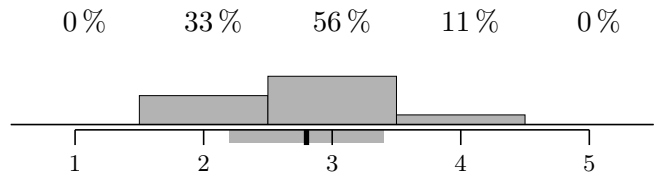
Standard-Deviation: 0.3



### 4.1.3 The difficulty of the exercise sheets varied...

Not at all – Greatly

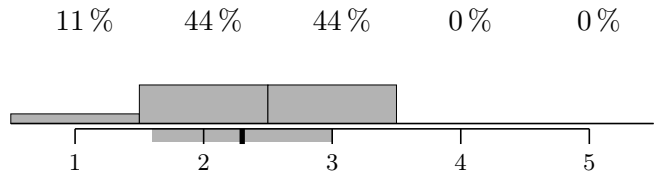
Answers: 9  
Mean: 2.8  
Standard-Deviation: 0.6



### 4.1.4 Did the contents of the exercises match the current contents of the lecture?

Lecture far ahead – Lecture far behind

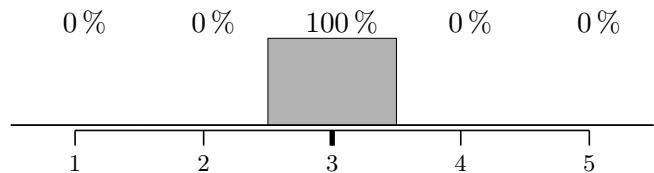
Answers: 9  
Mean: 2.3  
Standard-Deviation: 0.7



### 4.1.5 Judge the size of your exercise group!

Too big – Too small

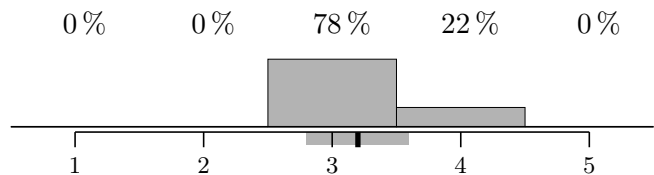
Answers: 9  
Mean: 3.0  
Standard-Deviation: 0.0



### 4.1.6 Usually I thought the exercises were...

Too difficult – Very easy

Answers: 9  
Mean: 3.2  
Standard-Deviation: 0.4



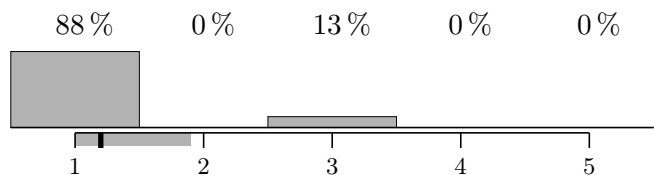
## 5 Exercise Class Evaluation

### 5.1 Please rate the exercise class you visited.

#### 5.1.1 Has the tutor been available for questions outside of the tutorial?

Always – Never

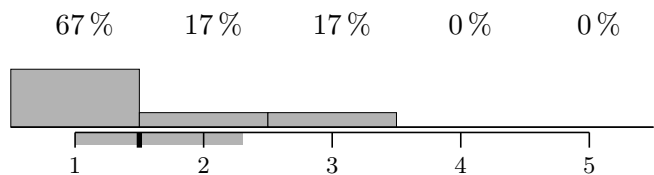
Answers: 8  
Mean: 1.2  
Standard-Deviation: 0.7



#### 5.1.2 Could you understand your tutor's corrections and gradings?

Always – Never

Answers: 6  
Mean: 1.5  
Standard-Deviation: 0.8



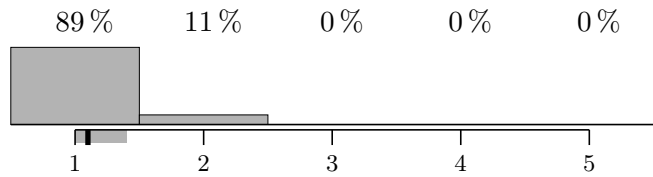
### 5.1.3 Did the tutor manage to handle all the relevant content in the exercise class?

Always – Never

Answers: 9

Mean: 1.1

Standard-Deviation: 0.3



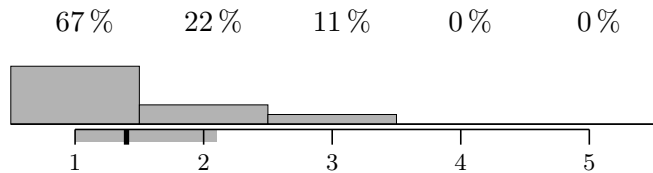
### 5.1.4 Would you recommend visiting this exercise class?

Yes – No

Answers: 9


Mean: 1.4

Standard-Deviation: 0.7



## 6 Comprehensive Rating

### 6.1 Please give an overall rating of the course on a scale from excellent (1) to very poor (6).



## 7 Free Text Comments

### 7.1 Which aspects of the course did you like?

/

---

Skript is very good

### 7.2 What could be improved?

In topics of randomised algorithms some new problems and issues like data stream algorithm is good to be covered.

/

### 7.3 You can leave remarks and further feedback here.

/

---

course has no obligatory achievement

# Lecturers' Questionnaire

This part contains data provided by the lecturers.

## 1 Lecture metadata

Number of students in the lecture at the beginning of the semester	20
Number of students in the lecture at the end of the semester	10
Number of students participating in the exercise classes at the beginning of the semester	20
Number of students participating in the exercise classes at the end of the semester	8
Number of students that have registered for the exam	17

## 2 Exercise classes

Number of exercise classes	2
Average number of students per exercise class at the end of the semester	4

The students have been assigned to an exercise class in the following way:

Assignment by the lecturer

## 3 Helpful stuff

There has been **no** test exam.

Sample solutions for exercise tasks have been distributed.

## 4 Free text comments

### 4.1 In your opinion, what aspects of the module worked well this semester?

interaction with students in class

### 4.2 What would you change if you were to offer this module again and why?

slightly longer part about randomized algorithms

### 4.3 In case there have been obligatory course achievements: Please judge on their effectivity regarding the learning success of the students.

-

### 4.4 Further remarks

-