

# Online Motion Planning – PD Dr. Elmar Langetepe

Lecture Survey – Fachschaft Informatik

November 29, 2016

## 1 Lecture Evaluation

### 1.1 Please rate the lecture's concept.

#### 1.1.1 How often did you attend the lecture?

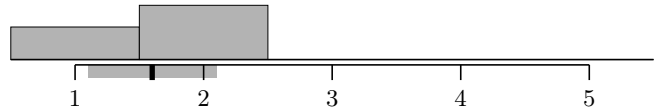
Always – Never

38% 63% 0% 0% 0%

Answers: 8

Mean: 1.6

Standard-Deviation: 0.5



#### 1.1.2 Did the lecture appear to be clearly structured to you?

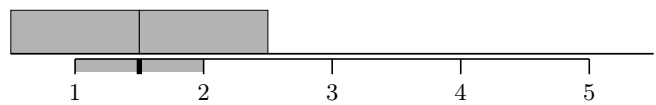
Yes – No

50% 50% 0% 0% 0%

Answers: 8

Mean: 1.5

Standard-Deviation: 0.5



#### 1.1.3 Have topics been illustrated by sensible examples?

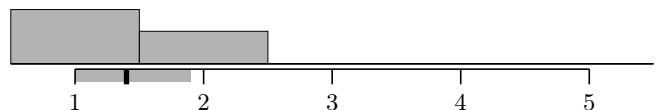
Always – Never

63% 38% 0% 0% 0%

Answers: 8

Mean: 1.4

Standard-Deviation: 0.5



#### 1.1.4 Were the slides/lecture notes helpful?

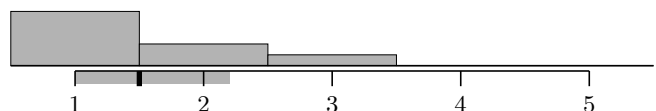
Very helpful – Not helpful

63% 25% 13% 0% 0%

Answers: 8

Mean: 1.5

Standard-Deviation: 0.7



#### 1.1.5 Have the topics been explained extensively enough?

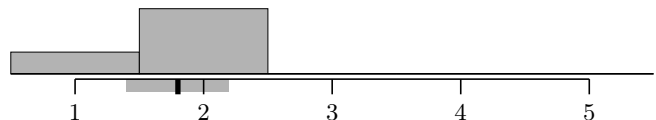
Always – Never

25% 75% 0% 0% 0%

Answers: 8

Mean: 1.8

Standard-Deviation: 0.4



## 2 Lecturer Evaluation

### 2.1 Please rate PD Dr. Elmar Langetepe.

#### 2.1.1 How much of the content do you understand during the lecture?

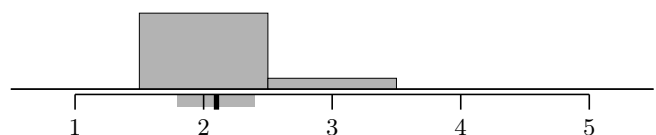
Everything – Nothing

0% 88% 13% 0% 0%

Answers: 8

Mean: 2.1

Standard-Deviation: 0.3



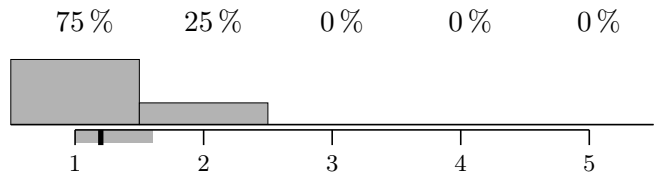
### 2.1.2 Did the lecturer answer your questions profoundly?

Always – Never

Answers: 8

Mean: 1.2

Standard-Deviation: 0.4



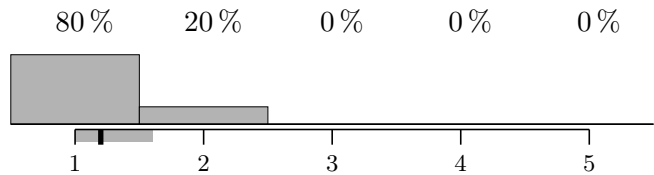
### 2.1.3 Was the lecturer available for questions outside of the lecture?

Always – Never

Answers: 5

Mean: 1.2

Standard-Deviation: 0.4



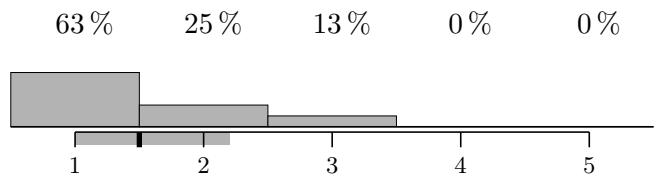
### 2.1.4 Could you understand the lecturer acoustically?

Very well – Not at all

Answers: 8

Mean: 1.5

Standard-Deviation: 0.7



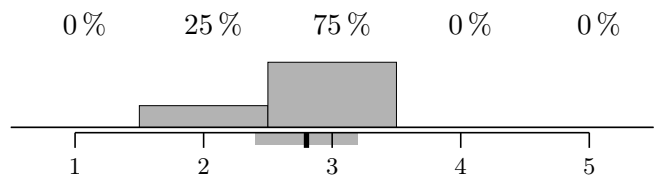
### 2.1.5 The speed of proceeding was...

Too fast – Too slow

Answers: 8

Mean: 2.8

Standard-Deviation: 0.4



## 3 Module Evaluation

### 3.1 Please rate the module as a whole.

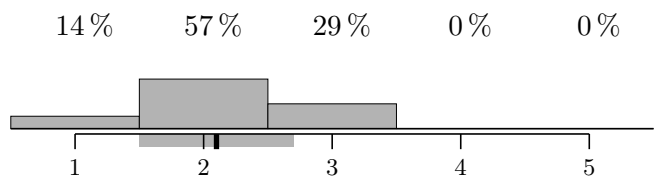
#### 3.1.1 Did the course teach you helpful knowledge and abilities that will be useful in later work life?

Much – Nothing

Answers: 7

Mean: 2.1

Standard-Deviation: 0.6



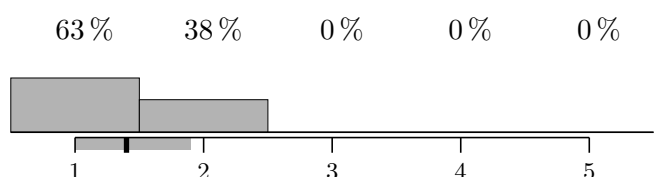
#### 3.1.2 Do the obligatory course achievements support successful completion of the module?

Yes – No

Answers: 8

Mean: 1.4

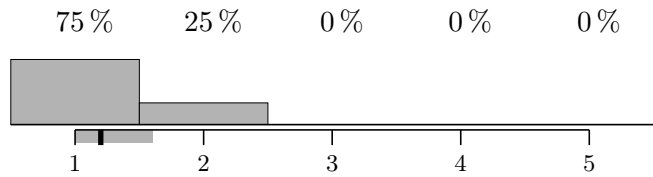
Standard-Deviation: 0.5



### 3.1.3 Do you think the obligatory course achievements are adequate?

Yes – No

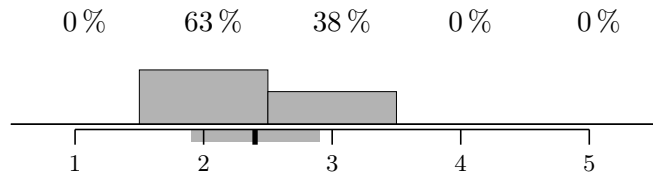
Answers: 8  
 Mean: 1.2  
 Standard-Deviation: 0.4



### 3.1.4 Did your interest in this module's field of study change?

Strongly inc. – Strongly dec.

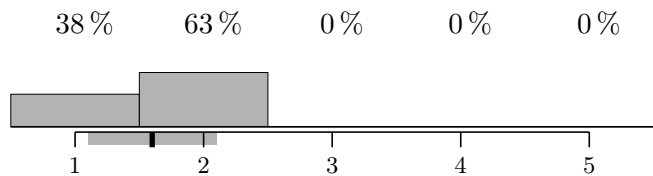
Answers: 8  
 Mean: 2.4  
 Standard-Deviation: 0.5



### 3.1.5 Would you recommend taking this module to your best friend?

Yes – No

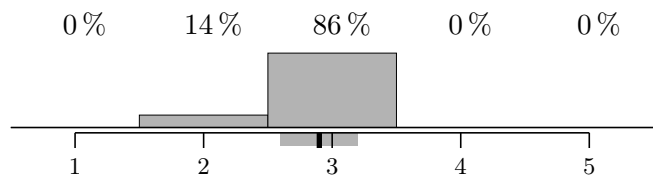
Answers: 8  
 Mean: 1.6  
 Standard-Deviation: 0.5



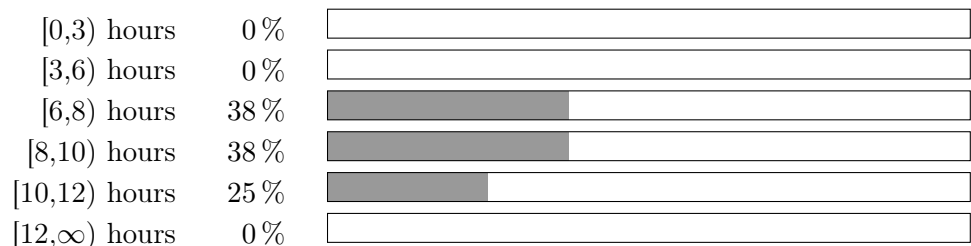
### 3.1.6 In relation to the number of credit points awarded, is the amount of work to be done justified?

Too high – Too low

Answers: 7  
 Mean: 2.9  
 Standard-Deviation: 0.3



### 3.2 How much time did you spend on this module every week, including lecture, exercises, exercise tasks...?



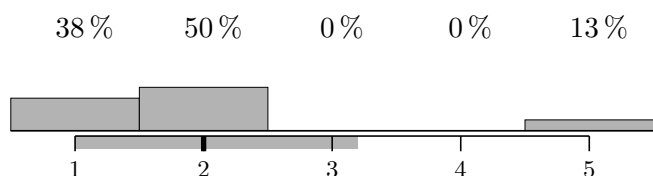
## 4 Exercise Evaluation

### 4.1 Please rate the quality of the exercises that accompanied the lecture.

#### 4.1.1 How often did you attend the exercise class?

Always – Never

Answers: 8  
 Mean: 2.0  
 Standard-Deviation: 1.2



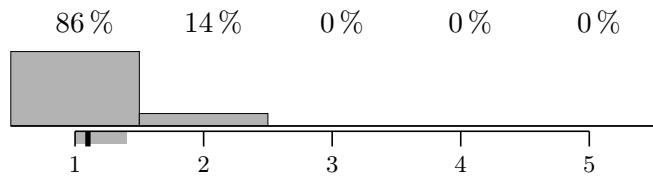
#### 4.1.2 Have the exercise sheets been available on time?

Always – Never

Answers: 7

Mean: 1.1

Standard-Deviation: 0.3



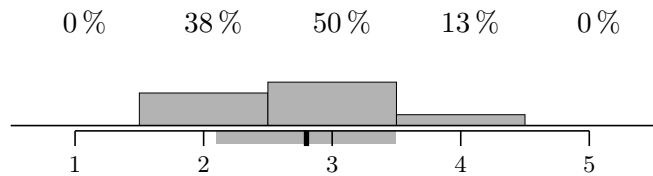
#### 4.1.3 The difficulty of the exercise sheets varied...

Not at all – Greatly

Answers: 8

Mean: 2.8

Standard-Deviation: 0.7



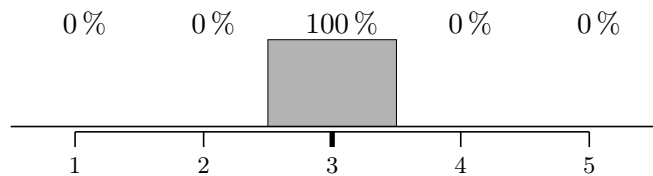
#### 4.1.4 Did the contents of the exercises match the current contents of the lecture?

Lecture far ahead – Lecture far behind

Answers: 8

Mean: 3.0

Standard-Deviation: 0.0



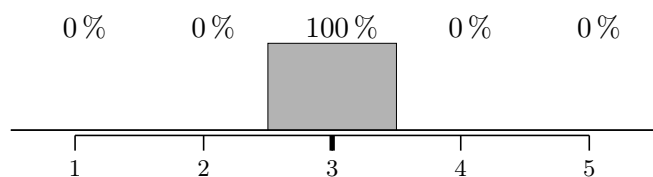
#### 4.1.5 Judge the size of your exercise group!

Too big – Too small

Answers: 7

Mean: 3.0

Standard-Deviation: 0.0



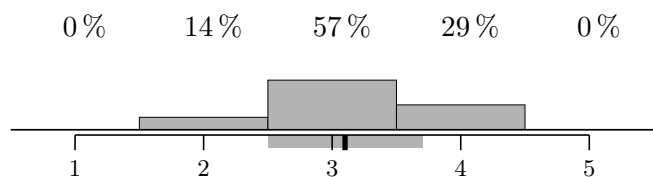
#### 4.1.6 Usually I thought the exercises were...

Too difficult – Very easy

Answers: 7

Mean: 3.1

Standard-Deviation: 0.6



### 5 Exercise Class Evaluation

#### 5.1 Please rate the exercise class you visited.

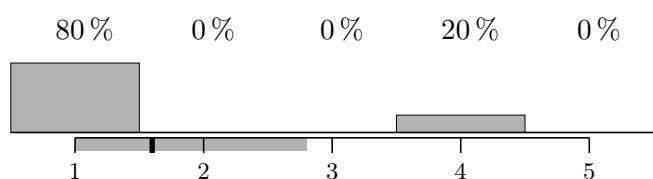
##### 5.1.1 Has the tutor been available for questions outside of the tutorial?

Always – Never

Answers: 5

Mean: 1.6

Standard-Deviation: 1.2



### 5.1.2 Could you understand your tutor's corrections and gradings?

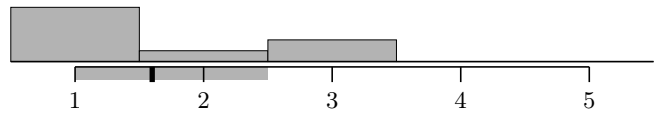
Always – Never

63% 13% 25% 0% 0%

Answers: 8

Mean: 1.6

Standard-Deviation: 0.9



### 5.1.3 Did the tutor manage to handle all the relevant content in the exercise class?

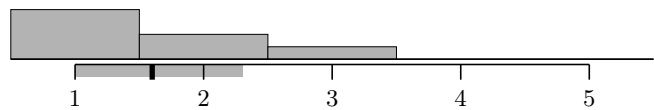
Always – Never

57% 29% 14% 0% 0%

Answers: 7

Mean: 1.6

Standard-Deviation: 0.7



### 5.1.4 Would you recommend visiting this exercise class?

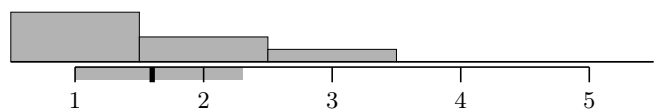
Yes – No

57% 29% 14% 0% 0%

Answers: 7


Mean: 1.6

Standard-Deviation: 0.7



## 6 Comprehensive Rating

### 6.1 Please give an overall rating of the course on a scale from excellent (1) to very poor (6).



## 7 Free Text Comments

### 7.1 Which aspects of the course did you like?

The examples, the lecture notes

### 7.2 What could be improved?

\* translation errors (or not-translated parts) on the slides

### 7.3 You can leave remarks and further feedback here.

The lecture has a lot of content. Will be hard to memorize everything for the exam.