

Mobile Communication – Dr. rer. nat. Matthias Frank,  
Akademischer Oberrat

Lecture Survey – Fachschaft Informatik

November 29, 2016

## 1 Lecture Evaluation

### 1.1 Please rate the lecture's concept.

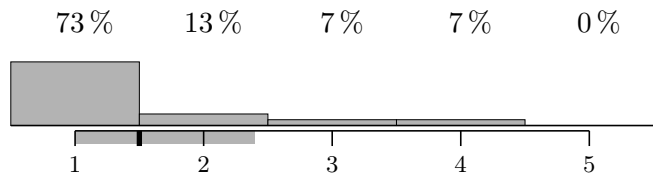
#### 1.1.1 How often did you attend the lecture?

Always – Never

Answers: 15

Mean: 1.5

Standard-Deviation: 0.9



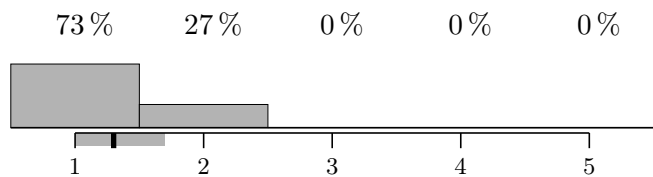
#### 1.1.2 Did the lecture appear to be clearly structured to you?

Yes – No

Answers: 15

Mean: 1.3

Standard-Deviation: 0.4



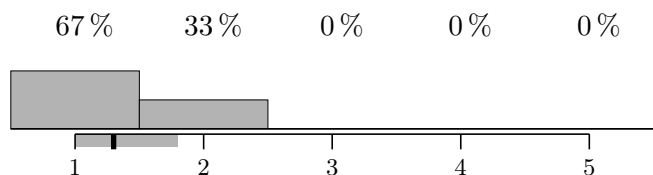
#### 1.1.3 Have topics been illustrated by sensible examples?

Always – Never

Answers: 15

Mean: 1.3

Standard-Deviation: 0.5



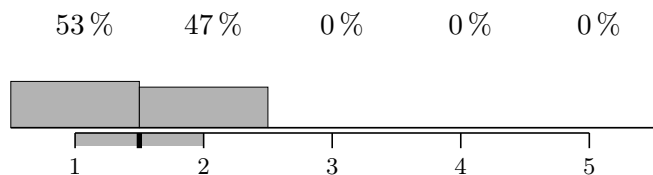
#### 1.1.4 Were the slides/lecture notes helpful?

Very helpful – Not helpful

Answers: 15

Mean: 1.5

Standard-Deviation: 0.5



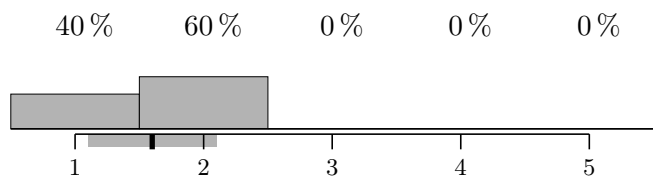
#### 1.1.5 Have the topics been explained extensively enough?

Always – Never

Answers: 15

Mean: 1.6

Standard-Deviation: 0.5



## 2 Lecturer Evaluation

### 2.1 Please rate Dr. rer. nat. Matthias Frank, Akademischer Oberrat.

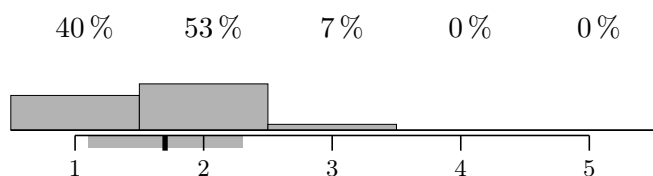
#### 2.1.1 How much of the content do you understand during the lecture?

Everything – Nothing

Answers: 15

Mean: 1.7

Standard-Deviation: 0.6



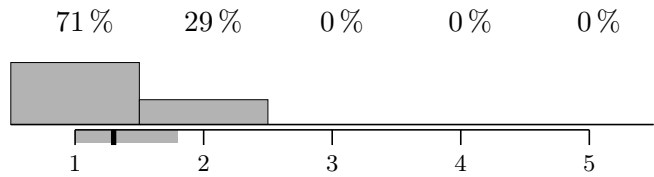
### 2.1.2 Did the lecturer answer your questions profoundly?

Always – Never

Answers: 14

Mean: 1.3

Standard-Deviation: 0.5



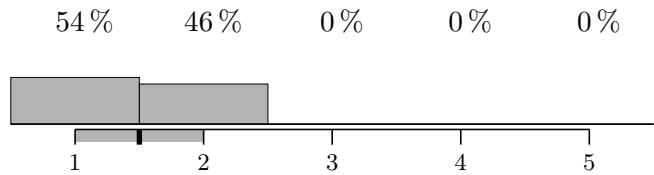
### 2.1.3 Was the lecturer available for questions outside of the lecture?

Always – Never

Answers: 13

Mean: 1.5

Standard-Deviation: 0.5



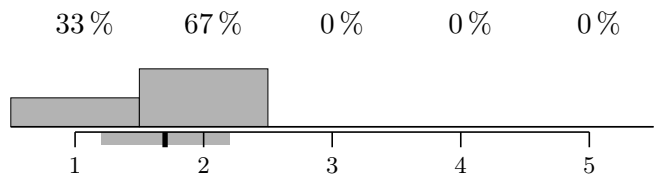
### 2.1.4 Could you understand the lecturer acoustically?

Very well – Not at all

Answers: 15

Mean: 1.7

Standard-Deviation: 0.5



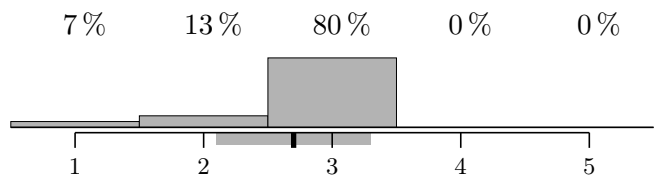
### 2.1.5 The speed of proceeding was...

Too fast – Too slow

Answers: 15

Mean: 2.7

Standard-Deviation: 0.6



## 3 Module Evaluation

### 3.1 Please rate the module as a whole.

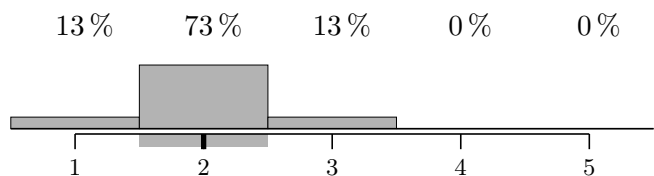
#### 3.1.1 Did the course teach you helpful knowledge and abilities that will be useful in later work life?

Much – Nothing

Answers: 15

Mean: 2.0

Standard-Deviation: 0.5



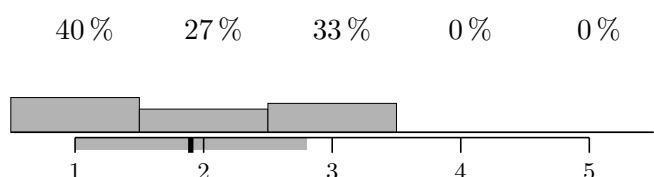
#### 3.1.2 Do the obligatory course achievements support successful completion of the module?

Yes – No

Answers: 15

Mean: 1.9

Standard-Deviation: 0.9



### 3.1.3 Do you think the obligatory course achievements are adequate?

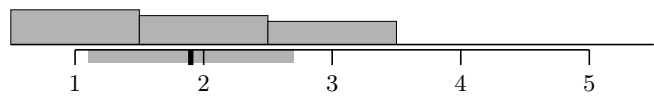
Yes – No

40% 33% 27% 0% 0%

Answers: 15

Mean: 1.9

Standard-Deviation: 0.8



### 3.1.4 Did your interest in this module's field of study change?

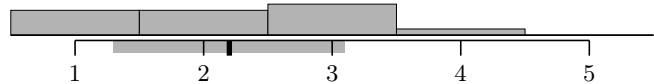
Strongly inc. – Strongly dec.

29% 29% 36% 7% 0%

Answers: 14

Mean: 2.2

Standard-Deviation: 0.9



### 3.1.5 Would you recommend taking this module to your best friend?

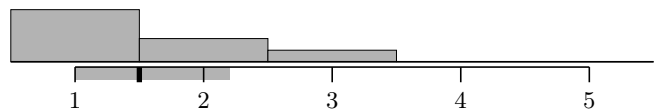
Yes – No

60% 27% 13% 0% 0%

Answers: 15

Mean: 1.5

Standard-Deviation: 0.7



### 3.1.6 In relation to the number of credit points awarded, is the amount of work to be done justified?

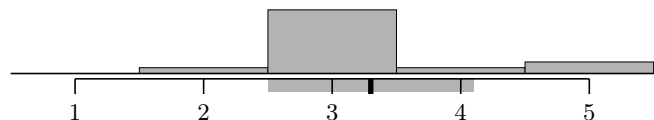
Too high – Too low

0% 7% 73% 7% 13%

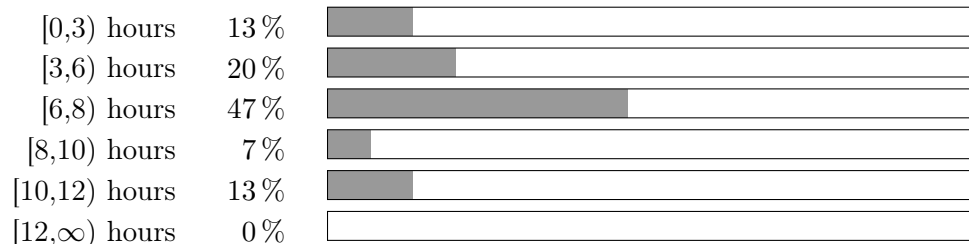
Answers: 15

Mean: 3.3

Standard-Deviation: 0.8



## 3.2 How much time did you spend on this module every week, including lecture, exercises, exercise tasks...?



## 4 Exercise Evaluation

### 4.1 Please rate the quality of the exercises that accompanied the lecture.

#### 4.1.1 How often did you attend the exercise class?

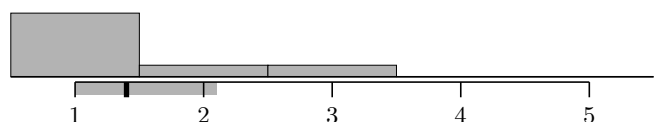
Always – Never

73% 13% 13% 0% 0%

Answers: 15

Mean: 1.4

Standard-Deviation: 0.7



#### 4.1.2 Have the exercise sheets been available on time?

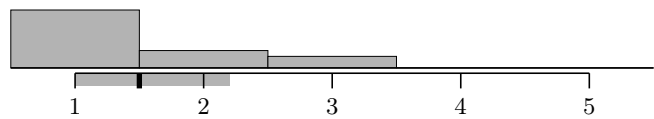
Always – Never

67% 20% 13% 0% 0%

Answers: 15

Mean: 1.5

Standard-Deviation: 0.7



#### 4.1.3 The difficulty of the exercise sheets varied...

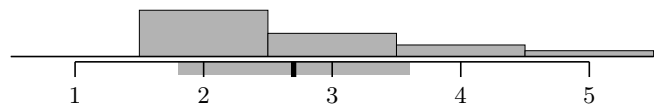
Not at all – Greatly

0% 53% 27% 13% 7%

Answers: 15

Mean: 2.7

Standard-Deviation: 0.9



#### 4.1.4 Did the contents of the exercises match the current contents of the lecture?

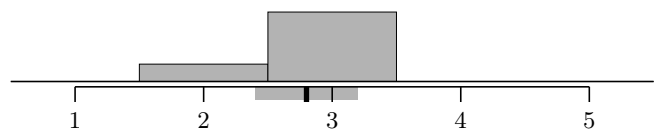
Lecture far ahead – Lecture far behind

0% 20% 80% 0% 0%

Answers: 15

Mean: 2.8

Standard-Deviation: 0.4



#### 4.1.5 Judge the size of your exercise group!

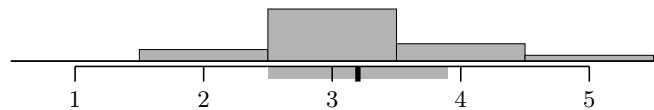
Too big – Too small

0% 13% 60% 20% 7%

Answers: 15

Mean: 3.2

Standard-Deviation: 0.7



#### 4.1.6 Usually I thought the exercises were...

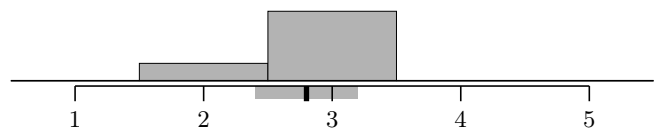
Too difficult – Very easy

0% 20% 80% 0% 0%

Answers: 15

Mean: 2.8

Standard-Deviation: 0.4



### 5 Exercise Class Evaluation

#### 5.1 Please rate the exercise class you visited.

##### 5.1.1 Has the tutor been available for questions outside of the tutorial?

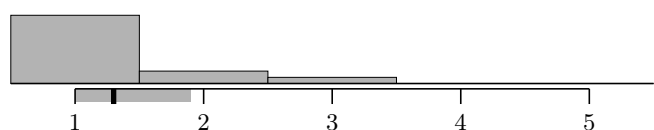
Always – Never

79% 14% 7% 0% 0%

Answers: 14

Mean: 1.3

Standard-Deviation: 0.6



### 5.1.2 Could you understand your tutor's corrections and gradings?

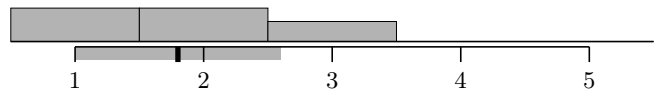
Always – Never

38% 38% 23% 0% 0%

Answers: 13

Mean: 1.8

Standard-Deviation: 0.8



### 5.1.3 Did the tutor manage to handle all the relevant content in the exercise class?


Always – Never

21% 64% 7% 7% 0%

Answers: 14

Mean: 2.0

Standard-Deviation: 0.8



### 5.1.4 Would you recommend visiting this exercise class?

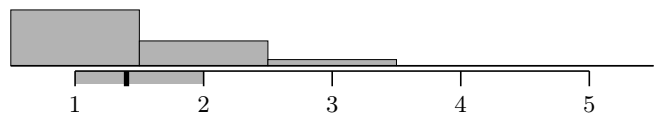
Yes – No

64% 29% 7% 0% 0%

Answers: 14


Mean: 1.4

Standard-Deviation: 0.6



## 6 Comprehensive Rating

### 6.1 Please give an overall rating of the course on a scale from excellent (1) to very poor (6).



## 7 Free Text Comments

### 7.1 Which aspects of the course did you like?

The professor. Proactive & super helpful. V ery enthusiastic & approachable.  
Well structured course.

---

GSM

Bluetooth

---

class teaching, Practical Assignments.

---

slides have all the important information

### 7.2 What could be improved?

Tutor: should match the professors verve and enthusiasm.

---

the exercises tend to be long

### **7.3 You can leave remarks and further feedback here.**

A primer (few slides maybe) on statistical analysis would have been really helpful for the practical exercises.

---

It would be great if the lecture ends within exactly 90 mins

---

overall good class to attend and a good subject :)

---

not necessary to fulfill all chapters maybe you can remove one chapters & go a bit slower.

# Fragebogen für Lehrende

Die Daten aus diesem Teil stammen von den Lehrenden.

## 1 Vorlesungsdaten

Anzahl Studierender in der Vorlesung zu Beginn des Semesters	40
Anzahl Studierender in der Vorlesung zum Ende des Semesters	22
Anzahl Studierender in den Übungen zu Beginn des Semesters	40
Anzahl Studierender in den Übungen zum Ende des Semesters	22
Zahl der Klausuranmeldungen	24

## 2 Übungsbetrieb

Anzahl der Übungsgruppen	1
Durchschnittliche Gruppengröße zum Ende des Semesters	20

Die Übungsgruppen wurden wie folgt eingeteilt:

Nicht zutreffend: Es gab nur 1 Übungsgruppe.

## 3 Hilfreiches

Eine Probeklausur wurde nicht angeboten.

Musterlösungen für Übungsaufgaben wurden nicht angeboten.

## 4 Freitextfelder

### 4.1 Was hat Ihrer Ansicht nach bei der Durchführung des Moduls gut funktioniert?

2 praktische Übungsaufgaben mit Bearbeitung jeweils über mehrere Wochen.

- 1. Aufgabe: wie in Vorjahren
- 2. Aufgabe: neu in SS2016, hat gut geklappt

### 4.2 Was würden Sie beim nächsten Mal anders machen und weshalb?

Bedingungen für theoretische Übungen wurden nach Diskussion mit Teilnehmer/innen aufgehoben.

Das war nicht gut und wird in geeigneter Form im SS2017 wieder anders gemacht.

### 4.3 Falls Studienleistungen verlangt wurden: Wie bewerten Sie deren Wirksamkeit bezüglich des Lernerfolgs?

- Teil mit praktischen Aufgaben: sehr gut!
- Studienleistungen für theor. Übungen werden in Zukunft wieder eingeführt (siehe 4.2)



#### **4.4 Weitere Anmerkungen**

-