



Enterprise Information Systems – Prof. Dr. Sören Auer;
Dr. Maria-Esther Vidal; Dr. Christoph Lange-Bever

Lecture Survey – Fachschaft Informatik

November 29, 2016

1 Lecture Evaluation

1.1 Please rate the lecture's concept.

1.1.1 How often did you attend the lecture?

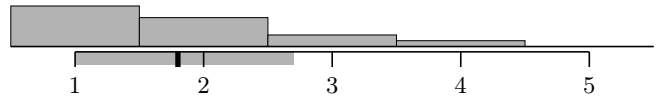
Always – Never

47% 33% 13% 7% 0%

Answers: 15

Mean: 1.8

Standard-Deviation: 0.9



1.1.2 Did the lecture appear to be clearly structured to you?

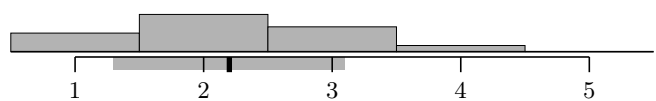
Yes – No

21% 43% 29% 7% 0%

Answers: 14

Mean: 2.2

Standard-Deviation: 0.9



1.1.3 Have topics been illustrated by sensible examples?

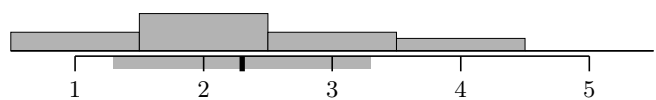
Always – Never

21% 43% 21% 14% 0%

Answers: 14

Mean: 2.3

Standard-Deviation: 1.0



1.1.4 Were the slides/lecture notes helpful?

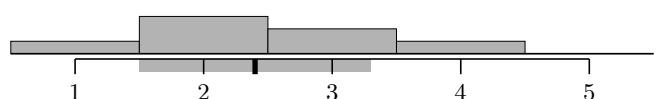
Very helpful – Not helpful

14% 43% 29% 14% 0%

Answers: 14

Mean: 2.4

Standard-Deviation: 0.9



1.1.5 Have the topics been explained extensively enough?

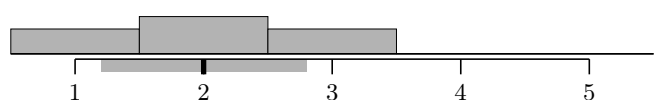
Always – Never

29% 43% 29% 0% 0%

Answers: 14

Mean: 2.0

Standard-Deviation: 0.8



2 Lecturer Evaluation

2.1 Please rate Prof. Dr. Sören Auer.

2.1.1 How much of the content do you understand during the lecture?

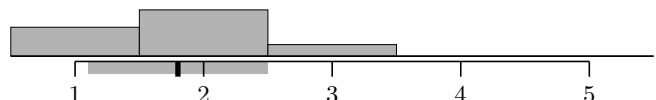
Everything – Nothing

33% 53% 13% 0% 0%

Answers: 15

Mean: 1.8

Standard-Deviation: 0.7



2.1.2 Did the lecturer answer your questions profoundly?

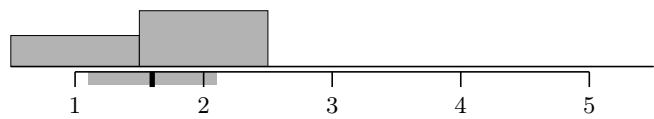
Always – Never

36% 64% 0% 0% 0%

Answers: 14

Mean: 1.6

Standard-Deviation: 0.5



2.1.3 Was the lecturer available for questions outside of the lecture?

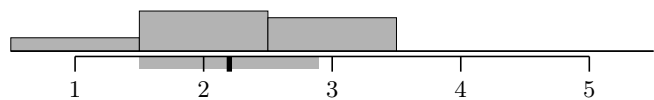
Always – Never

15% 46% 38% 0% 0%

Answers: 13

Mean: 2.2

Standard-Deviation: 0.7



2.1.4 Could you understand the lecturer acoustically?

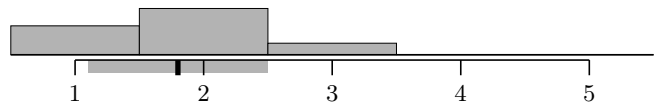
Very well – Not at all

33% 53% 13% 0% 0%

Answers: 15

Mean: 1.8

Standard-Deviation: 0.7



2.1.5 The speed of proceeding was...

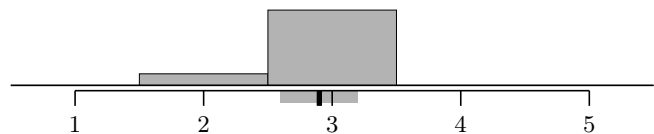
Too fast – Too slow

0% 13% 87% 0% 0%

Answers: 15

Mean: 2.9

Standard-Deviation: 0.3



2.2 Please rate Dr. Maria-Esther Vidal.

2.2.1 How much of the content do you understand during the lecture?

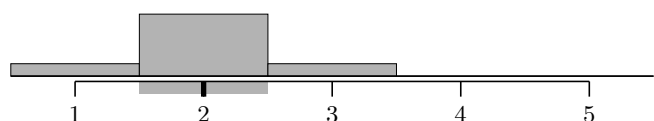
Everything – Nothing

14% 71% 14% 0% 0%

Answers: 14

Mean: 2.0

Standard-Deviation: 0.5



2.2.2 Did the lecturer answer your questions profoundly?

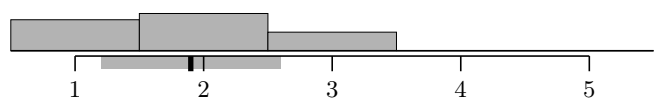
Always – Never

36% 43% 21% 0% 0%

Answers: 14

Mean: 1.9

Standard-Deviation: 0.7



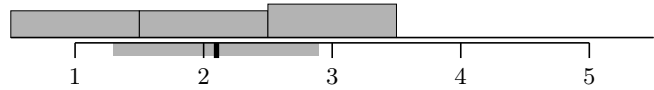
2.2.3 Was the lecturer available for questions outside of the lecture?

Always – Never 31% 31% 38% 0% 0%

Answers: 13

Mean: 2.1

Standard-Deviation: 0.8



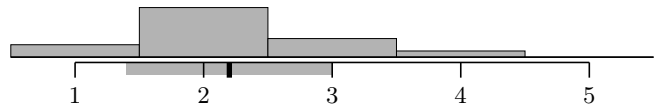
2.2.4 Could you understand the lecturer acoustically?

Very well – Not at all 14% 57% 21% 7% 0%

Answers: 14

Mean: 2.2

Standard-Deviation: 0.8



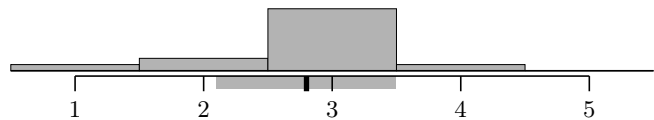
2.2.5 The speed of proceeding was...

Too fast – Too slow 7% 14% 71% 7% 0%

Answers: 14

Mean: 2.8

Standard-Deviation: 0.7



2.3 Please rate Dr. Christoph Lange-Bever.

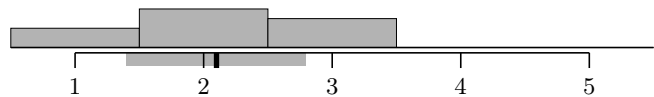
2.3.1 How much of the content do you understand during the lecture?

Everything – Nothing 22% 44% 33% 0% 0%

Answers: 9

Mean: 2.1

Standard-Deviation: 0.7



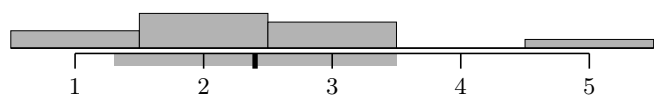
2.3.2 Did the lecturer answer your questions profoundly?

Always – Never 20% 40% 30% 0% 10%

Answers: 10

Mean: 2.4

Standard-Deviation: 1.1



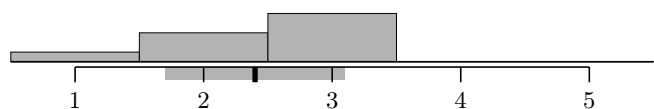
2.3.3 Was the lecturer available for questions outside of the lecture?

Always – Never 11% 33% 56% 0% 0%

Answers: 9

Mean: 2.4

Standard-Deviation: 0.7



2.3.4 Could you understand the lecturer acoustically?

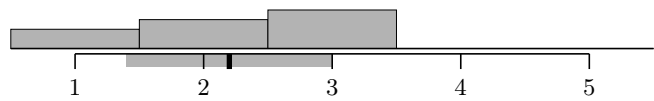
Very well – Not at all

22% 33% 44% 0% 0%

Answers: 9

Mean: 2.2

Standard-Deviation: 0.8



2.3.5 The speed of proceeding was...

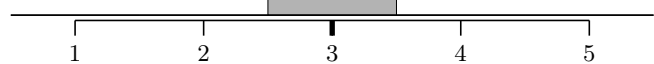
Too fast – Too slow

0% 0% 100% 0% 0%

Answers: 9

Mean: 3.0

Standard-Deviation: 0.0



3 Module Evaluation

3.1 Please rate the module as a whole.

3.1.1 Did the course teach you helpful knowledge and abilities that will be useful in later work life?

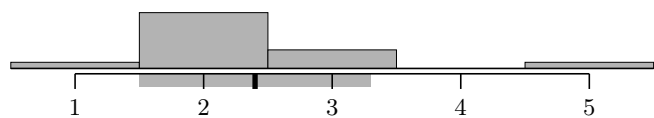
Much – Nothing

7% 64% 21% 0% 7%

Answers: 14

Mean: 2.4

Standard-Deviation: 0.9



3.1.2 Do the obligatory course achievements support successful completion of the module?

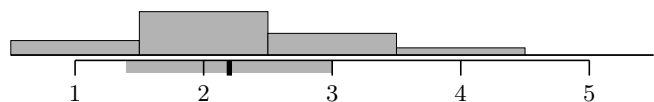
Yes – No

17% 50% 25% 8% 0%

Answers: 12

Mean: 2.2

Standard-Deviation: 0.8



3.1.3 Do you think the obligatory course achievements are adequate?

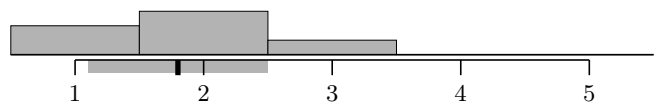
Yes – No

33% 50% 17% 0% 0%

Answers: 12

Mean: 1.8

Standard-Deviation: 0.7



3.1.4 Did your interest in this module's field of study change?

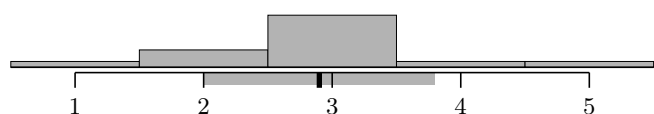
Strongly inc. – Strongly dec.

7% 20% 60% 7% 7%

Answers: 15

Mean: 2.9

Standard-Deviation: 0.9



3.1.5 Would you recommend taking this module to your best friend?

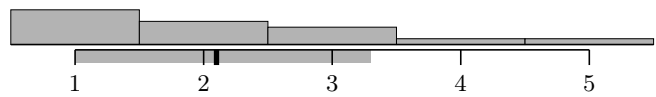
Yes – No

40% 27% 20% 7% 7%

Answers: 15

Mean: 2.1

Standard-Deviation: 1.2



3.1.6 In relation to the number of credit points awarded, is the amount of work to be done justified?

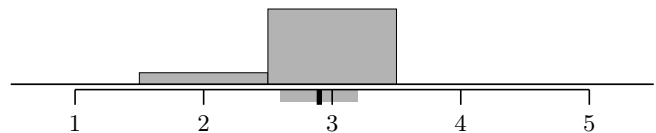
Too high – Too low

0% 13% 87% 0% 0%


Answers: 15

Mean: 2.9

Standard-Deviation: 0.3



3.2 How much time did you spend on this module every week, including lecture, exercises, exercise tasks...?



4 Exercise Evaluation

4.1 Please rate the quality of the exercises that accompanied the lecture.

4.1.1 How often did you attend the exercise class?

Always – Never

21% 21% 36% 14% 7%

Answers: 14

Mean: 2.6

Standard-Deviation: 1.2



4.1.2 Have the exercise sheets been available on time?

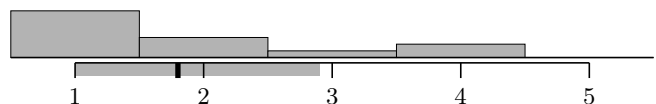
Always – Never

54% 23% 8% 15% 0%

Answers: 13

Mean: 1.8

Standard-Deviation: 1.1



4.1.3 The difficulty of the exercise sheets varied...

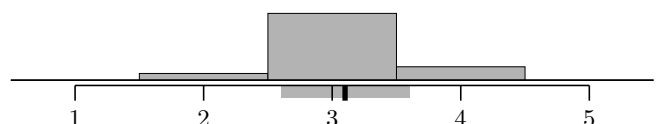
Not at all – Greatly

0% 8% 77% 15% 0%

Answers: 13

Mean: 3.1

Standard-Deviation: 0.5



4.1.4 Did the contents of the exercises match the current contents of the lecture?

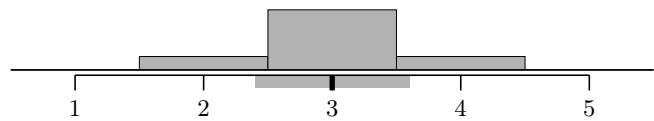
Lecture far ahead – Lecture far behind

0% 15% 69% 15% 0%

Answers: 13

Mean: 3.0

Standard-Deviation: 0.6



4.1.5 Judge the size of your exercise group!

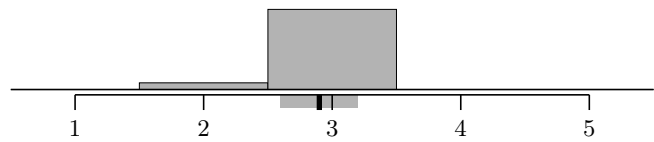
Too big – Too small

0% 8% 92% 0% 0%

Answers: 13

Mean: 2.9

Standard-Deviation: 0.3



4.1.6 Usually I thought the exercises were...

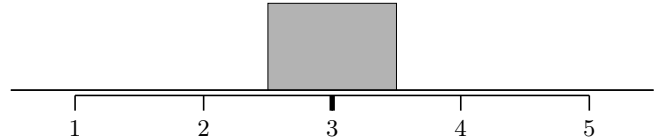
Too difficult – Very easy

0% 0% 100% 0% 0%

Answers: 13

Mean: 3.0

Standard-Deviation: 0.0



5 Exercise Class Evaluation

5.1 Please rate the exercise class you visited.

5.1.1 Has the tutor been available for questions outside of the tutorial?

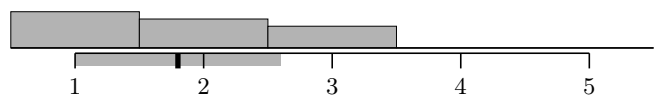
Always – Never

42% 33% 25% 0% 0%

Answers: 12

Mean: 1.8

Standard-Deviation: 0.8



5.1.2 Could you understand your tutor's corrections and gradings?

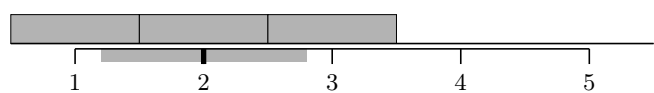
Always – Never

33% 33% 33% 0% 0%

Answers: 12

Mean: 2.0

Standard-Deviation: 0.8



5.1.3 Did the tutor manage to handle all the relevant content in the exercise class?

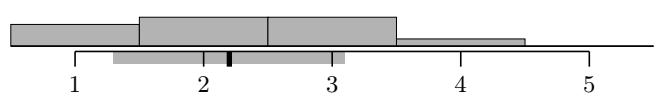
Always – Never

25% 33% 33% 8% 0%

Answers: 12

Mean: 2.2

Standard-Deviation: 0.9



Lecturers' Questionnaire

This part contains data provided by the lecturers.

1 Lecture metadata

Number of students in the lecture at the beginning of the semester	60
Number of students in the lecture at the end of the semester	20
Number of students participating in the exercise classes at the beginning of the semester	15
Number of students participating in the exercise classes at the end of the semester	15
Number of students that have registered for the exam	30

2 Exercise classes

Number of exercise classes	8
Average number of students per exercise class at the end of the semester	15

The students have been assigned to an exercise class in the following way:

Tutorienvergabesystem (TVS)

3 Helpful stuff

There has been **no** test exam.

Sample solutions for exercise tasks have **not** been distributed.

4 Free text comments

4.1 In your opinion, what aspects of the module worked well this semester?

- Real life examples, People from the Industry five presentation

4.2 What would you change if you were to offer this module again and why?

- I would not change the way of giving the lecture. That means more organization with not changing the Program of the lecture that often and give the Presentation earlier online.

4.3 In case there have been obligatory course achievements: Please judge on their effectivity regarding the learning success of the students.

-

4.4 Further remarks

-