



Theoretical Aspects of Intruder Search – PD Dr. Elmar Langetepe

Lecture Survey – Fachschaft Informatik

11. April 2016

1 Lecture Evaluation

1.1 Please rate the lecture's concept.

1.1.1 How often did you attend the lecture?

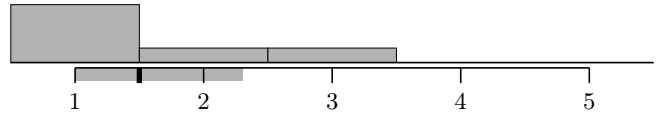
Always – Never

67% 17% 17% 0% 0%

Antworten: 6

Durchschnitt: 1.5

Standardabweichung: 0.8



1.1.2 Did the lecture appear to be clearly structured to you?

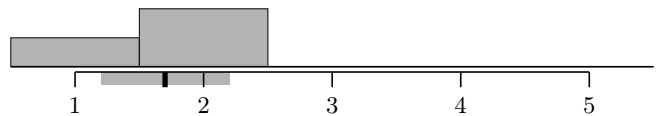
Yes – No

33% 67% 0% 0% 0%

Antworten: 6

Durchschnitt: 1.7

Standardabweichung: 0.5



1.1.3 Have topics been illustrated by sensible examples?

Always – Never

33% 67% 0% 0% 0%

Antworten: 6

Durchschnitt: 1.7

Standardabweichung: 0.5



1.1.4 Were the slides/lecture notes helpful?

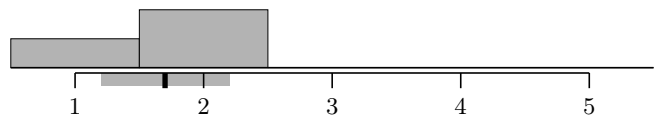
Very helpful – Not helpful

33% 67% 0% 0% 0%

Antworten: 6

Durchschnitt: 1.7

Standardabweichung: 0.5



1.1.5 Have there been topics that should have been explained more extensively?

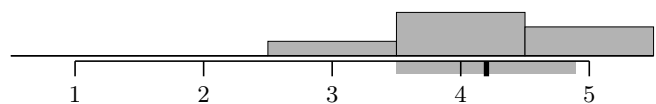
Many – None

0% 0% 17% 50% 33%

Antworten: 6

Durchschnitt: 4.2

Standardabweichung: 0.7



2 Lecturer Evaluation

2.1 Please rate PD Dr. Elmar Langetepe.

2.1.1 How much of the content do you understand during the lecture?

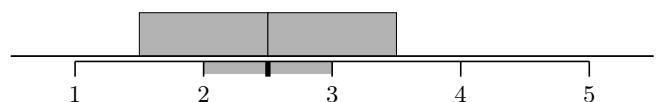
Everything – Nothing

0% 50% 50% 0% 0%

Antworten: 6

Durchschnitt: 2.5

Standardabweichung: 0.5



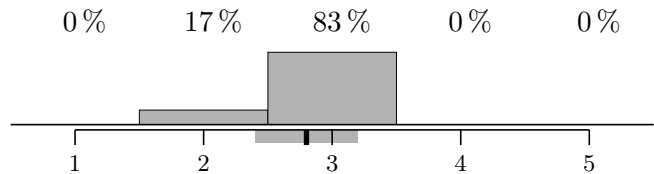
2.1.2 The speed of proceeding was...

Too fast – Too slow

Antworten: 6

Durchschnitt: 2.8

Standardabweichung: 0.4



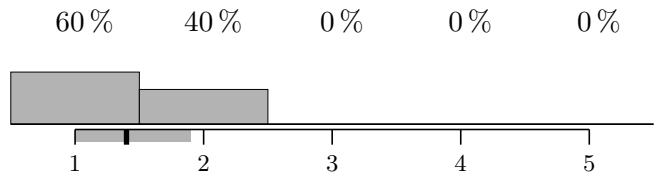
2.1.3 Did the lecturer answer your questions profoundly?

Always – Never

Antworten: 5

Durchschnitt: 1.4

Standardabweichung: 0.5



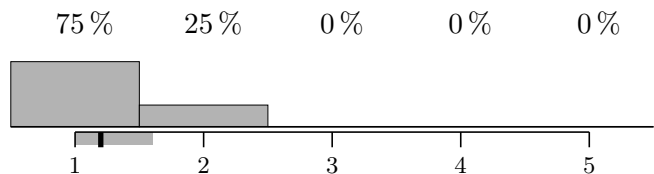
2.1.4 Was the lecturer available for questions outside of the lecture?

Always – Never

Antworten: 4

Durchschnitt: 1.2

Standardabweichung: 0.4



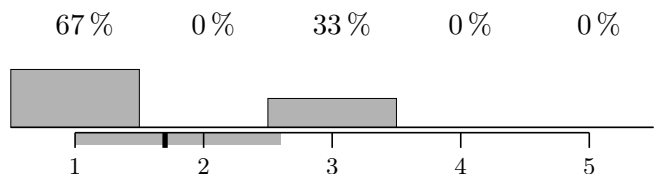
2.1.5 Could you understand the lecturer acoustically?

Very well – Not at all

Antworten: 6

Durchschnitt: 1.7

Standardabweichung: 0.9



3 Module Evaluation

3.1 Please rate the module as a whole.

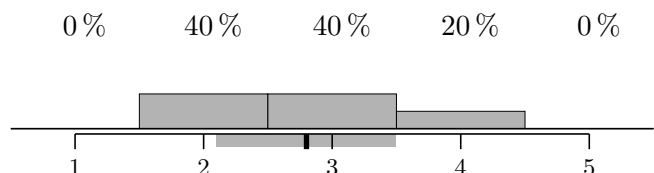
3.1.1 Did the course teach you helpful knowledge and abilities that will be useful in later work life?

Much – Nothing

Antworten: 5

Durchschnitt: 2.8

Standardabweichung: 0.7



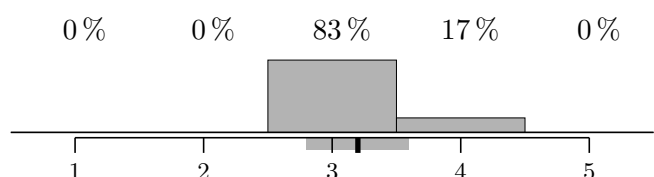
3.1.2 In relation to the number of credit points awarded, is the amount of work to be done justified?

Too high – Too low

Antworten: 6

Durchschnitt: 3.2

Standardabweichung: 0.4



3.1.3 Do the obligatory course achievements support successful completion of the module?


Yes – No

50% 25% 25% 0% 0%

Antworten: 4

Durchschnitt: 1.8

Standardabweichung: 0.8



3.1.4 Do you think the obligatory course achievements are adequate?

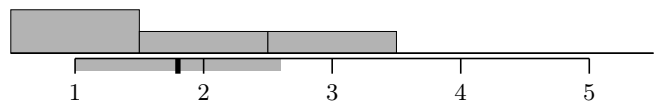
Yes – No

50% 25% 25% 0% 0%

Antworten: 4

Durchschnitt: 1.8

Standardabweichung: 0.8



3.1.5 Did your interest in this module's field of study change?

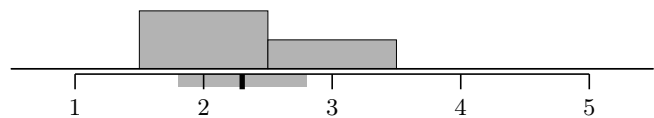
Strongly inc. – Strongly dec.

0% 67% 33% 0% 0%

Antworten: 6

Durchschnitt: 2.3

Standardabweichung: 0.5



3.1.6 Would you recommend taking this module to your best friend?

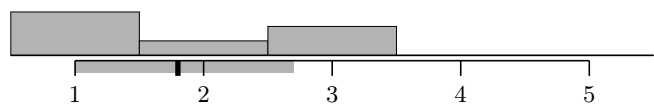
Yes – No

50% 17% 33% 0% 0%


Antworten: 6

Durchschnitt: 1.8

Standardabweichung: 0.9



3.2 How much time did you spend on this module every week, including lecture, exercises, exercise tasks...?



4 Exercise Evaluation

4.1 Please rate the quality of the exercises that accompanied the lecture.

4.1.1 How often did you attend the exercise class?

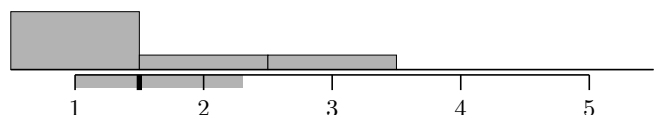
Always – Never

67% 17% 17% 0% 0%

Antworten: 6

Durchschnitt: 1.5

Standardabweichung: 0.8



4.1.2 Did the contents of the exercises match the current contents of the lecture?

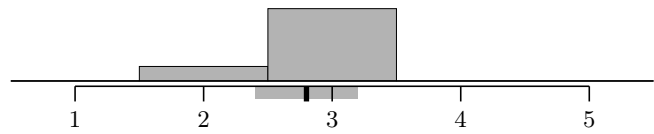
Lecture far ahead – Lecture far behind

0% 17% 83% 0% 0%

Antworten: 6

Durchschnitt: 2.8

Standardabweichung: 0.4



4.1.3 Have the exercise sheets been available on time?

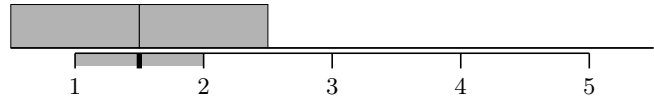
Always – Never

50% 50% 0% 0% 0%

Antworten: 6

Durchschnitt: 1.5

Standardabweichung: 0.5



4.1.4 Judge the size of your exercise group!

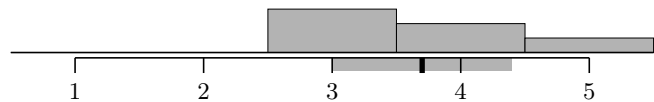
Too big – Too small

0% 0% 50% 33% 17%

Antworten: 6

Durchschnitt: 3.7

Standardabweichung: 0.7



4.1.5 Usually I thought the exercises were...

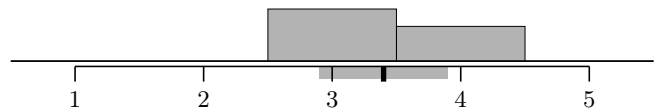
Too difficult – Very easy

0% 0% 60% 40% 0%

Antworten: 5

Durchschnitt: 3.4

Standardabweichung: 0.5



4.1.6 The difficulty of the exercises varied...

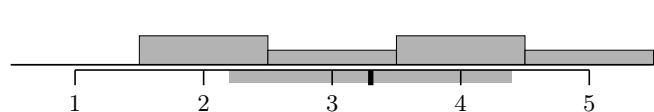
Greatly – Not at all

0% 33% 17% 33% 17%

Antworten: 6

Durchschnitt: 3.3

Standardabweichung: 1.1



5 Exercise Class Evaluation

5.1 Please rate the exercise class you visited.

5.1.1 Has the tutor been available for questions outside of the tutorial?

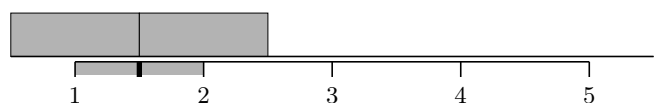
Always – Never

50% 50% 0% 0% 0%

Antworten: 4

Durchschnitt: 1.5

Standardabweichung: 0.5



5.1.2 Could you understand your tutor's corrections and gradings?


Always – Never

25% 50% 25% 0% 0%

Antworten: 4

Durchschnitt: 2.0

Standardabweichung: 0.7



5.1.3 Did the tutor manage to handle all the relevant content in the exercise class?

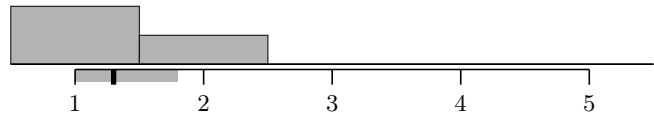
Always – Never

67% 33% 0% 0% 0%

Antworten: 6

Durchschnitt: 1.3

Standardabweichung: 0.5



5.1.4 Would you recommend visiting this exercise class?

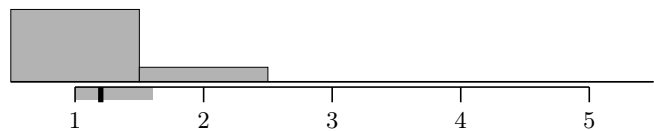
Yes – No

83% 17% 0% 0% 0%

Antworten: 6


Durchschnitt: 1.2

Standardabweichung: 0.4



6 Comprehensive Rating

6.1 Please give an overall rating of the course on a scale from excellent (1) to very poor (6).



7 Free Text Comments

7.1 Which aspects of the course did you like?

These geometry problems

7.2 What could be improved?

7.3 You can leave remarks and further feedback here.