

Semantic Data Web Technologies – Prof. Dr. Sören Auer;  
Dr. Christoph Lange-Bever

Lecture Survey – Fachschaft Informatik

11. April 2016

## 1 Lecture Evaluation

### 1.1 Please rate the lecture's concept.

#### 1.1.1 How often did you attend the lecture?

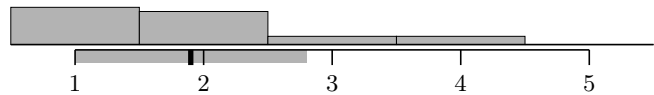
Always – Never

43% 38% 10% 10% 0%

Antworten: 21

Durchschnitt: 1.9

Standardabweichung: 0.9



#### 1.1.2 Did the lecture appear to be clearly structured to you?

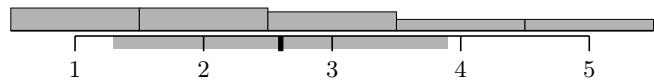
Yes – No

26% 26% 22% 13% 13%

Antworten: 23

Durchschnitt: 2.6

Standardabweichung: 1.3



#### 1.1.3 Have topics been illustrated by sensible examples?

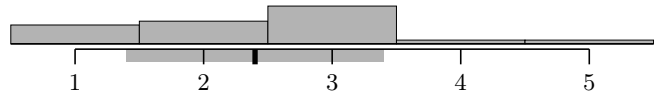
Always – Never

22% 26% 43% 4% 4%

Antworten: 23

Durchschnitt: 2.4

Standardabweichung: 1.0



#### 1.1.4 Were the slides/lecture notes helpful?

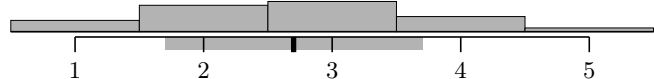
Very helpful – Not helpful

13% 30% 35% 17% 4%

Antworten: 23

Durchschnitt: 2.7

Standardabweichung: 1.0



#### 1.1.5 Have there been topics that should have been explained more extensively?

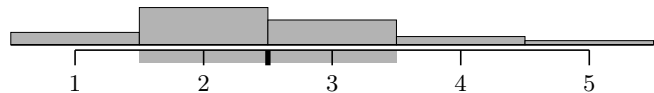
Many – None

14% 43% 29% 10% 5%

Antworten: 21

Durchschnitt: 2.5

Standardabweichung: 1.0



## 2 Lecturer Evaluation

### 2.1 Please rate Prof. Dr. Sören Auer.

#### 2.1.1 How much of the content do you understand during the lecture?

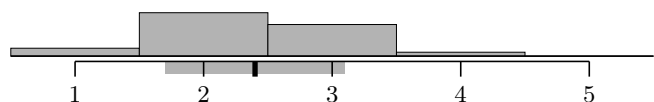
Everything – Nothing

9% 50% 36% 4% 0%

Antworten: 22

Durchschnitt: 2.4

Standardabweichung: 0.7



### 2.1.2 The speed of proceeding was...

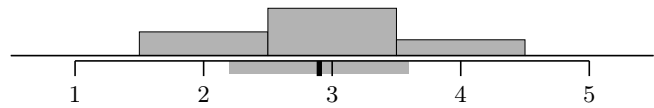
Too fast – Too slow

0% 27% 54% 18% 0%

Antworten: 22

Durchschnitt: 2.9

Standardabweichung: 0.7



### 2.1.3 Did the lecturer answer your questions profoundly?

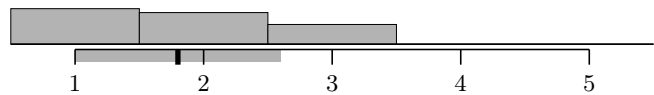
Always – Never

41% 36% 23% 0% 0%

Antworten: 22

Durchschnitt: 1.8

Standardabweichung: 0.8



### 2.1.4 Was the lecturer available for questions outside of the lecture?

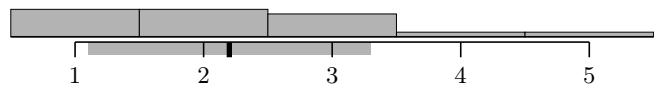
Always – Never

32% 32% 26% 5% 5%

Antworten: 19

Durchschnitt: 2.2

Standardabweichung: 1.1



### 2.1.5 Could you understand the lecturer acoustically?

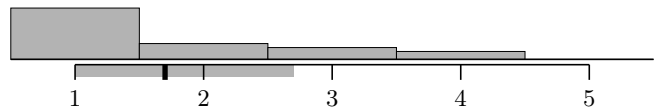
Very well – Not at all

59% 18% 14% 9% 0%

Antworten: 22

Durchschnitt: 1.7

Standardabweichung: 1.0



## 2.2 Please rate Dr. Christoph Lange-Bever.

### 2.2.1 How much of the content do you understand during the lecture?

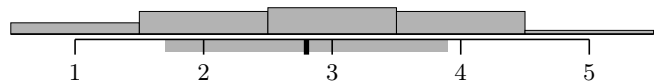
Everything – Nothing

13% 26% 30% 26% 4%

Antworten: 23

Durchschnitt: 2.8

Standardabweichung: 1.1



### 2.2.2 The speed of proceeding was...

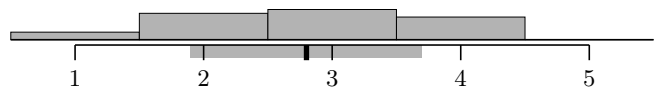
Too fast – Too slow

9% 30% 35% 26% 0%

Antworten: 23

Durchschnitt: 2.8

Standardabweichung: 0.9



### 2.2.3 Did the lecturer answer your questions profoundly?

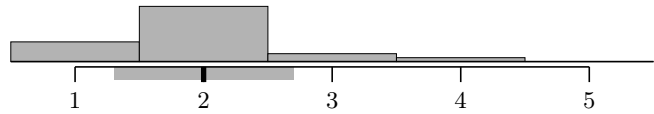
Always – Never

23% 64% 9% 4% 0%

Antworten: 22

Durchschnitt: 2.0

Standardabweichung: 0.7



### 2.2.4 Was the lecturer available for questions outside of the lecture?

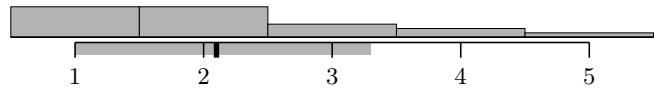
Always – Never

35% 35% 15% 10% 5%

Antworten: 20

Durchschnitt: 2.1

Standardabweichung: 1.2



### 2.2.5 Could you understand the lecturer acoustically?

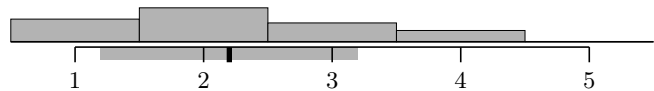
Very well – Not at all

26% 39% 22% 13% 0%

Antworten: 23

Durchschnitt: 2.2

Standardabweichung: 1.0



## 3 Module Evaluation

### 3.1 Please rate the module as a whole.

#### 3.1.1 Did the course teach you helpful knowledge and abilities that will be useful in later work life?

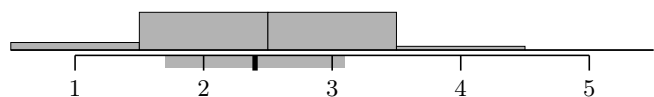
Much – Nothing

9% 43% 43% 4% 0%

Antworten: 23

Durchschnitt: 2.4

Standardabweichung: 0.7



#### 3.1.2 In relation to the number of credit points awarded, is the amount of work to be done justified?

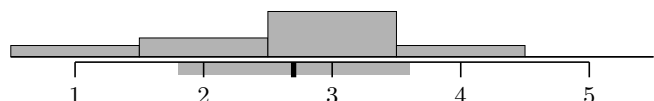
Too high – Too low

13% 22% 52% 13% 0%

Antworten: 23

Durchschnitt: 2.7

Standardabweichung: 0.9



#### 3.1.3 Do the obligatory course achievements support successful completion of the module?

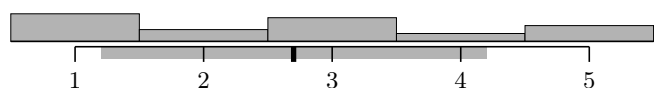
Yes – No

32% 14% 27% 9% 18%

Antworten: 22

Durchschnitt: 2.7

Standardabweichung: 1.5



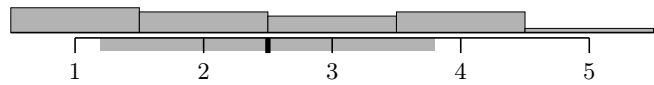
### 3.1.4 Do you think the obligatory course achievements are adequate?

Yes – No 29% 24% 19% 24% 5%

Antworten: 21

Durchschnitt: 2.5

Standardabweichung: 1.3



### 3.1.5 Did your interest in this module's field of study change?

Strongly inc. – Strongly dec. 9% 32% 46% 14% 0%

Antworten: 22

Durchschnitt: 2.6

Standardabweichung: 0.8



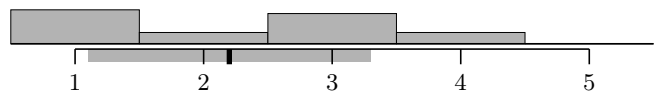
### 3.1.6 Would you recommend taking this module to your best friend?

Yes – No 39% 13% 35% 13% 0%

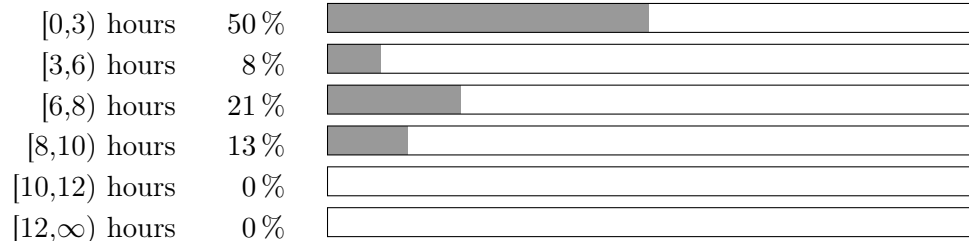
Antworten: 23

Durchschnitt: 2.2

Standardabweichung: 1.1



### 3.2 How much time did you spend on this module every week, including lecture, exercises, exercise tasks...?



## 4 Exercise Evaluation

### 4.1 Please rate the quality of the exercises that accompanied the lecture.

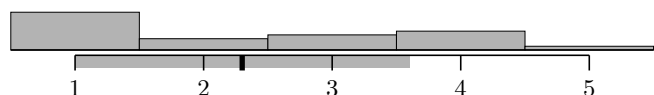
#### 4.1.1 How often did you attend the exercise class?

Always – Never 43% 13% 17% 22% 4%

Antworten: 23

Durchschnitt: 2.3

Standardabweichung: 1.3



#### 4.1.2 Did the contents of the exercises match the current contents of the lecture?

Lecture far ahead – Lecture far behind 10% 30% 45% 10% 5%

Antworten: 20

Durchschnitt: 2.7

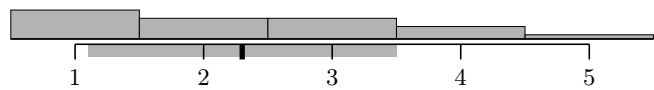
Standardabweichung: 1.0



#### 4.1.3 Have the exercise sheets been available on time?

Always – Never 33% 24% 24% 14% 5%

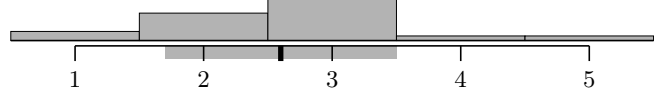
Antworten: 21  
Durchschnitt: 2.3  
Standardabweichung: 1.2



#### 4.1.4 Judge the size of your exercise group!

Too big – Too small 10% 32% 47% 5% 5%

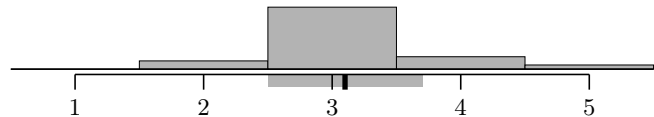
Antworten: 19  
Durchschnitt: 2.6  
Standardabweichung: 0.9



#### 4.1.5 Usually I thought the exercises were...

Too difficult – Very easy 0% 10% 71% 14% 5%

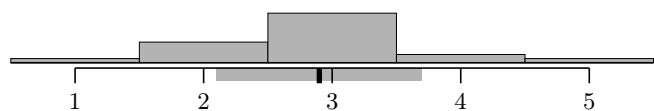
Antworten: 21  
Durchschnitt: 3.1  
Standardabweichung: 0.6



#### 4.1.6 The difficulty of the exercises varied...

Greatly – Not at all 5% 24% 57% 10% 5%

Antworten: 21  
Durchschnitt: 2.9  
Standardabweichung: 0.8



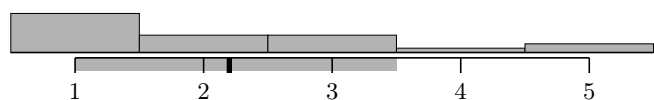
### 5 Exercise Class Evaluation

#### 5.1 Please rate the exercise class you visited.

##### 5.1.1 Has the tutor been available for questions outside of the tutorial?

Always – Never 45% 20% 20% 5% 10%

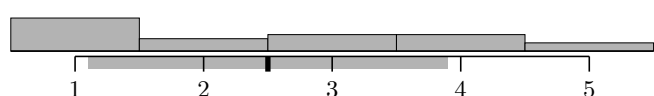
Antworten: 20  
Durchschnitt: 2.2  
Standardabweichung: 1.3



##### 5.1.2 Could you understand your tutor's corrections and gradings?

Always – Never 38% 14% 19% 19% 10%

Antworten: 21  
Durchschnitt: 2.5  
Standardabweichung: 1.4



### 5.1.3 Did the tutor manage to handle all the relevant content in the exercise class?

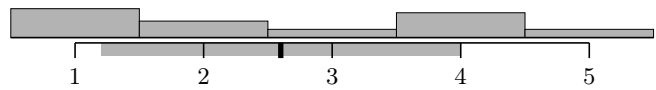
Always – Never

33% 19% 10% 29% 10%

Antworten: 21

Durchschnitt: 2.6

Standardabweichung: 1.4



### 5.1.4 Would you recommend visiting this exercise class?

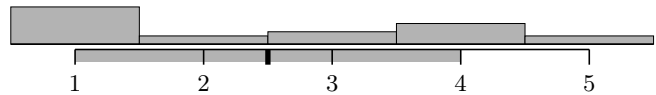
Yes – No

43% 10% 14% 24% 10%

Antworten: 21

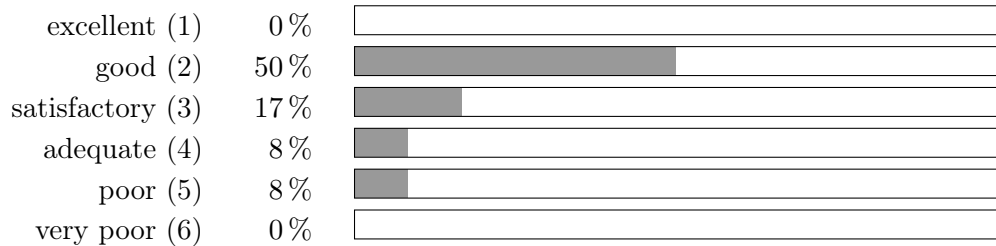
Durchschnitt: 2.5

Standardabweichung: 1.5



## 6 Comprehensive Rating

### 6.1 Please give an overall rating of the course on a scale from excellent (1) to very poor (6).



## 7 Free Text Comments

### 7.1 Which aspects of the course did you like?

- Variety of topics
- Interesting topics

---

Learning the new aspects of the semantic web world

---

SPARQL

---

Tutor for the exercise session was really competent.

---

Exercises and the tutor

- 
- sheet + exercises voluntary
  - good slot (14:00-18:00)
  - tutor very motivating

---

The topic of the course is interesting and useful for the future. Prof. Auer is good at teaching.

---

The topic itself

---

Guest lecture sessions

---

The topics discusses, especially the logical reasoning parts.

## 7.2 What could be improved?

Slides should be better!  
too many slides :)

- 
- Need more practical training
  - Lecture to be more interesting then Just reading the slides

- 
- more examples
  - less theoretical

---

more exercises  
more examples  
less theoretical

---

slides, lecturer should have seen the slides before (not reading it the first time in the lecture)

---

Organization

- 
- make exercise sheets available online
  - mark which slides were presented in case one misses a lecture there is no way to tell which topic was on

---

The slides on slidewiki are not helpful at all. They need a lot of improvement in content and structure.

---

The slides, the exercises

---

Too many slides!

---

Slides

---

The exercise. The exercise sheets should have been discussed in a much clearer way.

## 7.3 You can leave remarks and further feedback here.

One professor should teach

- 
- tutor should be present at every exercise session (not every 2nd week)
  - sheets were handed in just once.
  - lecturers skip many important slides which are complex (semantic chapter)
  - > some times the professor reads the slides in the lecture for 10-20 sec, then reads it (not every time, but like 30 % of the time)

---

The slidewiki platform is not user-friendly.

I feel the exercise session was not well-structured and not related to the corresponding lectures.

---

In some moments the class was boring and overwhelming. However the topic is really great.  
The exercise sessions improved but they are still not really good

---

Tutor can improve the skill to explain and answer questions more clearly



---

The slides contain a lot of good contents, but they are not very accessible, especially if I want to print them. The pdf conversion of the slides is terrible. Uploading a pdf for students to access directly could have been much better.