

The Art of Cryptography – Prof. Dr. von zur Gathen;
Dr. Daniel Loebenberger

Lecture Survey – Fachschaft Informatik

4. September 2015

1 Lecture Evaluation

1.1 Please rate the lecture's concept.

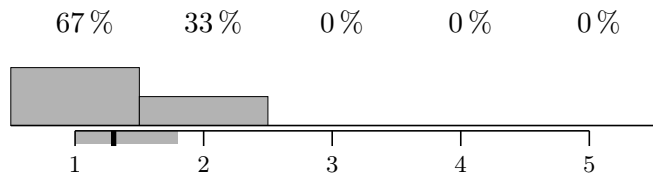
1.1.1 How often did you attend the lecture?

Always – Never

Antworten: 6

Durchschnitt: 1.3

Standardabweichung: 0.5



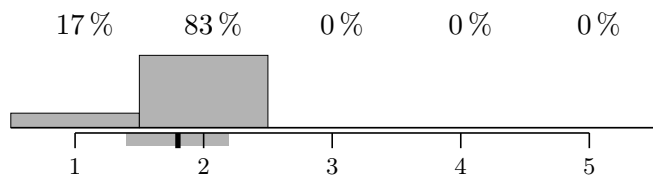
1.1.2 Did the lecture appear to be clearly structured to you?

Yes – No

Antworten: 6

Durchschnitt: 1.8

Standardabweichung: 0.4



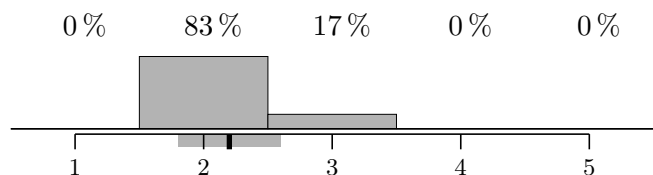
1.1.3 Have topics been illustrated by sensible examples?

Always – Never

Antworten: 6

Durchschnitt: 2.2

Standardabweichung: 0.4



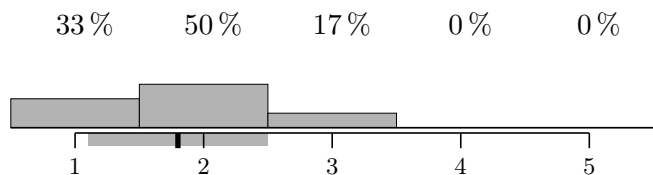
1.1.4 Were the slides/lecture notes helpful?

Very helpful – Not helpful

Antworten: 6

Durchschnitt: 1.8

Standardabweichung: 0.7



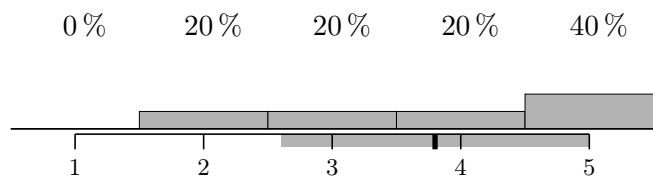
1.1.5 Have there been topics that should have been explained more extensively?

Many – None

Antworten: 5

Durchschnitt: 3.8

Standardabweichung: 1.2



2 Lecturer Evaluation

2.1 Please rate Prof. Dr. von zur Gathen.

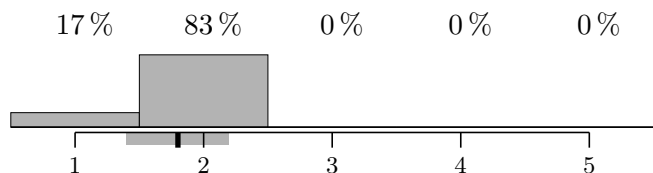
2.1.1 How much of the content do you understand during the lecture?

Everything – Nothing

Antworten: 6

Durchschnitt: 1.8

Standardabweichung: 0.4



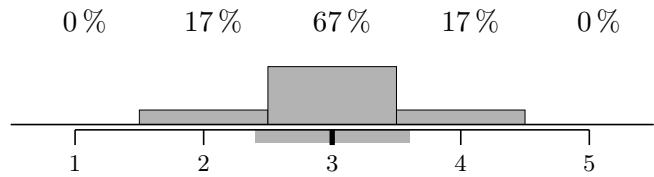
2.1.2 The speed of proceeding was...

Too fast – Too slow

Antworten: 6

Durchschnitt: 3.0

Standardabweichung: 0.6



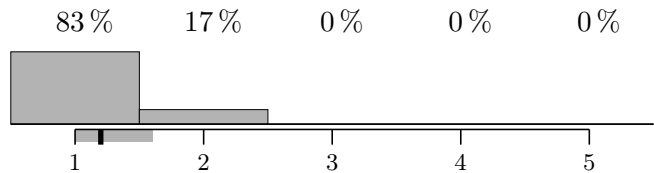
2.1.3 Did the lecturer answer your questions profoundly?

Always – Never

Antworten: 6

Durchschnitt: 1.2

Standardabweichung: 0.4




2.1.4 Was the lecturer available for questions outside of the lecture?

Always – Never

Antworten: 3

Durchschnitt: 1.0

Standardabweichung: 0.0



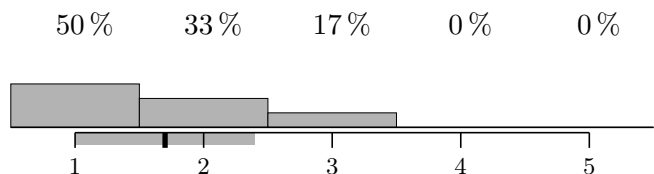
2.1.5 Could you understand the lecturer acoustically?

Very well – Not at all

Antworten: 6

Durchschnitt: 1.7

Standardabweichung: 0.7



2.2 Please rate Dr. Daniel Loebenberger.

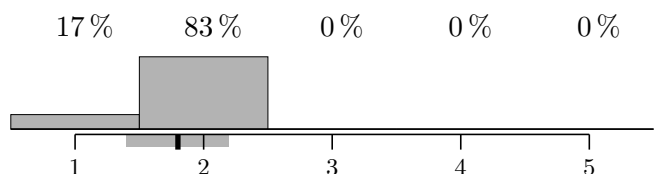
2.2.1 How much of the content do you understand during the lecture?

Everything – Nothing

Antworten: 6

Durchschnitt: 1.8

Standardabweichung: 0.4



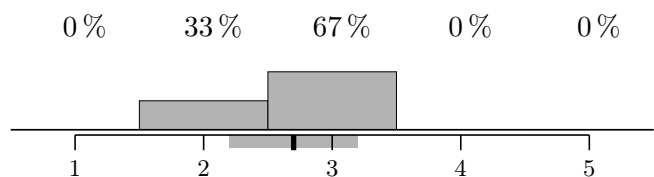
2.2.2 The speed of proceeding was...

Too fast – Too slow

Antworten: 6

Durchschnitt: 2.7

Standardabweichung: 0.5



2.2.3 Did the lecturer answer your questions profoundly?

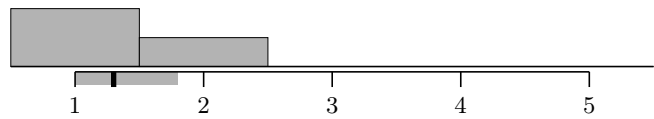
Always – Never

67% 33% 0% 0% 0%

Antworten: 6

Durchschnitt: 1.3

Standardabweichung: 0.5



2.2.4 Was the lecturer available for questions outside of the lecture?

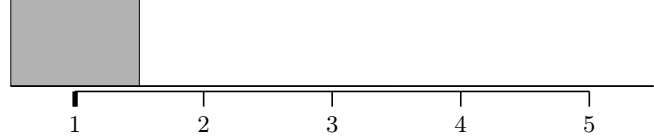
Always – Never

100% 0% 0% 0% 0%

Antworten: 6

Durchschnitt: 1.0

Standardabweichung: 0.0



2.2.5 Could you understand the lecturer acoustically?

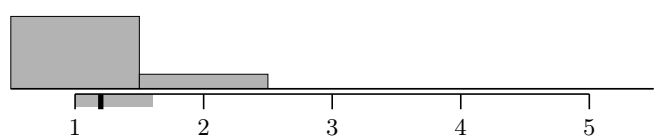
Very well – Not at all

83% 17% 0% 0% 0%

Antworten: 6

Durchschnitt: 1.2

Standardabweichung: 0.4



3 Exercise Evaluation

3.1 Please rate the quality of the exercises that accompanied the lecture.

3.1.1 How often did you attend the exercise class?

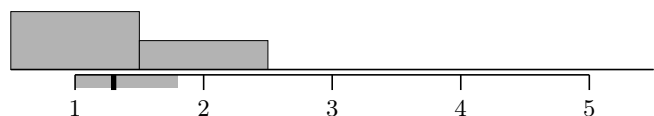
Always – Never

67% 33% 0% 0% 0%

Antworten: 6

Durchschnitt: 1.3

Standardabweichung: 0.5



3.1.2 Did the contents of the exercises match the current contents of the lecture?

Lecture far ahead – Lecture far behind

0% 17% 83% 0% 0%

Antworten: 6

Durchschnitt: 2.8

Standardabweichung: 0.4



3.1.3 Have the exercise sheets been available on time?

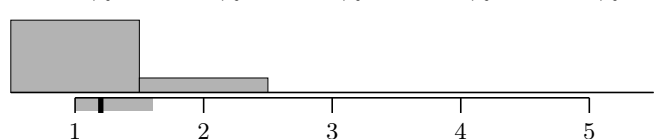
Always – Never

83% 17% 0% 0% 0%

Antworten: 6

Durchschnitt: 1.2

Standardabweichung: 0.4



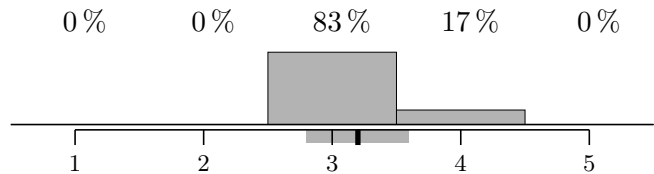
3.1.4 Judge the size of your exercise group!

Too big – Too small

Antworten: 6

Durchschnitt: 3.2

Standardabweichung: 0.4



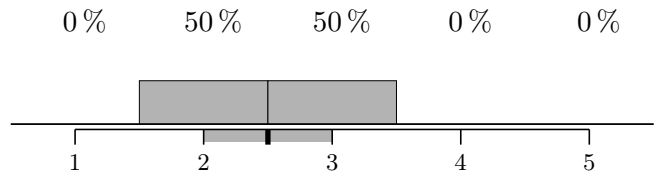
3.1.5 Usually I thought the exercises were...

Too difficult – Very easy

Antworten: 6

Durchschnitt: 2.5

Standardabweichung: 0.5



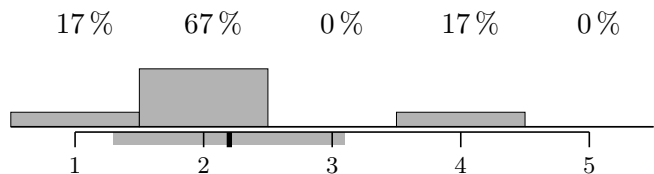
3.1.6 The difficulty of the exercises varied...

Greatly – Not at all

Antworten: 6

Durchschnitt: 2.2

Standardabweichung: 0.9



4 Module Evaluation

4.1 Please rate the module as a whole.

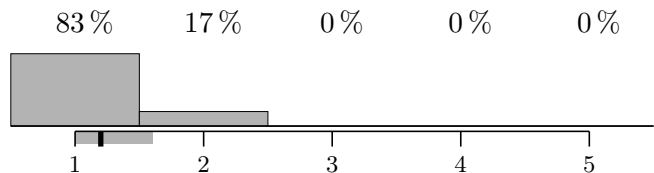
4.1.1 Did the course teach you helpful knowledge and abilities that will be useful in later work life?

Much – Nothing

Antworten: 6

Durchschnitt: 1.2

Standardabweichung: 0.4



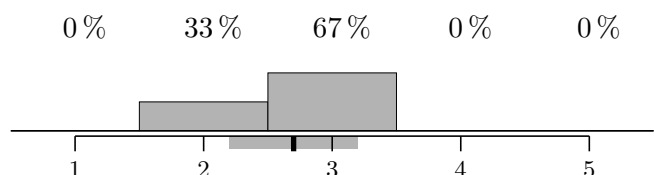
4.1.2 In relation to the number of credit points awarded, is the amount of work to be done justified?

Too high – Too low

Antworten: 6

Durchschnitt: 2.7

Standardabweichung: 0.5



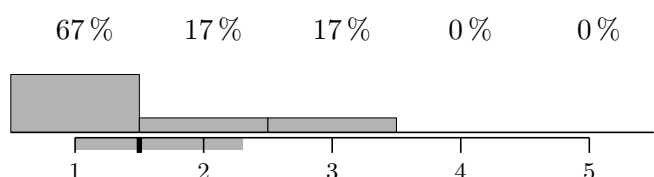
4.1.3 Do the obligatory course achievements support successful completion of the module?

Yes – No

Antworten: 6

Durchschnitt: 1.5

Standardabweichung: 0.8



4.1.4 Do you think the obligatory course achievements are adequate?

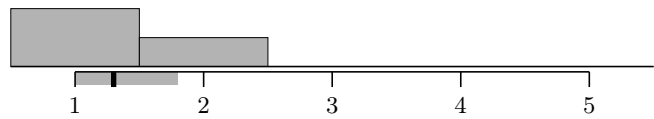
Yes – No

67% 33% 0% 0% 0%

Antworten: 6

Durchschnitt: 1.3

Standardabweichung: 0.5



4.1.5 Did your interest in this module's field of study change?

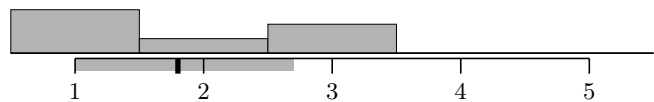
Strongly inc. – Strongly dec.

50% 17% 33% 0% 0%

Antworten: 6

Durchschnitt: 1.8

Standardabweichung: 0.9



4.1.6 Would you recommend taking this module to your best friend?

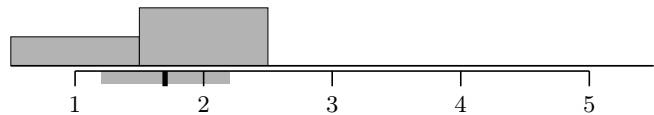
Yes – No

33% 67% 0% 0% 0%

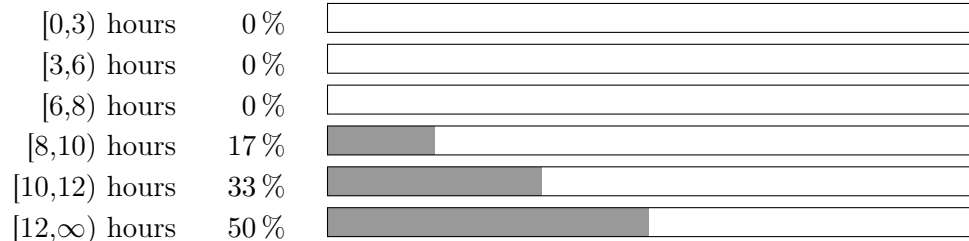
Antworten: 6

Durchschnitt: 1.7

Standardabweichung: 0.5



4.2 How much time did you spend on this module every week, including lecture, exercises, exercise tasks...?



5 Exercise Class Evaluation

5.1 Please rate the exercise class you visited.

5.1.1 Has the tutor been available for questions outside of the tutorial?

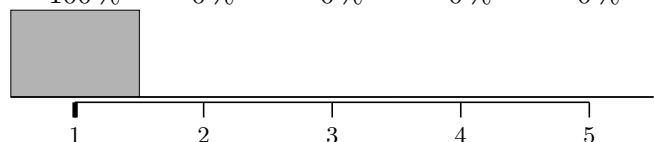
Always – Never

100% 0% 0% 0% 0%

Antworten: 6

Durchschnitt: 1.0

Standardabweichung: 0.0



5.1.2 Could you understand your tutor's corrections and gradings?

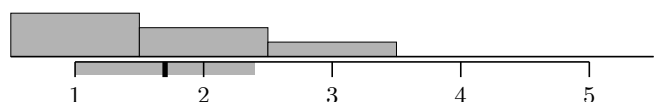
Always – Never

50% 33% 17% 0% 0%

Antworten: 6

Durchschnitt: 1.7

Standardabweichung: 0.7



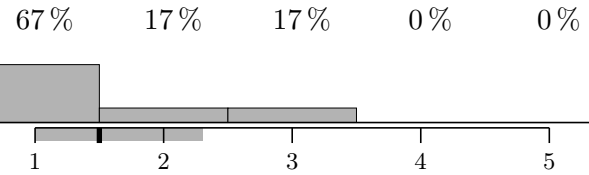
5.1.3 Did the tutor manage to handle all the relevant content in the exercise class?

Always – Never

Antworten: 6

Durchschnitt: 1.5

Standardabweichung: 0.8



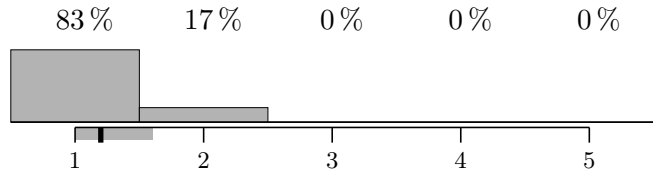
5.1.4 Would you recommend visiting this exercise class?

Yes – No

Antworten: 6


Durchschnitt: 1.2

Standardabweichung: 0.4



6 Comprehensive Rating

6.1 Please give an overall rating of the course on a scale from excellent (1) to very poor (6).



7 Free Text Comments

7.1 Which aspects of the course did you like?

It helps to fill out the gaps in the math knowledges, in a context of computer science.

Daniel is a great lecturer.

7.2 What could be improved?

It would be good to have more examples and to shift the course a bit towards computer science.

Better & More Whiteboards

7.3 You can leave remarks and further feedback here.

Nice lecture

The exercise tasks on the paper did not fit well to the obligatory course achievements.

Mandatory course achievements

50% of the possible points for the corrected exercises.

Lecturers' Questionnaire

This part contains data provided by the lecturers.

1 Lecture metadata

Number of students in the lecture at the beginning of the semester	7
Number of students in the lecture at the end of the semester	7
Number of students participating in the exercise classes at the beginning of the semester	7
Number of students participating in the exercise classes at the end of the semester	7
Number of students that have registered for the exam	7

2 Exercise classes

Number of exercise classes	1
Average number of students per exercise class at the end of the semester	7

The students have been assigned to an exercise class in the following way:

Not applicable: There is only one exercise class.

3 Helpful stuff

There has been **no** test exam.

Sample solutions for exercise tasks have **not** been distributed.

4 Free text comments

4.1 In your opinion, what aspects of the module worked well this semester?

All.

4.2 What would you change if you were to offer this module again and why?

Nothing.

4.3 In case there have been obligatory course achievements: Please judge on their effectivity regarding the learning success of the students.

Very good.

4.4 Further remarks

Thank you for the possibility of being able to evaluate the course. =)