

Selected Topics in Signal Processing – apl. Prof. Dr.  
Frank Kurth

Lecture Survey – Fachschaft Informatik

4. September 2015

## 1 Lecture Evaluation

### 1.1 Please rate the lecture's concept.

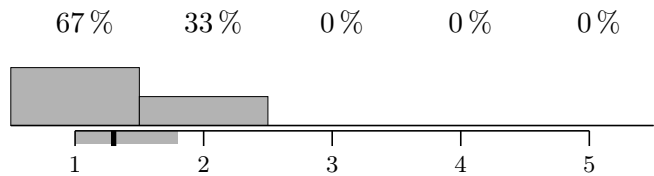
#### 1.1.1 How often did you attend the lecture?

Always – Never

Antworten: 3

Durchschnitt: 1.3

Standardabweichung: 0.5




#### 1.1.2 Did the lecture appear to be clearly structured to you?

Yes – No

Antworten: 3

Durchschnitt: 1.0

Standardabweichung: 0.0



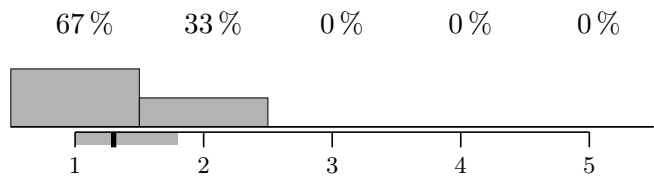
#### 1.1.3 Have topics been illustrated by sensible examples?

Always – Never

Antworten: 3

Durchschnitt: 1.3

Standardabweichung: 0.5



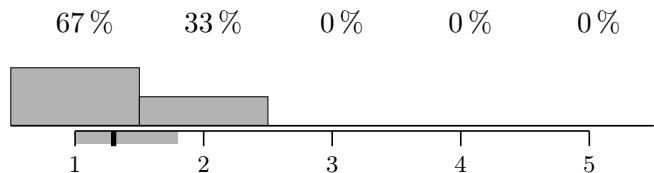
#### 1.1.4 Were the slides/lecture notes helpful?

Very helpful – Not helpful

Antworten: 3

Durchschnitt: 1.3

Standardabweichung: 0.5



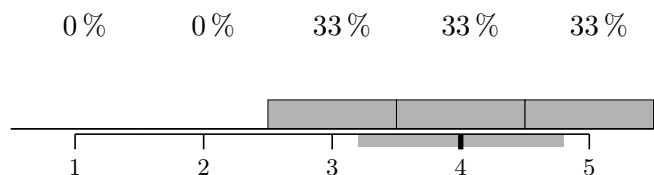
#### 1.1.5 Have there been topics that should have been explained more extensively?

Many – None

Antworten: 3

Durchschnitt: 4.0

Standardabweichung: 0.8



## 2 Lecturer Evaluation

### 2.1 Please rate apl. Prof. Dr. Frank Kurth .

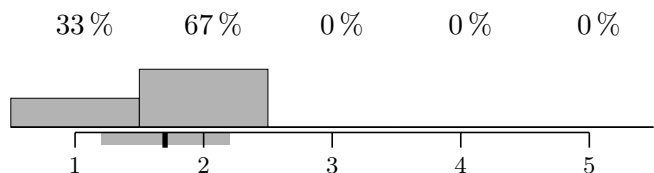
#### 2.1.1 How much of the content do you understand during the lecture?

Everything – Nothing

Antworten: 3

Durchschnitt: 1.7

Standardabweichung: 0.5



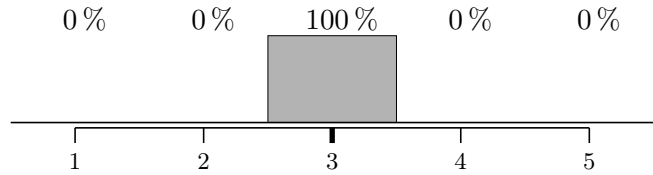
### 2.1.2 The speed of proceeding was...

Too fast – Too slow

Antworten: 3

Durchschnitt: 3.0

Standardabweichung: 0.0



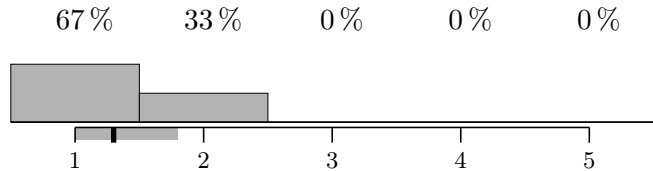
### 2.1.3 Did the lecturer answer your questions profoundly?

Always – Never

Antworten: 3

Durchschnitt: 1.3

Standardabweichung: 0.5



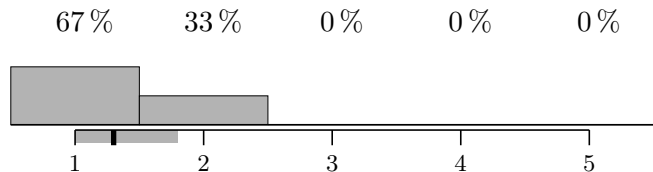
### 2.1.4 Was the lecturer available for questions outside of the lecture?

Always – Never

Antworten: 3

Durchschnitt: 1.3

Standardabweichung: 0.5




### 2.1.5 Could you understand the lecturer acoustically?

Very well – Not at all

Antworten: 3

Durchschnitt: 1.0

Standardabweichung: 0.0



## 3 Exercise Evaluation

### 3.1 Please rate the quality of the exercises that accompanied the lecture.

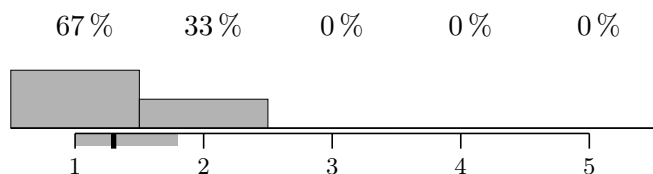
#### 3.1.1 How often did you attend the exercise class?

Always – Never

Antworten: 3

Durchschnitt: 1.3

Standardabweichung: 0.5



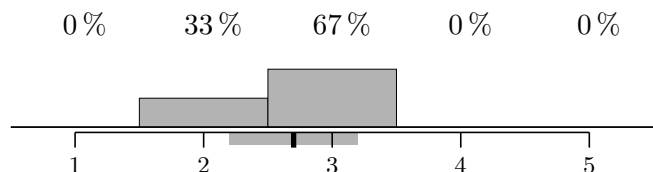
#### 3.1.2 Did the contents of the exercises match the current contents of the lecture?

Lecture far ahead – Lecture far behind

Antworten: 3

Durchschnitt: 2.7

Standardabweichung: 0.5



### 3.1.3 Have the exercise sheets been available on time?

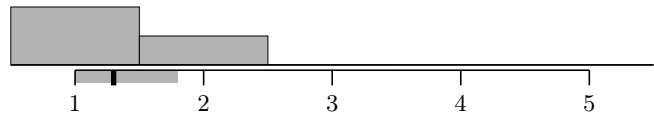
Always – Never

67% 33% 0% 0% 0%

Antworten: 3

Durchschnitt: 1.3

Standardabweichung: 0.5



### 3.1.4 Judge the size of your exercise group!

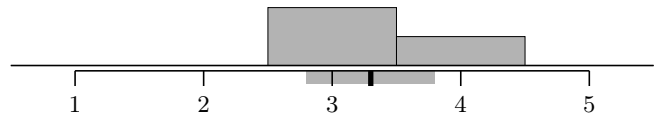
Too big – Too small

0% 0% 67% 33% 0%

Antworten: 3

Durchschnitt: 3.3

Standardabweichung: 0.5



### 3.1.5 Usually I thought the exercises were...

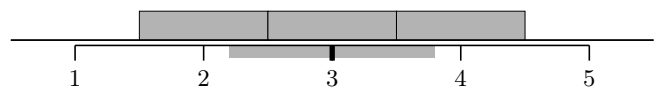
Too difficult – Very easy

0% 33% 33% 33% 0%

Antworten: 3

Durchschnitt: 3.0

Standardabweichung: 0.8



### 3.1.6 The difficulty of the exercises varied...

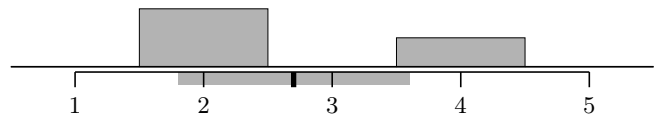
Greatly – Not at all

0% 67% 0% 33% 0%

Antworten: 3

Durchschnitt: 2.7

Standardabweichung: 0.9



## 4 Module Evaluation

### 4.1 Please rate the module as a whole.

#### 4.1.1 Did the course teach you helpful knowledge and abilities that will be useful in later work life?

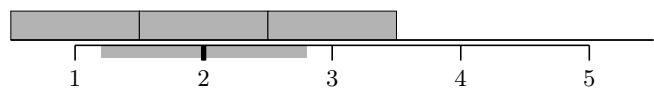
Much – Nothing

33% 33% 33% 0% 0%

Antworten: 3

Durchschnitt: 2.0

Standardabweichung: 0.8



#### 4.1.2 In relation to the number of credit points awarded, is the amount of work to be done justified?

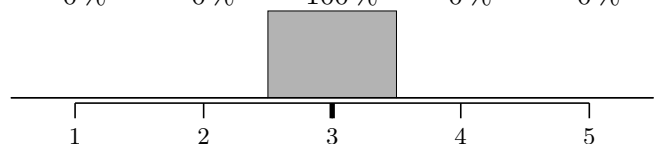
Too high – Too low

0% 0% 100% 0% 0%

Antworten: 3

Durchschnitt: 3.0

Standardabweichung: 0.0



#### 4.1.3 Do the obligatory course achievements support successful completion of the module?

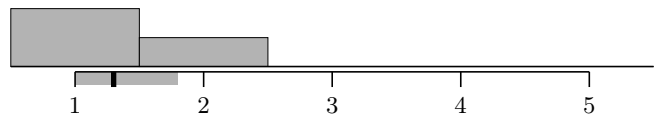
Yes – No

67% 33% 0% 0% 0%

Antworten: 3

Durchschnitt: 1.3

Standardabweichung: 0.5



#### 4.1.4 Do you think the obligatory course achievements are adequate?

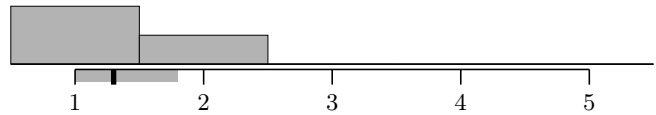
Yes – No

67% 33% 0% 0% 0%

Antworten: 3

Durchschnitt: 1.3

Standardabweichung: 0.5



#### 4.1.5 Did your interest in this module's field of study change?

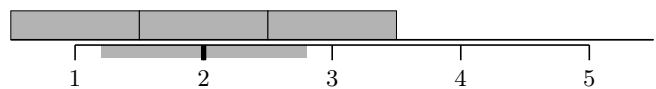
Strongly inc. – Strongly dec.

33% 33% 33% 0% 0%

Antworten: 3

Durchschnitt: 2.0

Standardabweichung: 0.8



#### 4.1.6 Would you recommend taking this module to your best friend?

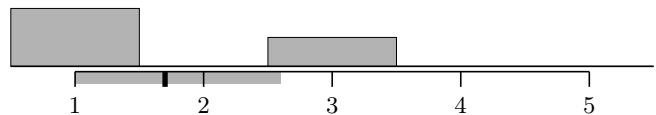
Yes – No

67% 0% 33% 0% 0%

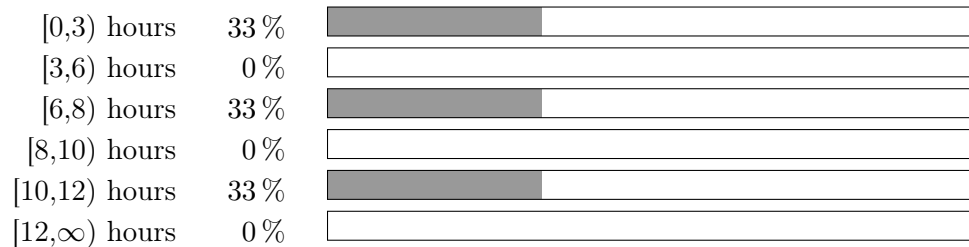
Antworten: 3

Durchschnitt: 1.7

Standardabweichung: 0.9



#### 4.2 How much time did you spend on this module every week, including lecture, exercises, exercise tasks...?



### 5 Exercise Class Evaluation

#### 5.1 Please rate the exercise class you visited.

##### 5.1.1 Has the tutor been available for questions outside of the tutorial?

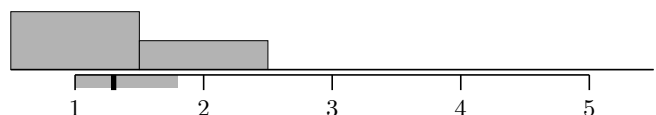
Always – Never

67% 33% 0% 0% 0%

Antworten: 3

Durchschnitt: 1.3

Standardabweichung: 0.5



### 5.1.2 Could you understand your tutor's corrections and gradings?

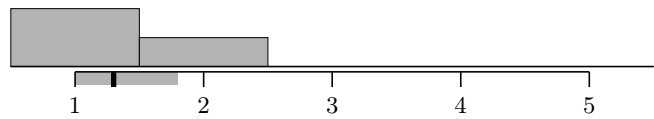
Always – Never

67% 33% 0% 0% 0%

Antworten: 3

Durchschnitt: 1.3

Standardabweichung: 0.5



### 5.1.3 Did the tutor manage to handle all the relevant content in the exercise class?

Always – Never

67% 33% 0% 0% 0%

Antworten: 3

Durchschnitt: 1.3

Standardabweichung: 0.5



### 5.1.4 Would you recommend visiting this exercise class?

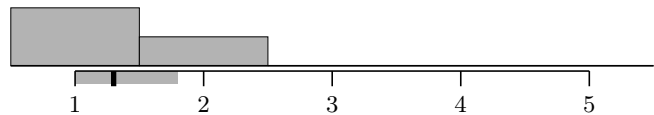
Yes – No

67% 33% 0% 0% 0%

Antworten: 3


Durchschnitt: 1.3

Standardabweichung: 0.5



## 6 Comprehensive Rating

6.1 Please give an overall rating of the course on a scale from excellent (1) to very poor (6).



## 7 Free Text Comments

### 7.1 Which aspects of the course did you like?

mathematical definitions and proofs  
 clear specification of each variable  
 examples  
 practical topics

- 
- Interesting topics
  - Good organization
  - Slides were soon available
  - Feel prepared for exam

### 7.2 What could be improved?

- More concrete examples (not just formulas)

- In the third{\}forth week the level of lecture was much lower than the difficulty of the exercises
- 3rd/4th exercise sheet was too mathematical!

### **7.3 You can leave remarks and further feedback here.**

Please skip this "what about your best friend" question next year!

---

Boxes for free text comments above be larger!

# Mandatory course achievements

The criterion to be admitted to the final exam is to obtain 50% of all possible points for the exercises accompanying the lecture. The points are acquired based on weekly handed-in written solutions of the tasks on the provided exercise sheets (usually provided weekly), and the oral presentation the solutions in the exercise lessons. The solutions may be prepared in small groups of 2-4 students. When preparing solutions in groups, each individual student has to be able to present all of his or her groups' solutions.