

Scientific Visualization – Jun.-Prof. Dr. Thomas Schultz

Lecture Survey – Fachschaft Informatik

4. September 2015

1 Lecture Evaluation

1.1 Please rate the lecture's concept.

1.1.1 How often did you attend the lecture?

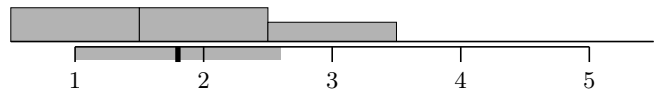
Always – Never

39% 39% 22% 0% 0%

Antworten: 18

Durchschnitt: 1.8

Standardabweichung: 0.8



1.1.2 Did the lecture appear to be clearly structured to you?

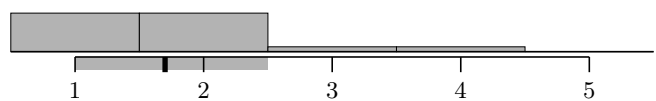
Yes – No

44% 44% 6% 6% 0%

Antworten: 18

Durchschnitt: 1.7

Standardabweichung: 0.8



1.1.3 Have topics been illustrated by sensible examples?

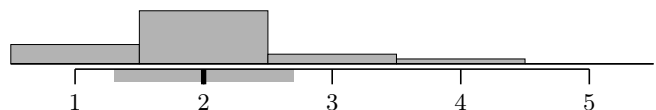
Always – Never

22% 61% 11% 6% 0%

Antworten: 18

Durchschnitt: 2.0

Standardabweichung: 0.7



1.1.4 Were the slides/lecture notes helpful?

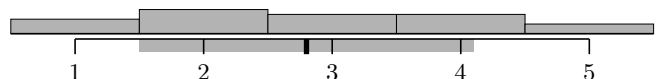
Very helpful – Not helpful

17% 28% 22% 22% 11%

Antworten: 18

Durchschnitt: 2.8

Standardabweichung: 1.3



1.1.5 Have there been topics that should have been explained more extensively?

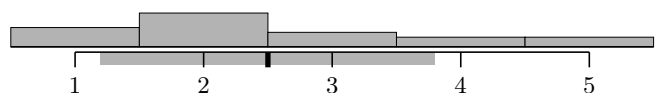
Many – None

22% 39% 17% 11% 11%

Antworten: 18

Durchschnitt: 2.5

Standardabweichung: 1.3



2 Lecturer Evaluation

2.1 Please rate Jun.-Prof. Dr. Thomas Schultz.

2.1.1 How much of the content do you understand during the lecture?

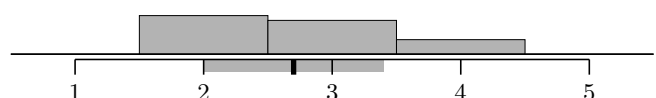
Everything – Nothing

0% 44% 39% 17% 0%

Antworten: 18

Durchschnitt: 2.7

Standardabweichung: 0.7



2.1.2 The speed of proceeding was...

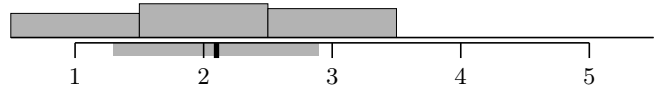
Too fast – Too slow

28% 39% 33% 0% 0%

Antworten: 18

Durchschnitt: 2.1

Standardabweichung: 0.8



2.1.3 Did the lecturer answer your questions profoundly?

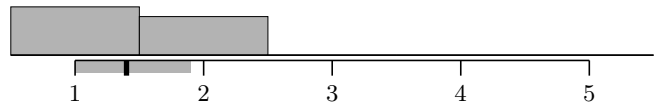
Always – Never

56% 44% 0% 0% 0%

Antworten: 18

Durchschnitt: 1.4

Standardabweichung: 0.5



2.1.4 Was the lecturer available for questions outside of the lecture?

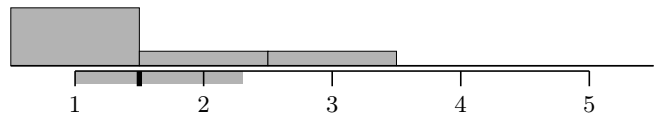
Always – Never

67% 17% 17% 0% 0%

Antworten: 18

Durchschnitt: 1.5

Standardabweichung: 0.8



2.1.5 Could you understand the lecturer acoustically?


Very well – Not at all

22% 61% 11% 6% 0%

Antworten: 18

Durchschnitt: 2.0

Standardabweichung: 0.7



3 Exercise Evaluation

3.1 Please rate the quality of the exercises that accompanied the lecture.

3.1.1 How often did you attend the exercise class?

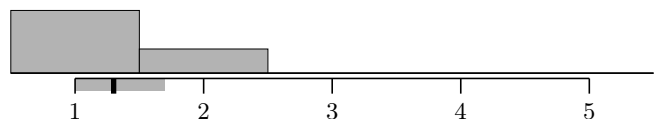
Always – Never

72% 28% 0% 0% 0%

Antworten: 18

Durchschnitt: 1.3

Standardabweichung: 0.4



3.1.2 Did the contents of the exercises match the current contents of the lecture?

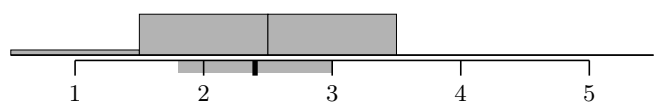
Lecture far ahead – Lecture far behind

6% 47% 47% 0% 0%

Antworten: 17

Durchschnitt: 2.4

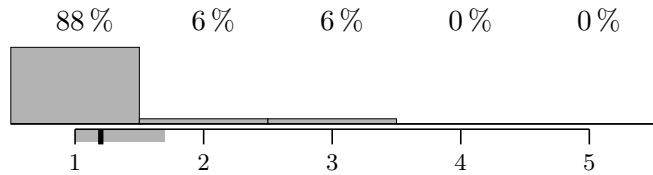
Standardabweichung: 0.6



3.1.3 Have the exercise sheets been available on time?

Always – Never

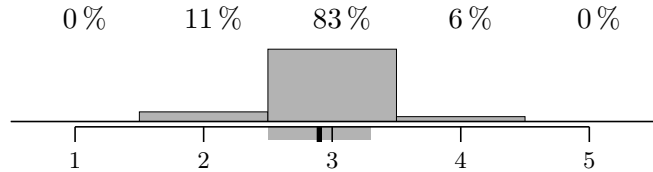
Antworten: 17
Durchschnitt: 1.2
Standardabweichung: 0.5



3.1.4 Judge the size of your exercise group!

Too big – Too small

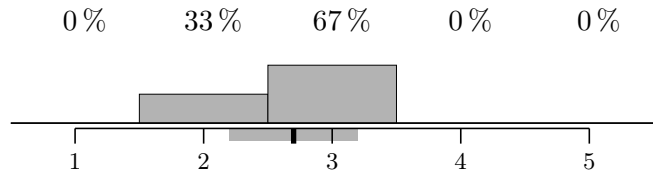
Antworten: 18
Durchschnitt: 2.9
Standardabweichung: 0.4



3.1.5 Usually I thought the exercises were...

Too difficult – Very easy

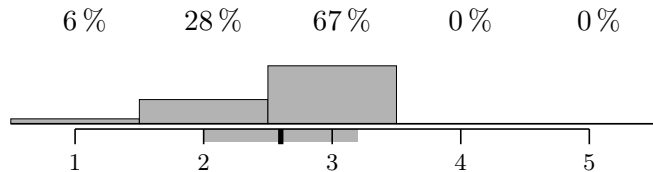
Antworten: 18
Durchschnitt: 2.7
Standardabweichung: 0.5



3.1.6 The difficulty of the exercises varied...

Greatly – Not at all

Antworten: 18
Durchschnitt: 2.6
Standardabweichung: 0.6



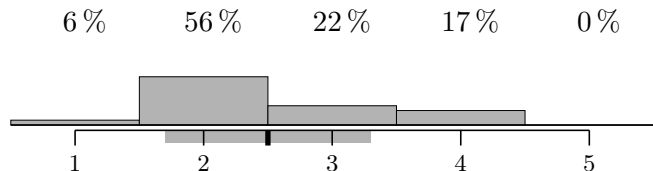
4 Module Evaluation

4.1 Please rate the module as a whole.

4.1.1 Did the course teach you helpful knowledge and abilities that will be useful in later work life?

Much – Nothing

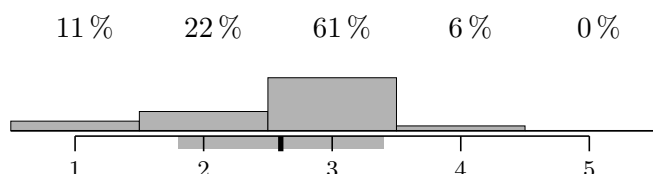
Antworten: 18
Durchschnitt: 2.5
Standardabweichung: 0.8



4.1.2 In relation to the number of credit points awarded, is the amount of work to be done justified?

Too high – Too low

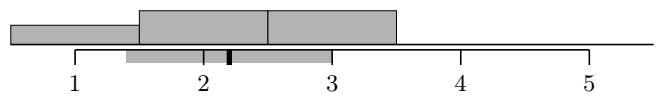
Antworten: 18
Durchschnitt: 2.6
Standardabweichung: 0.8



4.1.3 Do the obligatory course achievements support successful completion of the module?

Yes – No 22% 39% 39% 0% 0%

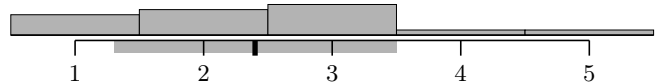
Antworten: 18
 Durchschnitt: 2.2
 Standardabweichung: 0.8



4.1.4 Do you think the obligatory course achievements are adequate?

Yes – No 24% 29% 35% 6% 6%

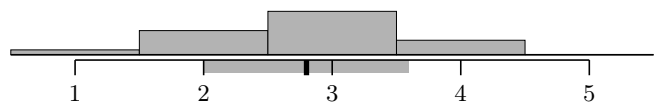
Antworten: 17
 Durchschnitt: 2.4
 Standardabweichung: 1.1



4.1.5 Did your interest in this module's field of study change?

Strongly inc. – Strongly dec. 6% 28% 50% 17% 0%

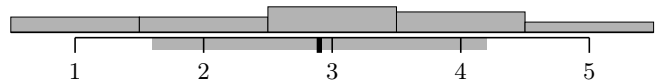
Antworten: 18
 Durchschnitt: 2.8
 Standardabweichung: 0.8



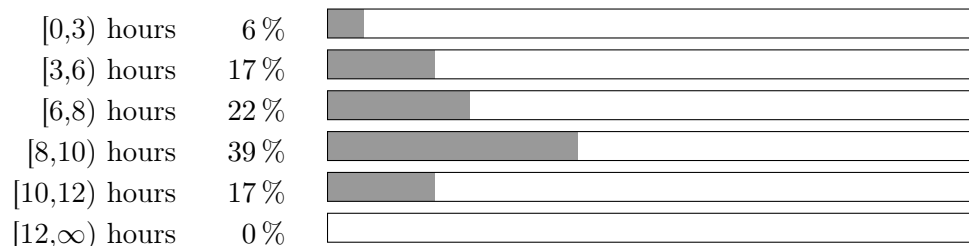
4.1.6 Would you recommend taking this module to your best friend?

Yes – No 18% 18% 29% 24% 12%

Antworten: 17
 Durchschnitt: 2.9
 Standardabweichung: 1.3



4.2 How much time did you spend on this module every week, including lecture, exercises, exercise tasks...?



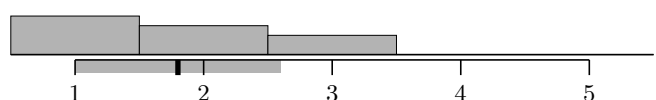
5 Exercise Class Evaluation

5.1 Please rate the exercise class you visited.

5.1.1 Has the tutor been available for questions outside of the tutorial?

Always – Never 44% 33% 22% 0% 0%

Antworten: 18
 Durchschnitt: 1.8
 Standardabweichung: 0.8



5.1.2 Could you understand your tutor's corrections and gradings?

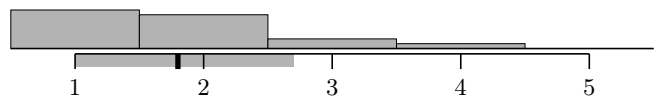
Always – Never

44% 39% 11% 6% 0%

Antworten: 18

Durchschnitt: 1.8

Standardabweichung: 0.9



5.1.3 Did the tutor manage to handle all the relevant content in the exercise class?

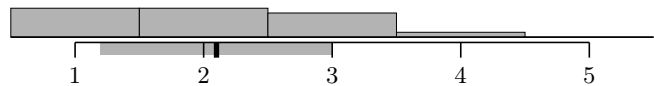
Always – Never

33% 33% 28% 6% 0%

Antworten: 18

Durchschnitt: 2.1

Standardabweichung: 0.9



5.1.4 Would you recommend visiting this exercise class?

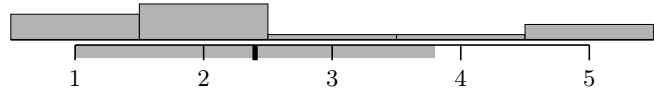
Yes – No

29% 41% 6% 6% 18%

Antworten: 17

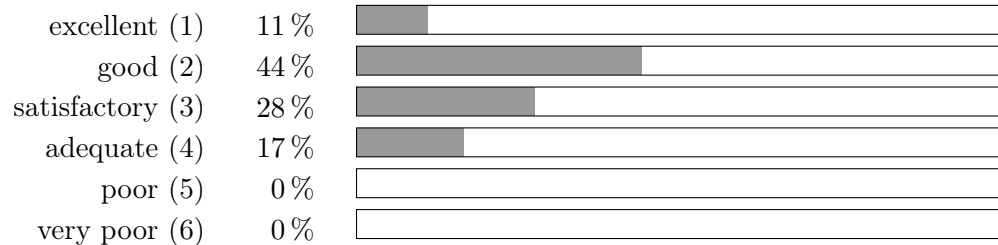
Durchschnitt: 2.4

Standardabweichung: 1.4



6 Comprehensive Rating

6.1 Please give an overall rating of the course on a scale from excellent (1) to very poor (6).



7 Free Text Comments

7.1 Which aspects of the course did you like?

There are many interesting topics about the field. I like that course is divided by scalar, vector and tensor fields.

The slides sometimes accompanied with animation that helps.

Budding field of research. Possible area for a thesis or a PhD.

- In Exercises we were allowed to discuss our solutions
- Online forum (mail list)
- Friendly professor and tutors

- Exercise sheets are based on the lectures. Helps understanding the lecture concepts.

- Nice tutors :)

7.2 What could be improved?

The slides are lack of information (annotation).

example of visualization or graphic without label.

Every images better be labelled to make it easier to understand.

There are too many topics and proofs. Maybe spending more time to explain the concept and motivation would be helpful.

Sometimes I can't follow the lecturer

The content could either be reduced or explained a bit more by giving references to chapters in books that have detailed explanation.

more materials

- More interaction
 - Provide solutions for at least theoretical question in assignment sheet.
-

- Mandatory attendances (even implicate) are not cool.
 - some exercise were too timeconsuming -> took hours to understand and just 30 minutes to actually do.
 - Tutors were hard to understand without microphone.
-

The room was too big for the exercise. Sometimes it was pretty hard to understand the explanations.

- exercises are not helping at all
 - => big room makes it hard since
 - you may not understand the tutor or person showing her solutions
 - writing on whiteboard hard to see
 - => smaller exercise group and smaller room
-

- using the white board for lecture will make it much easier for students to follow, along.
 - Lecture videos can be uploaded to a private repository.
-

The obligatory attendance in the exercise class is nonsense.

The exercise classes do not support the understanding of the module contents.

7.3 You can leave remarks and further feedback here.

Maybe video lecture will help

Use whiteboard more often

A collection of lecture notes could be provided by the professor or the assistants. The lecture slides are not sufficient to cope with the workload and since this is a new field of study, one cannot find much content online. The exercise could be greatly improved. The tutors should explain their solutions rather than the students presenting their's. Many atime, the student doesn't have the correct solution and one cannot learn about the correct solution completely.

- Often only students explained exercise solutions and the tutors/TAs did not repeat. As a result it

felt like the solution explained had no proper structure.

Studienleistungen

50% der Übungspunkte. Übungspunkte werden durch Präsentation und Diskussion der zuvor eingereichten Lösungen in den Übungsgruppen erworben.

Lecturers' Questionnaire

This part contains data provided by the lecturers.

1 Lecture metadata

Number of students in the lecture at the beginning of the semester	26
Number of students in the lecture at the end of the semester	24
Number of students participating in the exercise classes at the beginning of the semester	25
Number of students participating in the exercise classes at the end of the semester	24
Number of students that have registered for the exam	≈ 25*

* estimate

2 Exercise classes

Number of exercise classes	1
Average number of students per exercise class at the end of the semester	24

The students have been assigned to an exercise class in the following way:

Not applicable: There is only one exercise class.

3 Helpful stuff

There has been a text exam.

Sample solutions for exercise tasks have **not** been distributed.

4 Free text comments

4.1 In your opinion, what aspects of the module worked well this semester?

Switching from C# to Python for programming assignments removed technical difficulties.

4.2 What would you change if you were to offer this module again and why?

Update contents to reflect the constant progress of the field.

4.3 In case there have been obligatory course achievements: Please judge on their effectivity regarding the learning success of the students.

I believe they are required for the reasons given in the proposal on which the examination board had to decide.

4.4 Further remarks

-