

Network Security – Wolfgang Moll; Dr. Jens Töle

Lecture Survey – Fachschaft Informatik

4. September 2015

1 Lecture Evaluation

1.1 Please rate the lecture's concept.

1.1.1 How often did you attend the lecture?

Always – Never

50% 43% 0% 7% 0%

Antworten: 14

Durchschnitt: 1.6

Standardabweichung: 0.8



1.1.2 Did the lecture appear to be clearly structured to you?

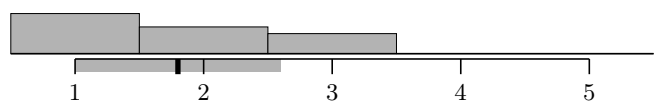
Yes – No

46% 31% 23% 0% 0%

Antworten: 13

Durchschnitt: 1.8

Standardabweichung: 0.8



1.1.3 Have topics been illustrated by sensible examples?

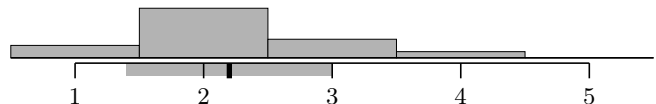
Always – Never

14% 57% 21% 7% 0%

Antworten: 14

Durchschnitt: 2.2

Standardabweichung: 0.8



1.1.4 Were the slides/lecture notes helpful?

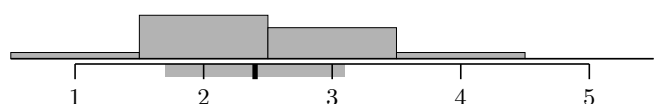
Very helpful – Not helpful

7% 50% 36% 7% 0%

Antworten: 14

Durchschnitt: 2.4

Standardabweichung: 0.7



1.1.5 Have there been topics that should have been explained more extensively?

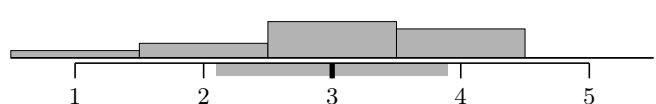
Many – None

8% 17% 42% 33% 0%

Antworten: 12

Durchschnitt: 3.0

Standardabweichung: 0.9



2 Lecturer Evaluation

2.1 Please rate Wolfgang Moll.

2.1.1 How much of the content do you understand during the lecture?

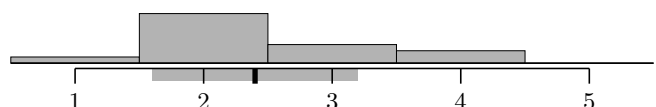
Everything – Nothing

7% 57% 21% 14% 0%

Antworten: 14

Durchschnitt: 2.4

Standardabweichung: 0.8



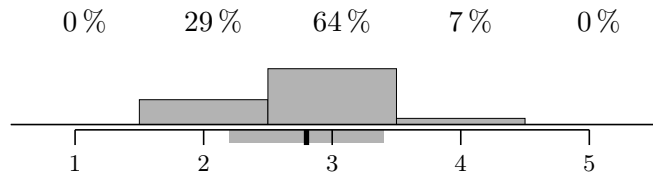
2.1.2 The speed of proceeding was...

Too fast – Too slow

Antworten: 14

Durchschnitt: 2.8

Standardabweichung: 0.6



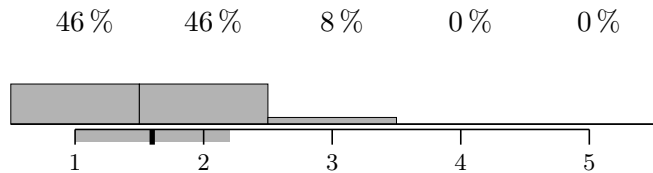
2.1.3 Did the lecturer answer your questions profoundly?

Always – Never

Antworten: 13

Durchschnitt: 1.6

Standardabweichung: 0.6



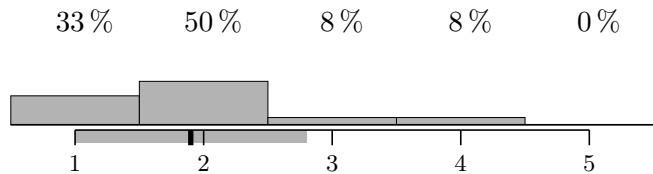
2.1.4 Was the lecturer available for questions outside of the lecture?

Always – Never

Antworten: 12

Durchschnitt: 1.9

Standardabweichung: 0.9



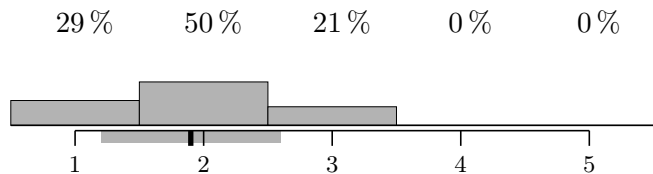
2.1.5 Could you understand the lecturer acoustically?

Very well – Not at all

Antworten: 14

Durchschnitt: 1.9

Standardabweichung: 0.7



2.2 Please rate Dr. Jens Tölle.

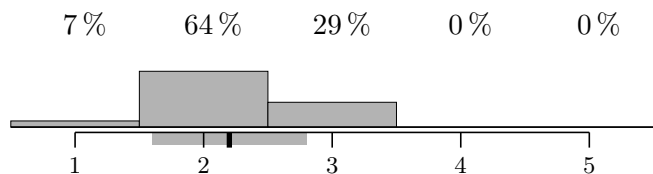
2.2.1 How much of the content do you understand during the lecture?

Everything – Nothing

Antworten: 14

Durchschnitt: 2.2

Standardabweichung: 0.6



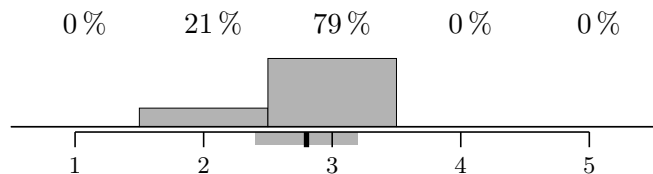
2.2.2 The speed of proceeding was...

Too fast – Too slow

Antworten: 14

Durchschnitt: 2.8

Standardabweichung: 0.4



2.2.3 Did the lecturer answer your questions profoundly?

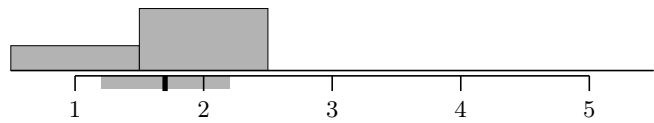
Always – Never

29% 71% 0% 0% 0%

Antworten: 14

Durchschnitt: 1.7

Standardabweichung: 0.5



2.2.4 Was the lecturer available for questions outside of the lecture?

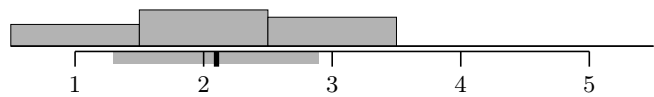
Always – Never

25% 42% 33% 0% 0%

Antworten: 12

Durchschnitt: 2.1

Standardabweichung: 0.8



2.2.5 Could you understand the lecturer acoustically?

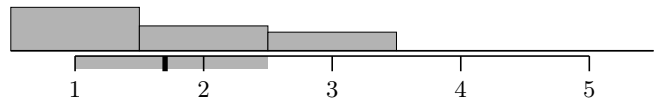
Very well – Not at all

50% 29% 21% 0% 0%

Antworten: 14

Durchschnitt: 1.7

Standardabweichung: 0.8



3 Exercise Evaluation

3.1 Please rate the quality of the exercises that accompanied the lecture.

3.1.1 How often did you attend the exercise class?

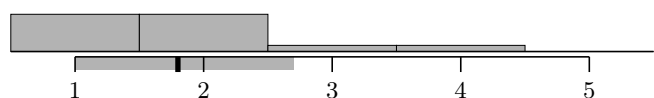
Always – Never

43% 43% 7% 7% 0%

Antworten: 14

Durchschnitt: 1.8

Standardabweichung: 0.9



3.1.2 Did the contents of the exercises match the current contents of the lecture?

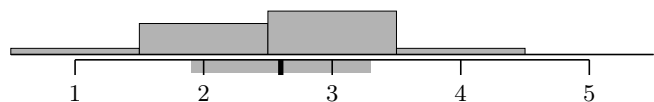
Lecture far ahead – Lecture far behind

7% 36% 50% 7% 0%

Antworten: 14

Durchschnitt: 2.6

Standardabweichung: 0.7



3.1.3 Have the exercise sheets been available on time?

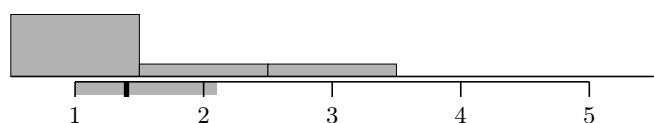
Always – Never

71% 14% 14% 0% 0%

Antworten: 14

Durchschnitt: 1.4

Standardabweichung: 0.7



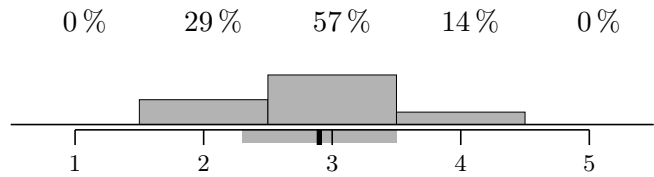
3.1.4 Judge the size of your exercise group!

Too big – Too small

Antworten: 14

Durchschnitt: 2.9

Standardabweichung: 0.6



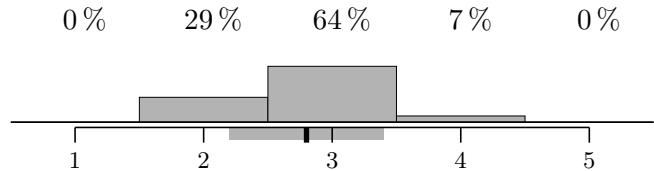
3.1.5 Usually I thought the exercises were...

Too difficult – Very easy

Antworten: 14

Durchschnitt: 2.8

Standardabweichung: 0.6



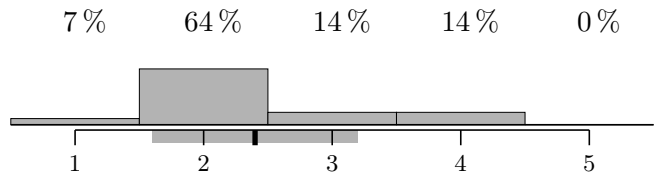
3.1.6 The difficulty of the exercises varied...

Greatly – Not at all

Antworten: 14

Durchschnitt: 2.4

Standardabweichung: 0.8



4 Module Evaluation

4.1 Please rate the module as a whole.

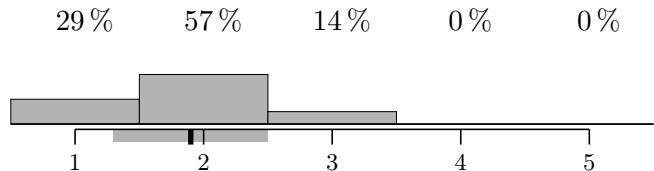
4.1.1 Did the course teach you helpful knowledge and abilities that will be useful in later work life?

Much – Nothing

Antworten: 14

Durchschnitt: 1.9

Standardabweichung: 0.6



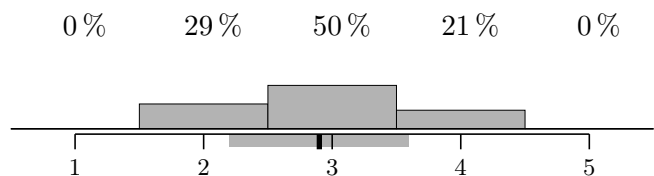
4.1.2 In relation to the number of credit points awarded, is the amount of work to be done justified?

Too high – Too low

Antworten: 14

Durchschnitt: 2.9

Standardabweichung: 0.7



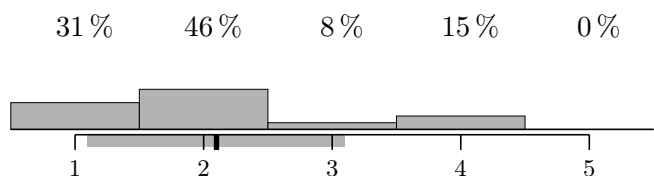
4.1.3 Do the obligatory course achievements support successful completion of the module?

Yes – No

Antworten: 13

Durchschnitt: 2.1

Standardabweichung: 1.0



4.1.4 Do you think the obligatory course achievements are adequate?

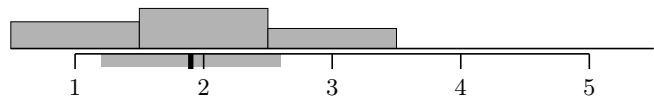
Yes – No

31% 46% 23% 0% 0%

Antworten: 13

Durchschnitt: 1.9

Standardabweichung: 0.7



4.1.5 Did your interest in this module's field of study change?

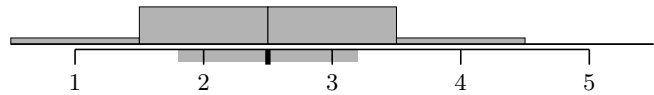
Strongly inc. – Strongly dec.

7% 43% 43% 7% 0%

Antworten: 14

Durchschnitt: 2.5

Standardabweichung: 0.7



4.1.6 Would you recommend taking this module to your best friend?

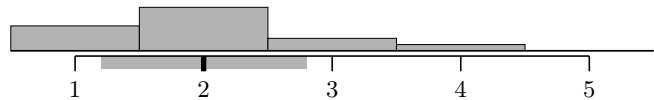
Yes – No

29% 50% 14% 7% 0%

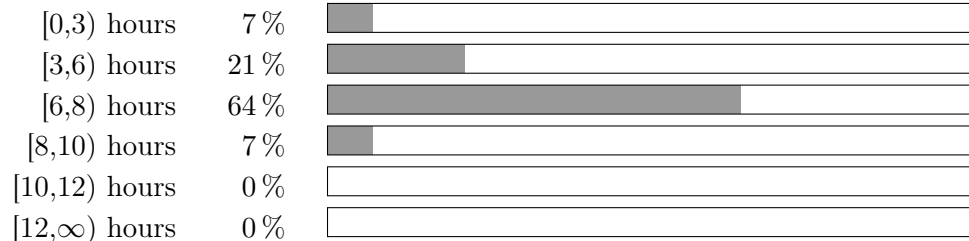
Antworten: 14

Durchschnitt: 2.0

Standardabweichung: 0.8



4.2 How much time did you spend on this module every week, including lecture, exercises, exercise tasks...?



5 Exercise Class Evaluation

5.1 Please rate the exercise class you visited.

5.1.1 Has the tutor been available for questions outside of the tutorial?

Always – Never

58% 42% 0% 0% 0%

Antworten: 12

Durchschnitt: 1.4

Standardabweichung: 0.5



5.1.2 Could you understand your tutor's corrections and gradings?

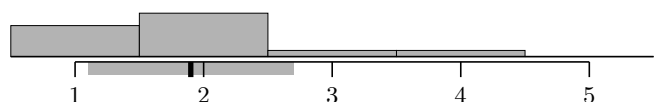
Always – Never

36% 50% 7% 7% 0%

Antworten: 14

Durchschnitt: 1.9

Standardabweichung: 0.8



5.1.3 Did the tutor manage to handle all the relevant content in the exercise class?

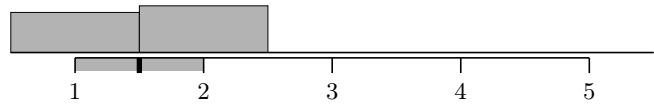
Always – Never

46% 54% 0% 0% 0%

Antworten: 13

Durchschnitt: 1.5

Standardabweichung: 0.5



5.1.4 Would you recommend visiting this exercise class?

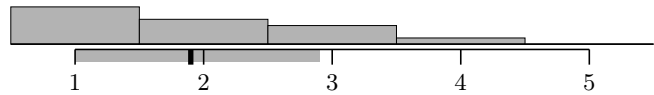
Yes – No

43% 29% 21% 7% 0%

Antworten: 14

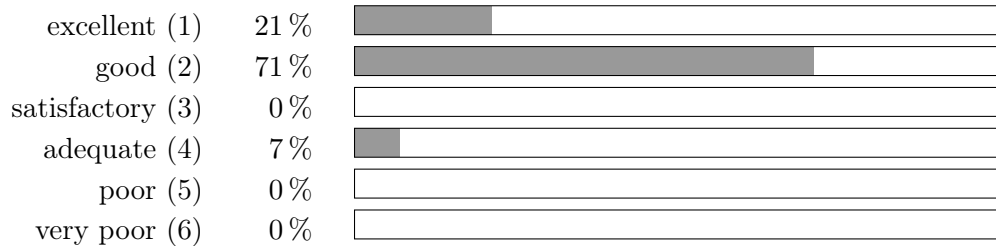
Durchschnitt: 1.9

Standardabweichung: 1.0



6 Comprehensive Rating

6.1 Please give an overall rating of the course on a scale from excellent (1) to very poor (6).



7 Free Text Comments

7.1 Which aspects of the course did you like?

Exercises very interesting and practical

Exercises were fun to solve, some programming tasks were motivated really well.

Very good exercises, interesting tasks and presentation of solutions

Well structured.

- interesting exercise tasks

Everything

7.2 What could be improved?

Two lecturer system is not optimal

Not clear lecture slides. More information should be included on the slides. A lot of concept are only mentioned, not explained on slides.

Exercise tasks definition and acceptance criteria

- the slides from the exercises should be accessible (at least to the people physically present)

Nothing

7.3 You can leave remarks and further feedback here.

[12, ∞) hours in question 4.2 is mathematically incorrect...

Mandatory course achievements

Admission to final exam: Exercise sheets will be issued approx. bi-weekly. The solutions have to be prepared in small groups of 2 or 3 students. Solutions have to be submitted by e- mail.

Students have to obtain at least 50% of all points to be admitted to the exam. If two or more groups hand in the same solution, they all will be given 0 points because we cannot know which group developed the original solution.

Lecturers' Questionnaire

This part contains data provided by the lecturers.

1 Lecture metadata

| | |
|---|-----------|
| Number of students in the lecture at the beginning of the semester | ≈ 30 – 40 |
| Number of students in the lecture at the end of the semester | 15-20 |
| Number of students participating in the exercise classes at the beginning of the semester | 35 |
| Number of students participating in the exercise classes at the end of the semester | 20 |
| Number of students that have registered for the exam | 31 |

2 Exercise classes

| | |
|--|---|
| Number of exercise classes | 1 |
| Average number of students per exercise class at the end of the semester | - |

The students have been assigned to an exercise class in the following way:

Not applicable: There is only one exercise class.

3 Helpful stuff

There has been **no** test exam.

Sample solutions for exercise tasks have **not** been distributed.

4 Free text comments

4.1 In your opinion, what aspects of the module worked well this semester?

Reibungsloser Ablauf, erfahrene Team.

4.2 What would you change if you were to offer this module again and why?

Keine grundlegenden Änderungen, lediglich Aktualisierung der Inhalte

4.3 In case there have been obligatory course achievements: Please judge on their effectivity regarding the learning success of the students.

-

4.4 Further remarks

-