

# Computer Vision II – Prof. Dr. Jürgen Gall


Lecture Survey – Fachschaft Informatik

22. August 2014


## 1 Lecture evaluation

### 1.1 Please rate the lecture's presentation.


#### 1.1.1 Comprehensibility of the presented topics




#### 1.1.2 Structural ordering of topics (golden thread)



#### 1.1.3 Clarification of topics by given examples




#### 1.1.4 Comprehensibility of the lecturer's pronunciation




## 2 Exercise group evaluation

### 2.1 Please rate the quality of the exercises groups offered for the lecture

#### 2.1.1 Repetition of the course topics



#### 2.1.2 Clarification of questions regarding your course



### 2.1.3 Application of the contents of the course

++	60 %	<input type="checkbox"/>
+	0 %	<input type="checkbox"/>
-	0 %	<input type="checkbox"/>
--	0 %	<input type="checkbox"/>
did not take place	0 %	<input type="checkbox"/>

### 2.1.4 Presentation of solutions for exercises

++	40 %	<input type="checkbox"/>
+	20 %	<input type="checkbox"/>
-	0 %	<input type="checkbox"/>
--	0 %	<input type="checkbox"/>
did not take place	0 %	<input type="checkbox"/>

### 2.1.5 Preparation for the final exam (estimation)

++	0 %	<input type="checkbox"/>
+	40 %	<input type="checkbox"/>
-	0 %	<input type="checkbox"/>
--	0 %	<input type="checkbox"/>
did not take place	20 %	<input type="checkbox"/>

## 3 Evaluation of the course contents

### 3.1 Please rate the contents of the course (lecture and exercise groups)

#### 3.1.1 The preconditioned contents of the course were adequately known to me

++	40 %	<input type="checkbox"/>
+	40 %	<input type="checkbox"/>
-	0 %	<input type="checkbox"/>
--	0 %	<input type="checkbox"/>


#### 3.1.2 Within the course scientific methods and concepts have been imparted to me

++	80 %	<input type="checkbox"/>
+	0 %	<input type="checkbox"/>
-	0 %	<input type="checkbox"/>
--	0 %	<input type="checkbox"/>

#### 3.1.3 The contents of the course had a relation to practical problems

++	80 %	<input type="checkbox"/>
+	20 %	<input type="checkbox"/>
-	0 %	<input type="checkbox"/>
--	0 %	<input type="checkbox"/>


**3.1.4 The course taught helpful knowledge and abilities that will be useful in later work life**




**4 Organisation of the course**

**4.1 Please rate the organisation of the course**


**4.1.1 The exercises were verbalised very well**



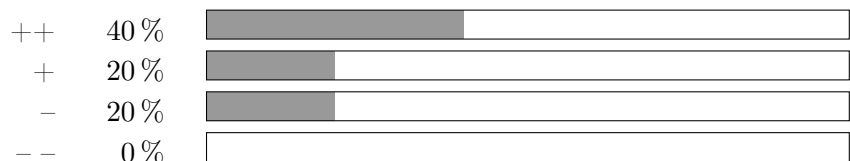
**4.1.2 The concept of the course seemed to be well-thought-out**




**4.1.3 Allocation of the exercise groups**




**4.1.4 Quality and helpfulness of the course materials (slides, exercise sheets, lecture notes,...)**




**4.1.5 Commitment and enthusiasm of the lecturer**



**4.1.6 Availability of the course materials (eCampus, Website, ...)**




#### 4.1.7 Satisfying number of exercise groups




### 5 Effort and complexity

5.1 Please rate the following aspects regarding effort and complexity of the course.

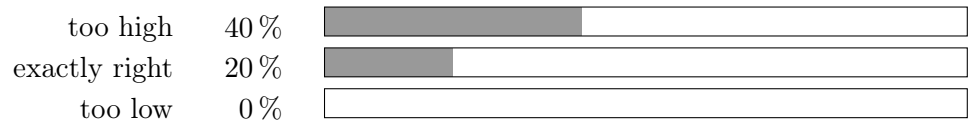
#### 5.1.1 speed of the proceeding




#### 5.1.2 amount of material to be studied




#### 5.1.3 effort for the preparation and revision of the lecture




#### 5.1.4 complexity of the lecture



#### 5.1.5 complexity of the exercises







#### 5.1.6 effort needed to solve the exercise/homework tasks







### 6 Comprehensive rating

6.1 Please rate your interest in the topics of the course before and after visiting the course.







### 6.1.1 Before visiting the course

extremely interested	80 %	
interested	0 %	
rather not interested	0 %	
almost not interested	0 %	

### 6.1.2 After visiting the course

extremely interested	80 %	
interested	0 %	
rather not interested	0 %	
almost not interested	0 %	

### 6.2 Please give an overall rating of the course on a scale from excellen (1) to very poor (6).

excellent (1)	40 %	
good (2)	20 %	
satisfactory (3)	0 %	
adequate (4)	0 %	
poor (5)	0 %	
very poor (6)	0 %	

## 7 Free text comments

### 7.1 Which aspects of the course did you like?

Ver comprehensive and interesting

---

interesting topics

---

Brilliant professor

Programming assignment

well thought out topics

### 7.2 What could be improved?

Taking a short break to ask students a question about the lecture material covered so far

---

lecture notes and not just slides

---

difficult topics could be explained more slowly

---

It would be nice to have a project at the end where a computer vision problem can be worked on in all its different phases

### 7.3 You can leave remarks and feedback to our survey [here](#).